

INFORMATION PACKET

Table of Contents

Friday, August 17, 2018



	Pages
Table of Contents	1
The Grid – Council Meetings Schedule	2-5
Central Wyoming Regional Water System JPB Packet 08.21.18	6-60
Contractors Licensing and Appeals Board Packet 08.16.18	61-96
CPU Advisory Board Packet 08.22.18	97-114
Downtown Parking Facilities Annual Report	115-120
FY19 Optional Sales Tax Report	121
FY19 Sales Tax Chart	122
Marvin Piel Request, First & Center Street Building	123-124
Natrona County Real Estate Market Report July 2018	125-136
Parks and Recreation 2018 Fall Activities Guide	137-152
WAM Info Malt Beverage Liquor Licenses	153-154
WAM Info Transportation Alternatives program (TAP) Advisory Committee - WYDOT	155
WAM Info Word from WAM Updates	156-163
WAM Info WYDOT State Transportation Improvement Plan for 2019	164-266

A.C.E.S.

Accountable

Communicate

Effective & Efficient

Stewards

The Grid

A working draft of Council Meeting Agendas

August 21, 2018**Councilmembers Absent:**

<p align="center">Regular Council Meeting Agenda Items</p> <p>C = Item is on Consent N = Item is <u>not</u> on Consent</p>	Est. Public Hearing	Public Hearing	Ordinances	Resolutions	Minute Action
Pre-meeting: Casper Natrona County Health Board Member Introduction - Mike Cometto					
Pre-meeting: Executive Session Minutes - August 14 Personnel					
Bright Spot - Plate River Trails Trust Presentation - Grant from the Rec Board					
Establish September 4, 2018 as the Public Hearing Date for Consideration of a Zone Change of Lots 1 through 8 inclusive, Block 1, North Burlington Addition, located at 143, 145, 159, 169 West K Street, from R-3 (One to Four Unit Residential) to R-5 (Mixed Residential).	C				
New Resort Liquor License No. 8 for Trigild, Inc., d/b/a Hilton Garden Inn, Located at 1150 North Poplar Street.		CMR			
New Restaurant Liquor License No. 39 for THW, Inc., d/b/a JS Chinese Restaurant, Located at 116 West 2nd Street.		CMR			
Authorizing a Memorandum of Understanding between the Natrona County School District and the City of Casper for School Resource Officer Services.				C	
Accepting A Public Art Easement Agreement at the Southwest Corner of Beech and Collins Streets, Lots 13-15, Block 41, City of Casper Addition.				C	
A vacation and replat of Lots 5-7 of Mesa Addition No. 9, to create a new two-lot Subdivision, "Mesa Addition No. 11, Lots 4A & 5A," located in the 2900 block, on the west side of Central Drive.				C	
Authorizing a Contract for Outside-City Water Service with Galles Stables.				C	
Authorizing a Contract for Outside-City Water Service with Ronald J. and Elizabeth F. Galles.				C	
Authorizing a Procurement Agreement with Municipal Treatment Equipment, in the Amount of \$34,923, for One Storage Tank Mixer for Use at the Golf Course Water Storage Tank.				C	
Authorizing a Cooperative Agreement with the Wyoming Department of Transportation Poplar Street Bridge over BNSF Railroad Project.				C	
Authorizing Agreement with JTL Group, Inc., dba Knife River, Inc., in the Amount of \$1,649,761.80, for the 2018 Arterials and Collectors Improvements Project.				C	
Authorizing a Cooperative Agreement with the Wyoming Department of Transportation for Construction Activities for the Interstate 25 and Casper Marginal Beautification Project, in the Amount of \$36,967.				C	
Authorizing Amendment No. Three to Extend the Contract with Cigna Health and Life Insurance Company for the Provision of Health Coverage Administrative Services.				C	
Approving the Memorandum of Understanding Between Nineteen (19) Wyoming Municipalities for the Gateway West Transmission Line Project and the Corresponding Letter to be a Party to the Permit.				C	
Authorizing Sole Source Purchase of One (1) New International Baler Company TR10N-75 Tow-Ram Baler, Steel Belt Conveyor, and Wire Tier, in the Amount of \$472,350, from Altitude Recycling Equipment, to be Used in the Solid Waste Division.					C
Authorize the Purchase of One (1) New Crew Cab 4x4 Brush Truck Fire Apparatus, in the Total Amount of \$343,660.34, from Rosenbauer America, Minnesota, for Use by the Casper Fire Department.					C
Executive Session - Personnel					

The Grid

A working draft of Council Meeting Agendas

August 28, 2018**Councilmembers Absent:**

Work Session Meeting Agenda Items	Recommendation	Allotted Time	Beginning Time
Recommendations = Information Only, Move Forward for Approval, Direction Requested			
One Cent Funding Application Interviews	Information Only	3 hours	4:30
Agenda Review		10 min	7:30
Legislative Update		5 min	7:40
Council Around the Table		10 min	7:45
Executive Session - Personnel			7:55

September 4, 2018**Councilmembers Absent:**

Special Work Session Meeting Agenda Items	Recommendation	Allotted Time	Beginning Time
Recommendations = Information Only, Move Forward for Approval, Direction Requested			
One Cent Survey Results & Suggested Projects	Direction Requested	80 min	4:30
Agenda Review		10 min	5:50
Approximate Ending Time			6:00

September 4, 2018**Councilmembers Absent:**

Regular Council Meeting Agenda Items	Est. Public Hearing	Public Hearing	Ordinances	Resolutions	Minute Action
C = Item is on Consent N = Item is <u>not</u> on Consent					
Pre-meeting: Executive Session Minutes - August 21 & 28 Personnel					
Bright Spot - Proclamations for Star Spangled Banner Day & Constitution Week					
Approve August 21 Meeting Minutes, August 21 Executive Session Minutes, and August 28 Executive Session Minutes					
Establish September 18, 2018 as the Public Hearing Date for Consideration of Fiscal Year 2017-2018 Community Development Block Grant Consolidated Annual Performance and Evaluation Report.	C				
Zone Change of Lots 1-8 Inclusive, Block 1, North Burlington Addition, Located at 143, 145, 159, 169 West K Street, from R-3 (One to Four Unit Residential) to R-5 (Mixed Residential).				C	
Amendment to Agreement with First Interstate Bank Regarding Lockbox Services.				C	
Authorizing the Discharge of \$34,573.19 of Uncollectible Accounts Receivable Balances, Aged Between the Date of April 1, 2013 and June 30, 2013, Including More Recent Estate Liquidations and Bankruptcies.				C	
Authorizing the Sole Source purchase of three (3) Control Panel Enclosure Air Conditioning Units from Andritz Separation Inc., in the Amount of \$28,474.53, for use at the Wastewater Treatment Plant.				C	
Authorizing a Contract for Outside-City Water Service with C.E. Swinney, LLC.				C	
Authorizing the Execution of an M-54 Utility License with the Wyoming Department of Transportation for the Installation of a 3-inch HDPE Casing and 1.5-inch Water Service Line to Provide Water Service to 7475 Highway 220.				C	
Accepting a Drainage Easement from 5725 Highland Drive, Inc., for Maintenance of a Storm Sewer Main that Serves Highland Drive and Surrounding Properties.				C	
Accepting a Storm Sewer Pipe Easement from Stella Johnston for Maintenance of a Storm Sewer Main.				C	

The Grid

A working draft of Council Meeting Agendas

Authorizing Acceptance of a Grant Award from the Wyoming Office of the Attorney General, Division of Victim Services, in the Amount of \$132,764, to be Used for Existing Salaries, Training, Operating Expenses, Emergency Assistance, Advertising, and other Services Covered by the Grant.				C	
Restorative Justice				C	

September 11, 2018

Councilmembers Absent:

Meeting to be held at the Life Steps Campus at 4:00 p.m.

Work Session Meeting Agenda Items	Recommendation	Allotted Time	Beginning Time
Recommendations = Information Only, Move Forward for Approval, Direction Requested			
LifeSteps Campus Tour	Information Only	30 min	4:00
Dan Noble	Information Only	40 min	4:30
Accepting Natrona County Hazard Mitigation Plan & Emergency Response Plan	Move Forward for Approval	20 min	5:10
Health Fund Update	Information Only	20 min	5:30
Abandoned Vehicle Ordinance	Move Forward for Approval	30 min	5:50
Smart Water Meters	Direction Requested	40 min	6:20
Agenda Review		10 min	7:00
Legislative Update		10 min	7:10
Council Around the Table		20 min	7:20
Approximate Ending Time			7:40

September 18, 2018

Councilmembers Absent:

Regular Council Meeting Agenda Items	Est. Public Hearing	Public Hearing	Ordinances	Resolutions	Minute Action
C = Item is on Consent N = Item is <u>not</u> on Consent					
Accepting Natrona County Hazard Mitigation Plan & Emergency Response Plan (tentative)					
Fiscal Year 2017-2018 Community Development Block Grant Consolidated Annual Performance and Evaluation Report.		C			

September 25, 2018

Councilmembers Absent:

Work Session Meeting Agenda Items	Recommendation	Allotted	Beginning
Recommendations = Information Only, Move Forward for Approval, Direction Requested			
Non-Motorized Transportation Plan (Bike/Pedestrian Plan Update)		20 min	4:30
Summer Pool Usage Discussion		20 min	4:50
Soil Compaction in Residential Areas - Draft Ordinance		40 min	5:10
Casper Area Convention & Visitors Bureau Update (Brook Kaufman)		20 min	5:50
Agenda Review		20 min	6:10
Legislative Update		10 min	6:30
Council Around the Table		20 min	6:40
Approximate Ending Time			7:00

The Grid

A working draft of Council Meeting Agendas

October 2, 2018

Councilmembers Absent:

Regular Council Meeting Agenda Items		Est. Public Hearing	Public Hearing	Ordinances	Resolutions	Minute Action
C = Item is on Consent	N = Item is <u>not</u> on Consent					

Upcoming Work Session Agenda Items
Hogadon & Golf Debrief
Casper Mountain Biathlon Club-Crushing Operations
Spay & Neuter Code Discussion - Review of Needs
Pre-Annexation & Island Annexation
City of Casper App/Citizen Engagement
Liquor Ordinance, Part II
Demerit Point Revisions (Chief McPheeters) Alcohol Demerit Structure: What is the public position? Do you want us to be proactive like we are going or are we ok with the current state?
Dog Attacks/Bites - Penalites for Impound
Downtown Parking Study Implementation
Goodstein Lot Lease (Long Term Plan)
6th Cent Funding Study
Wyoming Business Council Grant for Midwest
Property Code Revisions
Event Guide
Bar Hours on Sunday



**Central Wyoming Regional Water System
Joint Powers Board**

1500 SW Wyoming Boulevard
Casper, Wyoming 82604
(307) 265-6063 • Fax (307) 265-6058

Board Members:

H. H. King, Jr.,
Chairman

Larry Keffer,
Vice-Chairman

Charlie Powell,
Secretary

John Lawson,
Treasurer

Kenyne Humphrey

Shawn Johnson

Chris Walsh

Kenneth Waters

REGULAR JOINT POWERS BOARD MEETING AGENDA

Tuesday

August 21, 2018

11:30 a.m.

**Regional Water Treatment Plant
Joint Powers Board Conference Room
1500 SW Wyoming Boulevard**

1. Announcements
2. Approve Minutes – July 17, 2018 *
3. Approve Vouchers – August 2018 *
4. Financial Report – July 2018 *
5. Operations Update
6. Public Comment
7. Old Business
 - a) Project Updates:
 - i) Alternate Backwash Water Supply Tank Project
 - ii) Airport Elevated Water Storage Tank Project
 - b) Other
8. New Business
 - a) Presentation of the Source Water Protection Plan by HDR Engineering *
 - b) Consider Change Order No. 2 with Landmark Structures I, LP for the Airport Elevated Water Storage Tank in the amount of \$4,805 *
 - c) Update of Annual Banking Letters – Board Member Johnson
 - d) Other
9. Chairman's Report

Next Meeting: Regular JPB Meeting – September 18, 2018

****Indicates Attachment***



**CENTRAL WYOMING REGIONAL WATER SYSTEM
JOINT POWERS BOARD**

MEETING PROCEEDINGS

July 17, 2018

A public meeting of the Central Wyoming Regional Water System Joint Powers Board (Board) was held Tuesday, July 17, 2018 at 11:30 a.m., in the Joint Powers Board Conference Room, Regional Water Treatment Plant, 1500 SW Wyoming Boulevard, Casper, WY.

Board Members Present - Vice-Chairman Keffer, Treasurer Lawson, and Board Members Humphrey (by phone), Tasler, and Walsh. Chairman King, Secretary Powell, and Board Member Johnson were absent.

City of Casper – Humphrey, Walsh, Andrew Beamer, Bruce Martin, Brian Schroeder, Clint Conner, Janette Brown, Scott Baxter, Alex Sveda, Terry Cottenoir

Natrona County – Lawson

Salt Creek Joint Powers Board –

Wardwell Water & Sewer District – Keffer

Pioneer Water & Sewer District – Tasler

Poison Spider Improvement & Service District –

Wyoming Water Development Office -

Sandy Lakes Estates -

Lakeview Improvement & Service District -

33 Mile Road Improvement & Service District –

Mile-Hi Improvement and Service District –

Central Wyoming Groundwater Guardian Team (CWGG) –

Others — Charlie Chapin – Williams, Porter, Day & Neville, P.C.;

The Board meeting was called to order at 11:30 a.m. Vice-Chairman Keffer asked for a roll call to establish a quorum. Board Members present included: Vice-Chairman Keffer, Treasurer Lawson, Board Member Walsh, Board Member Tasler, and Board Member Humphrey (by phone). A quorum was established

1. In Announcements, Mr. Martin stated that Ms. Linda Tasler has the proxy for Board Member Waters today.
2. Vice-Chairman Keffer asked for a motion to approve the minutes from the June 19, 2018 meeting. A motion was made by Treasurer Lawson and seconded by Board Member Walsh to approve the minutes from the June 19, 2018 meeting. Motion put and carried.
3. Mr. Martin asked the Board to reference the updated voucher listing dated today and shown on the screen. Mr. Martin stated that three additional vouchers were added to the listing; voucher 7886 for DXP Enterprises, Inc. in the amount of \$53,049.43 for Raw Water Pump #5; voucher 7887 for COP Wyoming, LLC in the amount of \$79,584.75 for the Alternate Backwash Supply Project; and voucher 7888 for COP Wyoming c/o First Interstate Bank in the amount of \$649.50 for retainage for the Alternate Backwash Supply Project. Mr. Martin recommended approval of the vouchers and offered to answer any questions the Board may have on the voucher listing.

Vice-Chairman Keffer asked for a motion to approve the July 2018 vouchers. A motion was made by Board Member Walsh and seconded by Board Member Tasler to approve the July 2018 voucher list to include voucher numbers 7874 through 7888 in the amount of \$850,951.65. Motion put and carried.

4. Mr. Martin asked the Board to reference the Gallons Produced table in the agenda packet. Mr. Martin stated that production for June 2018 was 467 MG. Mr. Martin stated that the five year average is 489 MG. Mr. Martin stated that year to date production is 3.57 BG and the five year average is 3.72 BG.

Mr. Martin asked the Board to reference the Water Rates Billed spreadsheet. Mr. Martin stated that billed water for June was \$802,704.70. Mr. Martin stated that year to date, \$6,132,089.36 has been billed.

Mr. Martin stated that monthly compilation is not available as it is the end of the fiscal year and the Finance Department is getting ready for the annual audit.

Vice-Chairman Keffer asked for a motion to approve the June 2018 Financial Report as presented. A motion was made by Treasurer Lawson and seconded by Board member Walsh to approve the June 2018 Financial Report as presented. Motion put and carried.

5. Vice-Chairman Keffer turned the time over to Mr. Schroeder for the Operations Update.

Mr. Schroeder stated that water production has been down this month due to the rain. Mr. Schroeder stated that water production has been averaging 15 MGD, but today production is 29 MGD.

Mr. Schroeder stated that lightning damaged some equipment. Mr. Schroeder stated that a variable frequency drive (VFD) that was only three years old was destroyed and had to be replaced. Mr. Schroeder stated that the VFD was replaced and is in operation. Mr. Schroeder stated that the motor for the VFD is being rebuilt. Mr. Schroeder stated that he

is looking into lightning protection for the WTP. Mr. Schroeder stated that other than the lightning strike, things are going quite well.

The time was turned over to Mr. Conner for the Transmission System Update.

Mr. Conner stated that staff has been cleaning the sludge out the Actiflo basins. Mr. Conner stated that it has been a challenge with the rain as the sludge will be almost dry and it rains again getting the sludge wet and it has to dry out again.

Mr. Conner stated that mowing has been done at the RWS booster stations.

Mr. Conner stated that valves are being exercised on the Salt Creek waterline, and anode testing is being done on the Cross-Town Pipeline.

6. There was no Public Comment.

7. In Old Business:

a. Project Updates:

i. Mr. Martin turned the time over to Mr. Scott Baxter with the City of Casper Engineering Department for an update on the Alternate Backwash Water Supply Tank Project and the Airport Elevated Water Storage Tank Project.

Mr. Baxter stated that the Airport Elevated Tank was hoisted to the top of the pillar, but there were some hoisting issues when the tank was halfway up. Mr. Baxter stated that the contractor was able to fix the issues and get the tank raised in about four hours. Mr. Baxter stated that the roof is welded and waiting to be painted. Mr. Baxter stated that this is downtime for the contractor as they are waiting on the paint crew to coat the inside and roof of the tank. Mr. Baxter stated that the SCADA still needs installed, and then the project can be finalized.

Mr. Baxter stated that the contact person from the Wyoming Water Development Commission visited the project site yesterday and was very pleased with the project. Mr. Conner stated that he has been impressed with the contractor for this project.

Mr. Chapin asked how long it will take to fill the tank once it is finished. Mr. Conner stated that it should take 12 to 18 hours to fill the tank.

Board Member Walsh asked when the tank will be in service. Mr. Baxter stated that it should be in service at the end of October.

ii. Mr. Baxter stated that the Alternate Backwash Water Supply Tank should be ready to fill in the next week or so and then a walk-thru can be done to

close out the project. Mr. Baxter stated that there will be a change order in the near future for this project.

- iii. Mr. Martin turned the time over to Mr. Alex Sveda with the City Engineering Department for an update on the WTP Emergency Power Project.

Mr. Sveda stated that the Emergency Power Project is essentially complete, with some minor punchlist items, and one major punchlist item. Mr. Sveda stated that a switch for the surge arrestors was installed and everything was tied in, and then it was discovered that the switch was not working. Mr. Sveda stated that in order to replace the switch, the WTP must be completely shut down. Mr. Sveda stated that staff is in discussions with the contractor to work out the earliest date that the WTP can be shut down for the replacement. Mr. Sveda stated that with the WTP in summertime production, it will have to wait until the surface water plant is not in service.

Board Member Walsh asked if this switch was a mistake made by the contractor. Mr. Sveda stated that it is and it is a punchlist item, but it is faulty equipment. Board Member Walsh asked if the contractor is going to charge extra for their mistake. Mr. Sveda stated that the contractor will not charge extra; they were informed if there is a power outage and the generator is not working, they will be assessed damages.

Vice-Chairman Keffer asked if the contractor has the new equipment. Mr. Sveda stated that the contractor is still in conversations with their supplier about the faulty switch; the contractor is looking at the end of August to replace the faulty switch.

- b. There was no Other Old Business.

8. In New Business:

- a. Mr. Martin turned the time back over to Mr. Terry Cottenoir with the City Engineering Department to discuss Amendment No. 1 to the design contract with Lower & Co., P.C. for the WTP Bulk Sand Crane System Project.

Mr. Cottenoir stated that the design for this project is approximately 80% complete, but during the initial design review, it was discovered that Lower did not include electrical engineering design services in their price proposal. Mr. Cottenoir stated that Amendment No. 1 to the contract includes Lower's proposal for providing additional electrical engineering design services in the amount of \$1,300.

Treasurer Lawson stated that the total contract price on the Amendment is \$3,400, but in the memo it is listed as \$4,400, and asked which is correct. Mr. Cottenoir

stated that the price listed on the Amendment is correct, he made a typing error on the memo.

A motion was made by Treasurer Lawson and seconded by Board Member Walsh to approve Amendment No. 1 to the design contract with Lower & Co., P.C. for the WTP Bulk Sand Crane System, Project No. 18-033 in the amount of \$1,300. Motion put and carried.

- b. Mr. Martin turned the time over to Mr. Baxter to discuss Change Order No. 8 with COP Wyoming, LLC for the WTP Alternate Backwash Water Supply Tank Project.

Mr. Baxter stated that when the contractor attempted to install the level indicator for the Backwash Tank that it was not compatible with the existing equipment at the WTP. Mr. Baxter stated that the new level indicator was ordered in late June and it was not expected until after July 23rd, but it did arrive just the other day.

Mr. Baxter stated that there is no financial change with the change order, it is for a 31 day time extension only.

A motion was made by Board Member Walsh and seconded by Board Member Tasler to approve Change Order No. 8 with COP Wyoming, LLC for the WTP Alternate Backwash Water Supply Tank Project for a 31 day time extension. Motion put and carried.

- c. Board Member Johnson was not in attendance at the meeting and was unable to sign his annual banking letter.
 - d. There was no Other New Business.
9. In the Chairman's Report, Vice-Chairman Keffer stated that the next regular meeting will be held on August 21, 2018.

Mr. Martin announced that a tour of the WTP will be given to any interested Board Member after the meeting.

A motion was made by Board Member Tasler and seconded by Board Member Walsh to adjourn the meeting at 11:56 a.m. Motion put and carried.

Chairman

Secretary

**Central Wyoming Regional Water System
Joint Powers Board**

**UNAPPROVED VOUCHER LISTING
August 15, 2018**

VOUCHER NO.	VENDOR	DESCRIPTION	AMOUNT
7889	City of Casper	Operations Reimbursement – June18 No. 2	\$136,013.50
7890	Landmark Structures I, LP	Capital Expense – Airport Elevated Tank Project PP#13	\$122,210.00
7891	ITC Electrical Technologies	Capital Expense – Ozone VFD Replacement	\$14,913.81
7892	Modern Electric, Co.	Capital Expense – WTP VFD Project No. 17-094 Retainage Release	\$4,422.50
7893	City of Casper	Operations Reimbursement – July18	\$194,523.82
7894	Williams, Porter, Day & Neville, P.C.	Legal Expense – July18	\$1,036.60
7895	Lower & Co., P.C.	Capital Expense – WTP Bulk Sand Crane System	\$2,500.00
7896	City of Casper	Loan Payment	\$127,960.40
7897	Department of Environmental Quality/WQD	WYPDES Permit Renewal Fee	\$500.00
7898	ITC Electrical Technologies	Capital Expense – Ozone VFD Replacement	\$778.50
7899	Stotz Equipment	Capital Expense – Riding Lawn Mower	\$9,750.00
7900	COP Wyoming, LLC	Capital Expense – WTP Alternate Backwash Water Supply PP# 12	\$12,990.00
		Total	\$627,599.13

City of Casper
 Business Services - Finance Division
 200 N. David
 Casper, WY 82601
 adminsvcs@cityofcasperwy.com
 (307)235-8400

INVOICE & 7889
STATEMENT OF ACCOUNT

CUSTOMER: CENTRAL WYO. REGIONAL WATER SYSTEM JPB
 1500 SW WYOMING BLVD.
 CASPER, WY, 82604

DATE: 7/31/2018

CUSTOMER ACCOUNT#: 2784

ACCOUNT SUMMARY

Invoices Due Upon Receipt

TRANSACTION DATE	INVOICE #	DESCRIPTION	STATUS	INVOICE AMOUNT/ CHARGES REMAINING
06/30/2018	165315	JUNE18 OPERATIONS REIMBURSEMENT NO. 2	PAST DUE	\$136,013.50
NEW CHARGES				
PREVIOUS BALANCE				\$136,013.50
TOTAL AMOUNT DUE				\$136,013.50

June 2018 Total Reimbursement Invoice - No. 2		
9010.00	Wages & Salaries Dir Labor - O&M	\$449.61
9020.00	Chemical Charge - O&M	\$54,387.63
9030.00	Utilities - O&M	\$77,382.91
9040.00	Supplies - O&M	\$30.75
9060.00	Training - O&M	\$0.00
9070.00	Major Maint, Repair, Replc - O&M	\$86.90
9080.00	Testing & Lab Services - O&M	\$1,770.00
9090.00	Other Reimbursable Costs - O&M	\$1,905.70
	80-404000-5819 Invoice Total	\$136,013.50

Delinquent accounts over \$50.00 will be charged an interest penalty of 1.5% per month. Sending payment to cover delinquent invoices (invoice older than 30 days) will prevent further action with the City of Casper collection effort and possible refusal of all city services. Direct all questions about your statement to (307) 235-8400. Please disregard if full payment has been sent.

Make all checks payable to City of Casper and include this remittance stub with the invoices you are paying to ensure proper processing.

Mail Payments To:

City of Casper
 200 N David St
 Casper, WY 82601

CUSTOMER ACCOUNT#: 2784

TOTAL AMOUNT DUE: \$136,013.50

AMOUNT ENCLOSED: **\$136,013.50**

Pay Invoice(s): 165315

If invoice(s) are/is not listed monies received will be posted to the oldest invoice on the account.

City of Casper Wyoming
Expenditure Reimbursement Request
June 30, 2018
June Reimbursement Request No. 2

<u>Vendor</u>	<u>Account Name</u>	<u>Date</u>	<u>Invoice Number</u>	<u>Invoice Amount</u>	<u>Purchased</u>
Brenntag Pacific	Chemicals	6/30/2018	BPI851035	12,519.17	Ferric Chloride
Brenntag Pacific	Chemicals	6/30/2018	BPI851036	14,165.66	Ferric Chloride
Brenntag Pacific	Chemicals	6/30/2018	BPI851667	13,671.45	Ferric Chloride
DPC Industries	Chemicals	6/30/2018	727000131-18	6,926.40	Sodium Hypochlorite
DPC Industries	Chemicals	6/30/2018	727000143-18	7,104.95	Sodium Hypochlorite
Energy Lab - Pcard	Lab Testing	6/30/2018	165064	1,770.00	CWGG Testing
Long Building Technologies	Maintenance Agreements	6/30/2018	SRVCE0090981	1,905.70	Replaced HVAC Exhaust Fan Belts
Petty Cash	Other Materials & Supplies	6/30/2018		30.75	Lunch for CWGG Meetings
Rocky Mountain Power	Energy - Electricity	6/30/2018	RIN0028802	67,776.24	Electricity - WTP, Wells
Rocky Mountain Power	Energy - Electricity	6/30/2018	RIN0028802	9,584.17	Electricity - Meters, Boosters, Tanks
Verizon Wireless - Pcard	Telecommunications	6/30/2018	980876798	22.50	Operator Cell Phone
Wardwell Water & Sewer District	Waterline Materials	6/30/2018	RIN0028741	86.90	Wardwell Booster Irrigation
Workers' Compensation	Workers' Compensation	6/30/2018		449.61	Workers' Compensation
			Total	\$ 136,013.50	

City of Casper
 Business Services - Finance Division
 200 N. David
 Casper, WY 82601
 adminsvcs@cityofcasperwy.com
 (307)235-8400

INVOICE & 7893
STATEMENT OF ACCOUNT

CUSTOMER: CENTRAL WYO. REGIONAL WATER SYSTEM JPB
 1500 SW WYOMING BLVD.
 CASPER, WY, 82604

DATE: 8/7/2018

CUSTOMER ACCOUNT#: 2784

ACCOUNT SUMMARY

Invoices Due Upon Receipt

TRANSACTION DATE	INVOICE #	DESCRIPTION	STATUS	INVOICE AMOUNT/ CHARGES REMAINING
07/31/2018	165507	JULY18 OPERATIONS REIMBURSEMENT	CURRENT	\$194,523.82

July 2018 Total Reimbursement Invoice			
9010.00	Wages & Salaries Dir Labor - O&M		\$110,253.45
9020.00	Chemical Charge - O&M		\$40,918.18
9030.00	Utilities - O&M		\$6,563.82
9040.00	Supplies - O&M		\$3,254.93
9060.00	Training - O&M		\$0.00
9070.00	Major Maint, Repair, Replc - O&M		\$2,939.47
9080.00	Testing & Lab Services - O&M		\$5,561.89
9090.00	Other Reimbursable Costs - O&M		\$25,032.08
	80-404000-5819 Invoice Total		\$194,523.82

NEW CHARGES	
PREVIOUS BALANCE	\$194,523.82
TOTAL AMOUNT DUE	\$194,523.82

Delinquent accounts over \$50.00 will be charged an interest penalty of 1.5% per month. Sending payment to cover delinquent invoices (invoice older than 30 days) will prevent further action with the City of Casper collection effort and possible refusal of all city services. Direct all questions about your statement to (307) 235-8400. Please disregard if full payment has been sent.

Make all checks payable to City of Casper and include this remittance stub with the invoices you are paying to ensure proper processing.

Mail Payments To:

City of Casper
 200 N David St
 Casper, WY 82601

CUSTOMER ACCOUNT#: 2784

TOTAL AMOUNT DUE: \$194,523.82

AMOUNT ENCLOSED: \$194,523.82

Pay Invoice(s): 165507

If invoice(s) are/is not listed monies received will be posted to the oldest invoice on the account.

City of Casper Wyoming
Expenditure Reimbursement Request
July 31, 2018

Vendor	Account Name	Date	Invoice Number	Invoice Amount	Purchased
Albertsons - Pcard	Other Materials & Supplies	7/17/2018	00001241	27.96	Coffee, Vinegar
ALSCO - Pcard	Laundry & Towel	7/9/2018	LCAS1205898, LCAS1207237, LCAS1208594, LCAS1209947	145.08	Mats, Mops, Towels
AmeriGas - Pcard	Vehicle Supplies	7/30/2018	14337998	29.39	Forklift Fuel
Atlas Office Products - Pcard	Other Materials & Supplies	7/17/2018	38264-0	48.92	Cleaning Supplies
Atlas Office Products - Pcard	Other Materials & Supplies	7/17/2018	38264-1	126.24	Paper Towels
Bailey's Ace Hardware - Pcard	Other Materials & Supplies	7/30/2018	C32831	1.21	Parts for Eye Wash Stations
Bailey's Ace Hardware - Pcard	Other Materials & Supplies	7/30/2018	C32723	41.33	Parts for Eye Wash Stations
Bailey's Ace Hardware - Pcard	Other Materials & Supplies	7/30/2018	C35414	9.59	Parts for Eye Wash Stations
Bailey's Ace Hardware - Pcard	Other Materials & Supplies	7/30/2018	C35377	22.77	Parts for Eye Wash Stations
Black Hills Energy	Energy - Natural Gas	7/25/2018	RIN0028803	1,123.24	Natural Gas Bill
Brenntag Pacific, Inc.	Chemicals	7/25/2018	BPI857074	9,179.45	Ferric Chloride
Brenntag Pacific, Inc.	Chemicals	7/30/2018	BPI857863	8,931.12	Ferric Chloride
Build.com - Pcard	Other Materials & Supplies	7/17/2018	82-414132851	945.96	Safety Improvements - OSHA Required
Carus Corporation	Chemicals	7/25/2018	SLS 10068156	7,560.00	Polymer
Casper Star-Tribune - Pcard	Advertising	7/30/2018	43104	136.86	Approved Budget Ad
City of Casper	Refuse Collection	7/25/2018	4361/164769	5,343.83	Sludge Hauling
Coastal Chemical - Pcard	Vehicle Supplies	7/30/2018	0117245	156.40	Gasoline
Coastal Chemical - Pcard	Vehicle Supplies	7/30/2018	0117337	87.18	Gasoline
Consolidated Electrical Dist - Pcard	Other Materials & Supplies	7/30/2018	063129	63.00	Office Lights
Crum Electric - Pcard	Other Materials & Supplies	7/30/2018	1998843-00	193.60	Electrical Parts for Lights
DK Hauling - Pcard	Equipment Repairs	7/30/2018	3016	600.00	Crane for SW #1 & # 3 Motor Removal
Eaton Analytical - Pcard	Lab Testing	7/30/2018	L0402584	200.00	Bromate Sampling
Energy Laboratories - Pcard	Lab Testing	7/17/2018	164923	108.00	Monthly Tank Bactis
Energy Laboratories - Pcard	Lab Testing	7/30/2018	166458	231.00	Aerobic Spore Testing
Energy Laboratories - Pcard	Lab Testing	7/30/2018	166732	231.00	Aerobic Spore Testing
Energy Laboratories - Pcard	Lab Testing	7/30/2018	167198, 167789, 168261, 170284, 170285, 170286, 170614	3,540.00	Compliance Bacti, IOC/VOC, Quarterly THM HAA5, Aerobic Spores, TOC/UV254, TOC/Alkalinity, NPDES Permit Sampling
George T. Sanders - Pcard	Equipment Repairs	7/30/2018	037595	321.48	Lab Drain Repair
Grainger - Pcard	Other Materials & Supplies	7/30/2018	1324675020	305.00	Safety Improvements - OSHA Required
Grainger - Pcard	Other Materials & Supplies	7/30/2018	1324892176	270.55	Safety Improvements - OSHA Required
Grainger - Pcard	Other Materials & Supplies	7/30/2018	1325660395	245.25	Eye Wash Station
Grainger - Pcard	Well Supplies	7/30/2018	1324892176	28.00	Seal for Hatch in Caissons
Greiner Ford - Pcard	Vehicle Supplies	7/30/2018	89569	42.34	Oil Change
Health Insurance	Health Insurance	7/12/2018		5,573.11	Health Insurance
Health Insurance	Health Insurance	7/26/2018		5,573.11	Health Insurance
Health Insurance Transfer	Transfers Out	7/27/2018		1,583.42	Additional Health Insurance Allocation
IDEXX - Pcard	Lab Supplies	7/30/2018	3034174939	1,151.15	Colilert, Sample Vessels
Insurance & Bonds	Insurance & Bonds	7/1/2018		22,187.00	Annual Employee Insurance
Interdepartmental Charges	Interdepartmental Services Fixed	7/27/2018		7,242.00	2 FTE's from Water Distribution
Interdepartmental Charges	Interdepartmental Services Fixed	7/27/2018		14,091.42	IT, Finance, HR, City Council, City Manager, City Attorney

City of Casper Wyoming
Expenditure Reimbursement Request
July 31, 2018

Vendor	Account Name	Date	Invoice Number	Invoice Amount	Purchased
Interdepartmental Services	Interdepartmental Services	7/27/2018		(2,067.50)	Reimbursement for Shared Employee
ITC Electrical Technologies	Equipment Repairs	7/25/2018	25752	99.60	Ozone VFD Replacement
ITC Electrical Technologies	Well Supplies	7/25/2018	25801	1,868.40	Morad #6 Food Repair
KONE, Inc.	Maintenance Agreements	7/27/2018	949959478	2,845.08	Annual Elevator Maintenance Agreement
Menard's - Pcard	Other Materials & Supplies	7/30/2018	056903	54.91	Light Bulbs
Norco - Pcard	Chemicals	7/30/2018	28313704132	40.27	Gas for Cutting Torch
Other Insurance	Other Insurance	7/12/2018		273.75	Other Insurance Benefits
Payroll	Personnel	7/12/2018		30,475.45	7/12/18 Payroll
Payroll	Personnel	7/26/2018		30,509.14	7/26/18 Payroll
Phone, Email, Internet, Wireless	Telecommunications	7/27/2018		96.75	Phone, Email, Internet, Wireless
Rocky Mountain Air Solutions = Pcard	Chemicals	7/30/2018	6711200, 6712570	6,510.04	Liquid Oxygen
Smith's - Pcard	Postage	7/9/2018	035562	20.00	Mailings for CWGG Testing
Stotz Equipment - Pcard	Equipment Repairs	7/30/2018	P61868	21.99	Repair Weed Trimmer
Supplemental Pay	Supplemental Pay	7/2/2018		14,847.80	One-Time Payment to Employees
Sutherlands - Pcard	Other Materials & Supplies	7/30/2018	065254	11.97	Parts for Eye Wash Stations
Sutherlands - Pcard	Other Materials & Supplies	7/30/2018	066212	31.99	GFI Outlet for Breakroom - OSHA Required
Thatcher Co.	Chemicals	7/25/2018	1445698	8,566.82	Sodium Hypochlorite
UPS - Pcard	Lab Testing	7/30/2018	00008F045W288	100.74	Lab Sample Shipping Fees
Waterworks - Pcard	Chemicals	7/30/2018	C8116740	130.48	Chlorine for Backwash Tank
Workers' Compensation	Workers' Compensation	7/27/2018		2,151.75	Workers' Compensation
Xerox - Pcard	Other Materials & Supplies	7/9/2018	093749227	237.43	Copier Lease
			Total	\$194,523.82	

Central Wyoming Regional Water System

Gallons Produced and
Water Rates Billed

Fiscal Year 2018-2019

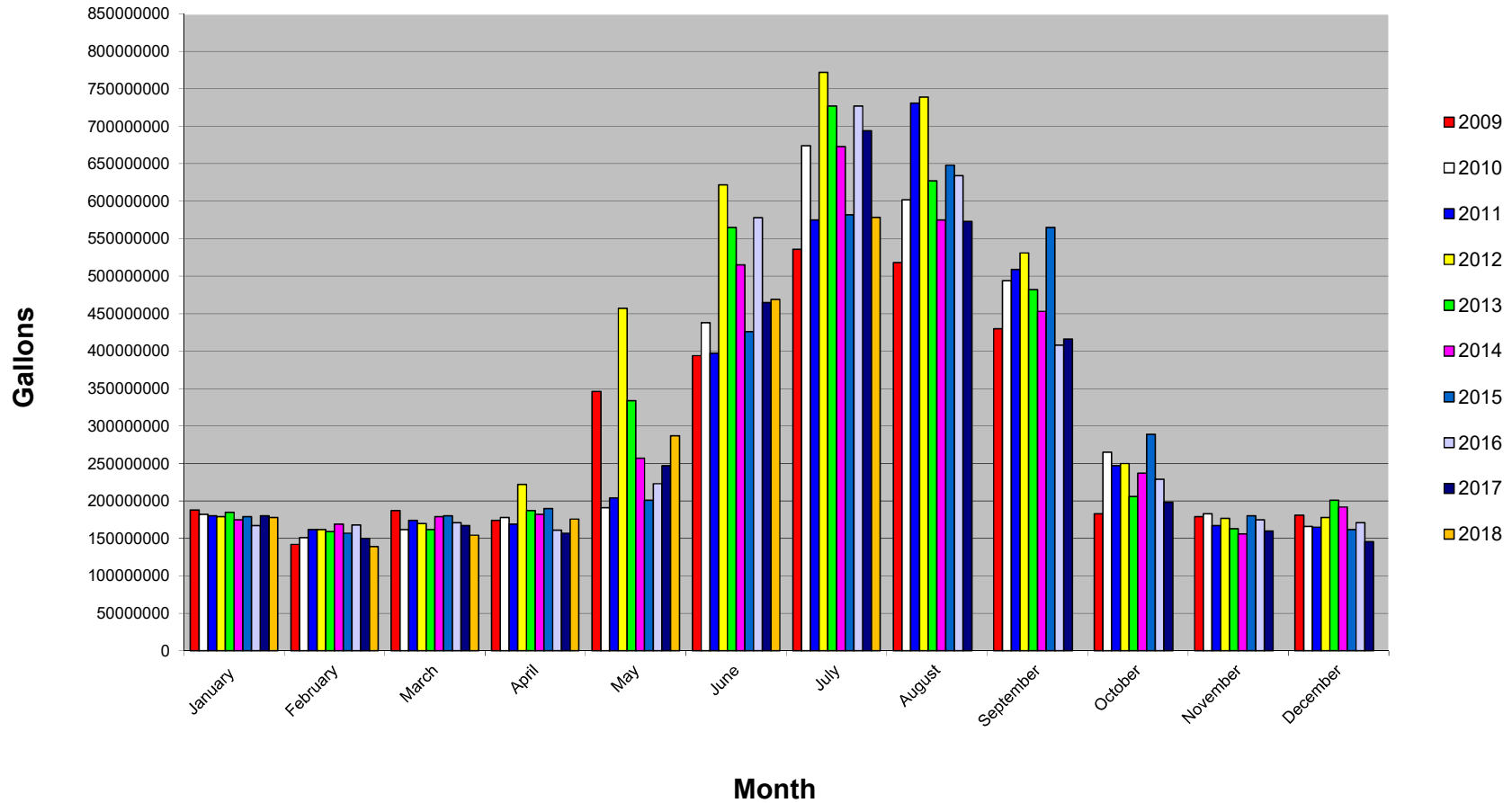
Entity	Gallons of Water Produced		Water Rates Billed	
	7/31/2018	Year-to-Date	7/31/2018	Year-to-Date
Salt Creek JPB	6,443,328.571	6,443,328.571	\$ 11,855.72	\$ 11,855.72
Wardwell W&S	31,667,788.780	31,667,788.780	\$ 58,268.73	\$ 58,268.73
Pioneer	7,456,834.694	7,456,834.694	\$ 13,720.58	\$ 13,720.58
Poison Spider	1,104,132.653	1,104,132.653	\$ 2,031.60	\$ 2,031.60
33 Mile Road	1,029,081.633	1,029,081.633	\$ 1,893.51	\$ 1,893.51
Sandy Lake	1,711,074.490	1,711,074.490	\$ 3,148.38	\$ 3,148.38
Lakeview	756,117.347	756,117.347	\$ 1,391.26	\$ 1,391.26
Mile-Hi	756,579.592	756,579.592	\$ 1,392.11	\$ 1,392.11
City of Casper	525,811,093.200	525,811,093.200	\$ 967,492.41	\$ 967,492.41
Regional Water	(907,720.000)	(907,720.000)	\$ (1,670.20)	\$ (1,670.20)
TOTAL	575,828,310.960	575,828,310.960	\$1,059,524.10	\$1,059,524.10

TOTAL PRIOR YEAR (FY2018) GALLONS PRODUCED: 3,565,168,235.046

TOTAL PRIOR YEAR (FY2018) BILLING: \$ 6,132,089.36

*Total water produced does not equate to total water billed
due to credit given.

WTP PRODUCTION



City of Casper

Budget Comparison

As of July 31, 2018

	Original Budget	Carry Over Encumbrances	Transfers/ Adjustments	Revised Budget	Actual	Remaining	% of Budget
CWR Water System							
Revenue							
WATER TREATMENT PLANT FUND							
55-340000-44800000000000 Interdepartmental Services	(\$24,810.00)	\$0.00	\$0.00	(\$24,810.00)	(\$2,067.50)	(\$22,742.50)	8.33%
55-340000-47020000000000 Intergovernmental Reimbursements	(\$3,263,443.00)	\$0.00	\$0.00	(\$3,263,443.00)	(\$194,523.82)	(\$3,068,919.18)	5.96%
WATER TREATMENT PLANT FUND Total	(\$3,288,253.00)	\$0.00	\$0.00	(\$3,288,253.00)	(\$196,591.32)	(\$3,091,661.68)	5.98%
55-340000-44800000000000 Interdepartmental Services	(\$24,810.00)	\$0.00	\$0.00	(\$24,810.00)	(\$2,067.50)	(\$22,742.50)	8.33%
55-340000-47020000000000 Intergovernmental Reimbursements	(\$3,263,443.00)	\$0.00	\$0.00	(\$3,263,443.00)	(\$194,523.82)	(\$3,068,919.18)	5.96%
Total	(\$3,288,253.00)	\$0.00	\$0.00	(\$3,288,253.00)	(\$196,591.32)	(\$3,091,661.68)	5.98%
55-340000-44800000000000 Interdepartmental Services	(\$24,810.00)	\$0.00	\$0.00	(\$24,810.00)	(\$2,067.50)	(\$22,742.50)	8.33%
55-340000-47020000000000 Intergovernmental Reimbursements	(\$3,263,443.00)	\$0.00	\$0.00	(\$3,263,443.00)	(\$194,523.82)	(\$3,068,919.18)	5.96%
Total	(\$3,288,253.00)	\$0.00	\$0.00	(\$3,288,253.00)	(\$196,591.32)	(\$3,091,661.68)	5.98%
Revenue Total	(\$9,864,759.00)	\$0.00	\$0.00	(\$9,864,759.00)	(\$589,773.96)	(\$9,274,985.04)	5.98%

City of Casper

Budget Comparison

As of July 31, 2018

	Original Budget	Carry Over Encumbrances	Transfers/ Adjustments	Revised Budget	Actual	Remaining	% of Budget
Expenditure							
TRANSFERS OUT							
55-340401-5900000000000000 Transfers Out	\$19,001.00	\$0.00	\$0.00	\$19,001.00	\$1,583.42	\$17,417.58	8.33%
TRANSFERS OUT Total	\$19,001.00	\$0.00	\$0.00	\$19,001.00	\$1,583.42	\$17,417.58	8.33%
PERSONNEL SERVICES							
55-340401-50100352000000 Water Plant Operator I	\$39,738.00	\$0.00	\$0.00	\$39,738.00	\$0.00	\$39,738.00	0.00%
55-340401-50100354000000 Water Treat Plant Operator III	\$0.00	\$0.00	\$0.00	\$0.00	\$9,025.76	(\$9,025.76)	100.00%
55-340401-50100356000000 Water Treatment Plant Manager	\$101,515.00	\$0.00	\$0.00	\$101,515.00	\$7,732.32	\$93,782.68	7.62%
55-340401-50100357000000 Water Plant Operator IV	\$313,871.00	\$0.00	\$0.00	\$313,871.00	\$15,291.70	\$298,579.30	4.87%
55-340401-50100720000000 Instrument & Controls Tech	\$54,801.00	\$0.00	\$0.00	\$54,801.00	\$4,177.07	\$50,623.93	7.62%
55-340401-50100729000000 Water Plant Lead Operator	\$83,296.00	\$0.00	\$0.00	\$83,296.00	\$6,344.55	\$76,951.45	7.62%
55-340401-50100744000000 Plant Mechanic II	\$61,951.00	\$0.00	\$0.00	\$61,951.00	\$4,718.40	\$57,232.60	7.62%
55-340401-50100810000000 Custodial Maintenance Worker I	\$35,112.00	\$0.00	\$0.00	\$35,112.00	\$2,674.43	\$32,437.57	7.62%
55-340401-50207602000000 Administrative Assistant I	\$18,948.00	\$0.00	\$0.00	\$18,948.00	\$718.14	\$18,229.86	3.79%
55-340401-50310000000000 Standby	\$7,392.00	\$0.00	\$0.00	\$7,392.00	\$331.44	\$7,060.56	4.48%
55-340401-50320000000000 Overtime	\$14,977.00	\$0.00	\$0.00	\$14,977.00	\$364.73	\$14,612.27	2.44%
55-340401-50410000000000 Supplemental Pay	\$11,000.00	\$0.00	\$0.00	\$11,000.00	\$11,135.90	(\$135.90)	101.24%
55-340401-51110000000000 Health Insurance	\$140,709.00	\$0.00	\$0.00	\$140,709.00	\$11,146.22	\$129,562.78	7.92%
55-340401-51130000000000 Other Insurance - Benefits	\$3,422.00	\$0.00	\$0.00	\$3,422.00	\$273.75	\$3,148.25	8.00%
55-340401-51200000000000 Social Security Contributions	\$59,463.00	\$0.00	\$0.00	\$59,463.00	\$4,865.78	\$54,597.22	8.18%
55-340401-51300000000000 Retirement Contributions	\$61,666.00	\$0.00	\$0.00	\$61,666.00	\$4,240.27	\$57,425.73	6.88%
55-340401-51450000000000 Federal Tax	\$4,083.00	\$0.00	\$0.00	\$4,083.00	\$3,711.90	\$371.10	90.91%
55-340401-51600000000000 Workers' Compensation	\$25,821.00	\$0.00	\$0.00	\$25,821.00	\$2,151.75	\$23,669.25	8.33%
55-340401-51710000000000 Accrued Leave	\$6,200.00	\$0.00	\$0.00	\$6,200.00	\$0.00	\$6,200.00	0.00%
55-340401-51750000000000 Allowances - Other	\$6,000.00	\$0.00	\$0.00	\$6,000.00	\$500.00	\$5,500.00	8.33%
55-340401-51760000000000 Clothing Allowance	\$800.00	\$0.00	\$0.00	\$800.00	\$0.00	\$800.00	0.00%
PERSONNEL SERVICES Total	\$1,050,765.00	\$0.00	\$0.00	\$1,050,765.00	\$89,404.11	\$961,360.89	8.51%
MATERIALS AND SUPPLIES							
55-340401-54010000000000 Operating Supplies - Chemicals	\$750,000.00	\$0.00	\$0.00	\$750,000.00	\$40,918.18	\$709,081.82	5.46%
55-340401-54040000000000 Other Materials & Supplies	\$42,500.00	\$0.00	\$0.00	\$42,500.00	\$3,788.83	\$38,711.17	8.91%
55-340401-54050000000000 Uniforms	\$1,000.00	\$0.00	\$0.00	\$1,000.00	\$0.00	\$1,000.00	0.00%
55-340401-54360000000000 Instrumentation	\$6,000.00	\$0.00	\$0.00	\$6,000.00	\$0.00	\$6,000.00	0.00%
55-340401-54380000000000 Well Supplies	\$8,000.00	\$0.00	\$0.00	\$8,000.00	\$1,896.40	\$6,103.60	23.71%
55-340401-54390000000000 Vehicle Supplies	\$8,000.00	\$0.00	\$0.00	\$8,000.00	\$315.31	\$7,684.69	3.94%

City of Casper

Budget Comparison

As of July 31, 2018

	Original Budget	Carry Over Encumbrances	Transfers/ Adjustments	Revised Budget	Actual	Remaining	% of Budget
55-340401-5482000000000 Bulk Fuel	\$10,000.00	\$0.00	\$0.00	\$10,000.00	\$0.00	\$10,000.00	0.00%
55-340402-5431000000000 Water/Sewer Line Materials	\$7,000.00	\$0.00	\$0.00	\$7,000.00	\$0.00	\$7,000.00	0.00%
55-340402-5436000000000 Instrumentation	\$2,000.00	\$0.00	\$0.00	\$2,000.00	\$0.00	\$2,000.00	0.00%
55-340402-5437000000000 Booster/Lift Station Supplies	\$15,000.00	\$0.00	\$0.00	\$15,000.00	\$0.00	\$15,000.00	0.00%
55-340403-5404000000000 Other Materials & Supplies	\$500.00	\$0.00	\$0.00	\$500.00	\$0.00	\$500.00	0.00%
MATERIALS AND SUPPLIES Total	\$850,000.00	\$0.00	\$0.00	\$850,000.00	\$46,918.72	\$803,081.28	5.52%
CONTRACTUAL							
55-340401-5219000000000 Lab Testing	\$52,000.00	\$0.00	\$0.00	\$52,000.00	\$4,410.74	\$47,589.26	8.48%
55-340401-5251000000000 Sewer	\$275.00	\$0.00	\$0.00	\$275.00	\$0.00	\$275.00	0.00%
55-340401-5252000000000 Refuse Collection	\$40,000.00	\$0.00	\$0.00	\$40,000.00	\$5,343.83	\$34,656.17	13.36%
55-340401-5253000000000 Energy - Electricity	\$731,340.00	\$0.00	\$0.00	\$731,340.00	\$0.00	\$731,340.00	0.00%
55-340401-5254000000000 Energy - Natural Gas	\$50,000.00	\$0.00	\$0.00	\$50,000.00	\$1,123.24	\$48,876.76	2.25%
55-340401-5270000000000 Equipment Repairs	\$45,000.00	\$0.00	\$0.00	\$45,000.00	\$1,043.07	\$43,956.93	2.32%
55-340401-5276000000000 Maintenance Agreements	\$30,314.00	\$0.00	\$0.00	\$30,314.00	\$2,845.08	\$27,468.92	9.39%
55-340401-5320000000000 Insurance & Bonds	\$22,187.00	\$0.00	\$0.00	\$22,187.00	\$22,187.00	\$0.00	100.00%
55-340401-5330000000000 Telecommunications	\$3,500.00	\$0.00	\$0.00	\$3,500.00	\$96.75	\$3,403.25	2.76%
55-340401-5333000000000 Postage/Shipping	\$750.00	\$0.00	\$0.00	\$750.00	\$0.00	\$750.00	0.00%
55-340401-5340000000000 Advertising	\$700.00	\$0.00	\$0.00	\$700.00	\$136.86	\$563.14	19.55%
55-340401-5350000000000 Printing/Reproduction	\$1,000.00	\$0.00	\$0.00	\$1,000.00	\$0.00	\$1,000.00	0.00%
55-340401-5370000000000 Travel & Training	\$4,000.00	\$0.00	\$0.00	\$4,000.00	\$0.00	\$4,000.00	0.00%
55-340401-5380000000000 Interdepartmental Charges	\$86,904.00	\$0.00	\$0.00	\$86,904.00	\$7,242.00	\$79,662.00	8.33%
55-340401-5392000000000 Association Dues	\$1,100.00	\$0.00	\$0.00	\$1,100.00	\$0.00	\$1,100.00	0.00%
55-340401-5393000000000 Laundry & Towel Service	\$2,100.00	\$0.00	\$0.00	\$2,100.00	\$145.08	\$1,954.92	6.91%
55-340402-5253000000000 Energy - Electricity	\$123,420.00	\$0.00	\$0.00	\$123,420.00	\$0.00	\$123,420.00	0.00%
55-340402-5380000000000 Interdepartmental Svcs Fixed	\$169,097.00	\$0.00	\$0.00	\$169,097.00	\$14,091.42	\$155,005.58	8.33%
55-340403-5219000000000 Other Testing - Laboratory	\$4,500.00	\$0.00	\$0.00	\$4,500.00	\$0.00	\$4,500.00	0.00%
55-340403-5333000000000 Postage/Shipping	\$100.00	\$0.00	\$0.00	\$100.00	\$20.00	\$80.00	20.00%
55-340403-5340000000000 Advertising	\$100.00	\$0.00	\$0.00	\$100.00	\$0.00	\$100.00	0.00%
55-340403-5350000000000 Printing/Reproduction	\$100.00	\$0.00	\$0.00	\$100.00	\$0.00	\$100.00	0.00%
CONTRACTUAL Total	\$1,368,487.00	\$0.00	\$0.00	\$1,368,487.00	\$58,685.07	\$1,309,801.93	4.29%
55-340401-50100352000000 Water Plant Operator I	\$39,738.00	\$0.00	\$0.00	\$39,738.00	\$0.00	\$39,738.00	0.00%
55-340401-50100354000000 Water Treat Plant Operator III	\$0.00	\$0.00	\$0.00	\$0.00	\$9,025.76	(\$9,025.76)	100.00%
55-340401-50100356000000 Water Treatment Plant Manager	\$101,515.00	\$0.00	\$0.00	\$101,515.00	\$7,732.32	\$93,782.68	7.62%
55-340401-50100357000000 Water Plant Operator IV	\$313,871.00	\$0.00	\$0.00	\$313,871.00	\$15,291.70	\$298,579.30	4.87%

City of Casper

Budget Comparison

As of July 31, 2018

	Original Budget	Carry Over Encumbrances	Transfers/ Adjustments	Revised Budget	Actual	Remaining	% of Budget
55-340401-50100720000000 Instrument & Controls Tech	\$54,801.00	\$0.00	\$0.00	\$54,801.00	\$4,177.07	\$50,623.93	7.62%
55-340401-50100729000000 Water Plant Lead Operator	\$83,296.00	\$0.00	\$0.00	\$83,296.00	\$6,344.55	\$76,951.45	7.62%
55-340401-50100744000000 Plant Mechanic II	\$61,951.00	\$0.00	\$0.00	\$61,951.00	\$4,718.40	\$57,232.60	7.62%
55-340401-50100810000000 Custodial Maintenance Worker I	\$35,112.00	\$0.00	\$0.00	\$35,112.00	\$2,674.43	\$32,437.57	7.62%
55-340401-50207602000000 Administrative Assistant I	\$18,948.00	\$0.00	\$0.00	\$18,948.00	\$718.14	\$18,229.86	3.79%
55-340401-50310000000000 Standby	\$7,392.00	\$0.00	\$0.00	\$7,392.00	\$331.44	\$7,060.56	4.48%
55-340401-50320000000000 Overtime	\$14,977.00	\$0.00	\$0.00	\$14,977.00	\$364.73	\$14,612.27	2.44%
55-340401-50410000000000 Supplemental Pay	\$11,000.00	\$0.00	\$0.00	\$11,000.00	\$11,135.90	(\$135.90)	101.24%
55-340401-51110000000000 Health Insurance	\$140,709.00	\$0.00	\$0.00	\$140,709.00	\$11,146.22	\$129,562.78	7.92%
55-340401-51130000000000 Other Insurance - Benefits	\$3,422.00	\$0.00	\$0.00	\$3,422.00	\$273.75	\$3,148.25	8.00%
55-340401-51200000000000 Social Security Contributions	\$59,463.00	\$0.00	\$0.00	\$59,463.00	\$4,865.78	\$54,597.22	8.18%
55-340401-51300000000000 Retirement Contributions	\$61,666.00	\$0.00	\$0.00	\$61,666.00	\$4,240.27	\$57,425.73	6.88%
55-340401-51450000000000 Federal Tax	\$4,083.00	\$0.00	\$0.00	\$4,083.00	\$3,711.90	\$371.10	90.91%
55-340401-51600000000000 Workers' Compensation	\$25,821.00	\$0.00	\$0.00	\$25,821.00	\$2,151.75	\$23,669.25	8.33%
55-340401-51710000000000 Accrued Leave	\$6,200.00	\$0.00	\$0.00	\$6,200.00	\$0.00	\$6,200.00	0.00%
55-340401-51750000000000 Allowances - Other	\$6,000.00	\$0.00	\$0.00	\$6,000.00	\$500.00	\$5,500.00	8.33%
55-340401-51760000000000 Clothing Allowance	\$800.00	\$0.00	\$0.00	\$800.00	\$0.00	\$800.00	0.00%
55-340401-52190000000000 Lab Testing	\$52,000.00	\$0.00	\$0.00	\$52,000.00	\$4,410.74	\$47,589.26	8.48%
55-340401-52510000000000 Sewer	\$275.00	\$0.00	\$0.00	\$275.00	\$0.00	\$275.00	0.00%
55-340401-52520000000000 Refuse Collection	\$40,000.00	\$0.00	\$0.00	\$40,000.00	\$5,343.83	\$34,656.17	13.36%
55-340401-52530000000000 Energy - Electricity	\$731,340.00	\$0.00	\$0.00	\$731,340.00	\$0.00	\$731,340.00	0.00%
55-340401-52540000000000 Energy - Natural Gas	\$50,000.00	\$0.00	\$0.00	\$50,000.00	\$1,123.24	\$48,876.76	2.25%
55-340401-52700000000000 Equipment Repairs	\$45,000.00	\$0.00	\$0.00	\$45,000.00	\$1,043.07	\$43,956.93	2.32%
55-340401-52760000000000 Maintenance Agreements	\$30,314.00	\$0.00	\$0.00	\$30,314.00	\$2,845.08	\$27,468.92	9.39%
55-340401-53200000000000 Insurance & Bonds	\$22,187.00	\$0.00	\$0.00	\$22,187.00	\$22,187.00	\$0.00	100.00%
55-340401-53300000000000 Telecommunications	\$3,500.00	\$0.00	\$0.00	\$3,500.00	\$96.75	\$3,403.25	2.76%
55-340401-53330000000000 Postage/Shipping	\$750.00	\$0.00	\$0.00	\$750.00	\$0.00	\$750.00	0.00%
55-340401-53400000000000 Advertising	\$700.00	\$0.00	\$0.00	\$700.00	\$136.86	\$563.14	19.55%
55-340401-53500000000000 Printing/Reproduction	\$1,000.00	\$0.00	\$0.00	\$1,000.00	\$0.00	\$1,000.00	0.00%
55-340401-53700000000000 Travel & Training	\$4,000.00	\$0.00	\$0.00	\$4,000.00	\$0.00	\$4,000.00	0.00%
55-340401-53800000000000 Interdepartmental Charges	\$86,904.00	\$0.00	\$0.00	\$86,904.00	\$7,242.00	\$79,662.00	8.33%
55-340401-53920000000000 Association Dues	\$1,100.00	\$0.00	\$0.00	\$1,100.00	\$0.00	\$1,100.00	0.00%
55-340401-53930000000000 Laundry & Towel Service	\$2,100.00	\$0.00	\$0.00	\$2,100.00	\$145.08	\$1,954.92	6.91%
55-340401-54010000000000 Operating Supplies - Chemicals	\$750,000.00	\$0.00	\$0.00	\$750,000.00	\$40,918.18	\$709,081.82	5.46%
55-340401-54040000000000 Other Materials & Supplies	\$42,500.00	\$0.00	\$0.00	\$42,500.00	\$3,788.83	\$38,711.17	8.91%

City of Casper

Budget Comparison

As of July 31, 2018

	Original Budget	Carry Over Encumbrances	Transfers/ Adjustments	Revised Budget	Actual	Remaining	% of Budget
55-340401-54050000000000 Uniforms	\$1,000.00	\$0.00	\$0.00	\$1,000.00	\$0.00	\$1,000.00	0.00%
55-340401-54360000000000 Instrumentation	\$6,000.00	\$0.00	\$0.00	\$6,000.00	\$0.00	\$6,000.00	0.00%
55-340401-54380000000000 Well Supplies	\$8,000.00	\$0.00	\$0.00	\$8,000.00	\$1,896.40	\$6,103.60	23.71%
55-340401-54390000000000 Vehicle Supplies	\$8,000.00	\$0.00	\$0.00	\$8,000.00	\$315.31	\$7,684.69	3.94%
55-340401-54820000000000 Bulk Fuel	\$10,000.00	\$0.00	\$0.00	\$10,000.00	\$0.00	\$10,000.00	0.00%
55-340401-59000000000000 Transfers Out	\$19,001.00	\$0.00	\$0.00	\$19,001.00	\$1,583.42	\$17,417.58	8.33%
55-340402-52530000000000 Energy - Electricity	\$123,420.00	\$0.00	\$0.00	\$123,420.00	\$0.00	\$123,420.00	0.00%
55-340402-53800000000000 Interdepartmental Svcs Fixed	\$169,097.00	\$0.00	\$0.00	\$169,097.00	\$14,091.42	\$155,005.58	8.33%
55-340402-54310000000000 Water/Sewer Line Materials	\$7,000.00	\$0.00	\$0.00	\$7,000.00	\$0.00	\$7,000.00	0.00%
55-340402-54360000000000 Instrumentation	\$2,000.00	\$0.00	\$0.00	\$2,000.00	\$0.00	\$2,000.00	0.00%
55-340402-54370000000000 Booster/Lift Station Supplies	\$15,000.00	\$0.00	\$0.00	\$15,000.00	\$0.00	\$15,000.00	0.00%
55-340403-52190000000000 Other Testing - Laboratory	\$4,500.00	\$0.00	\$0.00	\$4,500.00	\$0.00	\$4,500.00	0.00%
55-340403-53330000000000 Postage/Shipping	\$100.00	\$0.00	\$0.00	\$100.00	\$20.00	\$80.00	20.00%
55-340403-53400000000000 Advertising	\$100.00	\$0.00	\$0.00	\$100.00	\$0.00	\$100.00	0.00%
55-340403-53500000000000 Printing/Reproduction	\$100.00	\$0.00	\$0.00	\$100.00	\$0.00	\$100.00	0.00%
55-340403-54040000000000 Other Materials & Supplies	\$500.00	\$0.00	\$0.00	\$500.00	\$0.00	\$500.00	0.00%
Total	\$3,288,253.00	\$0.00	\$0.00	\$3,288,253.00	\$196,591.32	\$3,091,661.68	5.98%
55-340401-50100352000000 Water Plant Operator I	\$39,738.00	\$0.00	\$0.00	\$39,738.00	\$0.00	\$39,738.00	0.00%
55-340401-50100354000000 Water Treat Plant Operator III	\$0.00	\$0.00	\$0.00	\$0.00	\$9,025.76	(\$9,025.76)	100.00%
55-340401-50100356000000 Water Treatment Plant Manager	\$101,515.00	\$0.00	\$0.00	\$101,515.00	\$7,732.32	\$93,782.68	7.62%
55-340401-50100357000000 Water Plant Operator IV	\$313,871.00	\$0.00	\$0.00	\$313,871.00	\$15,291.70	\$298,579.30	4.87%
55-340401-50100720000000 Instrument & Controls Tech	\$54,801.00	\$0.00	\$0.00	\$54,801.00	\$4,177.07	\$50,623.93	7.62%
55-340401-50100729000000 Water Plant Lead Operator	\$83,296.00	\$0.00	\$0.00	\$83,296.00	\$6,344.55	\$76,951.45	7.62%
55-340401-50100744000000 Plant Mechanic II	\$61,951.00	\$0.00	\$0.00	\$61,951.00	\$4,718.40	\$57,232.60	7.62%
55-340401-50100810000000 Custodial Maintenance Worker I	\$35,112.00	\$0.00	\$0.00	\$35,112.00	\$2,674.43	\$32,437.57	7.62%
55-340401-50207602000000 Administrative Assistant I	\$18,948.00	\$0.00	\$0.00	\$18,948.00	\$718.14	\$18,229.86	3.79%
55-340401-50310000000000 Standby	\$7,392.00	\$0.00	\$0.00	\$7,392.00	\$331.44	\$7,060.56	4.48%
55-340401-50320000000000 Overtime	\$14,977.00	\$0.00	\$0.00	\$14,977.00	\$364.73	\$14,612.27	2.44%
55-340401-50410000000000 Supplemental Pay	\$11,000.00	\$0.00	\$0.00	\$11,000.00	\$11,135.90	(\$135.90)	101.24%
55-340401-51110000000000 Health Insurance	\$140,709.00	\$0.00	\$0.00	\$140,709.00	\$11,146.22	\$129,562.78	7.92%
55-340401-51130000000000 Other Insurance - Benefits	\$3,422.00	\$0.00	\$0.00	\$3,422.00	\$273.75	\$3,148.25	8.00%
55-340401-51200000000000 Social Security Contributions	\$59,463.00	\$0.00	\$0.00	\$59,463.00	\$4,865.78	\$54,597.22	8.18%
55-340401-51300000000000 Retirement Contributions	\$61,666.00	\$0.00	\$0.00	\$61,666.00	\$4,240.27	\$57,425.73	6.88%
55-340401-51450000000000 Federal Tax	\$4,083.00	\$0.00	\$0.00	\$4,083.00	\$3,711.90	\$371.10	90.91%

City of Casper

Budget Comparison

As of July 31, 2018

	Original Budget	Carry Over Encumbrances	Transfers/ Adjustments	Revised Budget	Actual	Remaining	% of Budget
55-340401-5160000000000 Workers' Compensation	\$25,821.00	\$0.00	\$0.00	\$25,821.00	\$2,151.75	\$23,669.25	8.33%
55-340401-5171000000000 Accrued Leave	\$6,200.00	\$0.00	\$0.00	\$6,200.00	\$0.00	\$6,200.00	0.00%
55-340401-5175000000000 Allowances - Other	\$6,000.00	\$0.00	\$0.00	\$6,000.00	\$500.00	\$5,500.00	8.33%
55-340401-5176000000000 Clothing Allowance	\$800.00	\$0.00	\$0.00	\$800.00	\$0.00	\$800.00	0.00%
55-340401-5219000000000 Lab Testing	\$52,000.00	\$0.00	\$0.00	\$52,000.00	\$4,410.74	\$47,589.26	8.48%
55-340401-5251000000000 Sewer	\$275.00	\$0.00	\$0.00	\$275.00	\$0.00	\$275.00	0.00%
55-340401-5252000000000 Refuse Collection	\$40,000.00	\$0.00	\$0.00	\$40,000.00	\$5,343.83	\$34,656.17	13.36%
55-340401-5253000000000 Energy - Electricity	\$731,340.00	\$0.00	\$0.00	\$731,340.00	\$0.00	\$731,340.00	0.00%
55-340401-5254000000000 Energy - Natural Gas	\$50,000.00	\$0.00	\$0.00	\$50,000.00	\$1,123.24	\$48,876.76	2.25%
55-340401-5270000000000 Equipment Repairs	\$45,000.00	\$0.00	\$0.00	\$45,000.00	\$1,043.07	\$43,956.93	2.32%
55-340401-5276000000000 Maintenance Agreements	\$30,314.00	\$0.00	\$0.00	\$30,314.00	\$2,845.08	\$27,468.92	9.39%
55-340401-5320000000000 Insurance & Bonds	\$22,187.00	\$0.00	\$0.00	\$22,187.00	\$22,187.00	\$0.00	100.00%
55-340401-5330000000000 Telecommunications	\$3,500.00	\$0.00	\$0.00	\$3,500.00	\$96.75	\$3,403.25	2.76%
55-340401-5333000000000 Postage/Shipping	\$750.00	\$0.00	\$0.00	\$750.00	\$0.00	\$750.00	0.00%
55-340401-5340000000000 Advertising	\$700.00	\$0.00	\$0.00	\$700.00	\$136.86	\$563.14	19.55%
55-340401-5350000000000 Printing/Reproduction	\$1,000.00	\$0.00	\$0.00	\$1,000.00	\$0.00	\$1,000.00	0.00%
55-340401-5370000000000 Travel & Training	\$4,000.00	\$0.00	\$0.00	\$4,000.00	\$0.00	\$4,000.00	0.00%
55-340401-5380000000000 Interdepartmental Charges	\$86,904.00	\$0.00	\$0.00	\$86,904.00	\$7,242.00	\$79,662.00	8.33%
55-340401-5392000000000 Association Dues	\$1,100.00	\$0.00	\$0.00	\$1,100.00	\$0.00	\$1,100.00	0.00%
55-340401-5393000000000 Laundry & Towel Service	\$2,100.00	\$0.00	\$0.00	\$2,100.00	\$145.08	\$1,954.92	6.91%
55-340401-5401000000000 Operating Supplies - Chemicals	\$750,000.00	\$0.00	\$0.00	\$750,000.00	\$40,918.18	\$709,081.82	5.46%
55-340401-5404000000000 Other Materials & Supplies	\$42,500.00	\$0.00	\$0.00	\$42,500.00	\$3,788.83	\$38,711.17	8.91%
55-340401-5405000000000 Uniforms	\$1,000.00	\$0.00	\$0.00	\$1,000.00	\$0.00	\$1,000.00	0.00%
55-340401-5436000000000 Instrumentation	\$6,000.00	\$0.00	\$0.00	\$6,000.00	\$0.00	\$6,000.00	0.00%
55-340401-5438000000000 Well Supplies	\$8,000.00	\$0.00	\$0.00	\$8,000.00	\$1,896.40	\$6,103.60	23.71%
55-340401-5439000000000 Vehicle Supplies	\$8,000.00	\$0.00	\$0.00	\$8,000.00	\$315.31	\$7,684.69	3.94%
55-340401-5482000000000 Bulk Fuel	\$10,000.00	\$0.00	\$0.00	\$10,000.00	\$0.00	\$10,000.00	0.00%
55-340401-5900000000000 Transfers Out	\$19,001.00	\$0.00	\$0.00	\$19,001.00	\$1,583.42	\$17,417.58	8.33%
55-340402-5253000000000 Energy - Electricity	\$123,420.00	\$0.00	\$0.00	\$123,420.00	\$0.00	\$123,420.00	0.00%
55-340402-5380000000000 Interdepartmental Svcs Fixed	\$169,097.00	\$0.00	\$0.00	\$169,097.00	\$14,091.42	\$155,005.58	8.33%
55-340402-5431000000000 Water/Sewer Line Materials	\$7,000.00	\$0.00	\$0.00	\$7,000.00	\$0.00	\$7,000.00	0.00%
55-340402-5436000000000 Instrumentation	\$2,000.00	\$0.00	\$0.00	\$2,000.00	\$0.00	\$2,000.00	0.00%
55-340402-5437000000000 Booster/Lift Station Supplies	\$15,000.00	\$0.00	\$0.00	\$15,000.00	\$0.00	\$15,000.00	0.00%
55-340403-5219000000000 Other Testing - Laboratory	\$4,500.00	\$0.00	\$0.00	\$4,500.00	\$0.00	\$4,500.00	0.00%
55-340403-5333000000000 Postage/Shipping	\$100.00	\$0.00	\$0.00	\$100.00	\$20.00	\$80.00	20.00%

City of Casper

Budget Comparison

As of July 31, 2018

	Original Budget	Carry Over Encumbrances	Transfers/ Adjustments	Revised Budget	Actual	Remaining	% of Budget
55-340403-5340000000000 Advertising	\$100.00	\$0.00	\$0.00	\$100.00	\$0.00	\$100.00	0.00%
55-340403-5350000000000 Printing/Reproduction	\$100.00	\$0.00	\$0.00	\$100.00	\$0.00	\$100.00	0.00%
55-340403-5404000000000 Other Materials & Supplies	\$500.00	\$0.00	\$0.00	\$500.00	\$0.00	\$500.00	0.00%
Total	\$3,288,253.00	\$0.00	\$0.00	\$3,288,253.00	\$196,591.32	\$3,091,661.68	5.98%
Expenditure Total	\$9,864,759.00	\$0.00	\$0.00	\$9,864,759.00	\$589,773.96	\$9,274,985.04	5.98%
CWR Water System Total	\$0.00	\$0.00	\$0.00	\$0.00	\$0.00	(\$0.00)	

City of Casper

Budget Comparison
As of July 31, 2018

	Original Budget	Carry Over Encumbrances	Transfers/ Adjustments	Revised Budget	Actual	Remaining	% of Budget
CWR Water System Agency							
Revenue							
MISCELLANEOUS							
80-404000-47330000000000 Contributions	(\$300,000.00)	\$0.00	\$0.00	(\$300,000.00)	\$0.00	(\$300,000.00)	0.00%
80-404000-47350000000000 Miscellaneous Revenue	(\$50.00)	\$0.00	\$0.00	(\$50.00)	\$0.09	(\$50.09)	-0.18%
MISCELLANEOUS Total	(\$300,050.00)	\$0.00	\$0.00	(\$300,050.00)	\$0.09	(\$300,050.09)	0.00%
INTERGOVERNMENTAL							
80-404000-42200000122349 State Grant - RWS Airport Elevated Tank	(\$437,872.00)	\$0.00	\$0.00	(\$437,872.00)	\$0.00	(\$437,872.00)	0.00%
80-404000-42290000000000 State Loan Proceeds	(\$1,300,000.00)	\$0.00	\$0.00	(\$1,300,000.00)	\$0.00	(\$1,300,000.00)	0.00%
80-404000-42290000040000 State Loan Proceeds - Emergency Power	\$0.00	\$0.00	\$0.00	\$0.00	(\$3,877.61)	\$3,877.61	100.00%
80-404000-42290000071163 State Loan - RWS Backwash Water Supply	(\$212,710.00)	\$0.00	\$0.00	(\$212,710.00)	\$0.00	(\$212,710.00)	0.00%
INTERGOVERNMENTAL Total	(\$1,950,582.00)	\$0.00	\$0.00	(\$1,950,582.00)	(\$3,877.61)	(\$1,946,704.39)	0.20%
INTEREST							
80-404000-46000000000000 Interest On Investments	(\$17,000.00)	\$0.00	\$0.00	(\$17,000.00)	(\$8,699.58)	(\$8,300.42)	51.17%
INTEREST Total	(\$17,000.00)	\$0.00	\$0.00	(\$17,000.00)	(\$8,699.58)	(\$8,300.42)	51.17%
CHARGES FOR SERVICES							
80-404000-44390000000000 Water Rate Revenue	(\$6,929,444.00)	\$0.00	\$0.00	(\$6,929,444.00)	(\$1,059,524.10)	(\$5,869,919.90)	15.29%
80-404000-44410000000000 System Investment Charge Revenue	(\$98,500.00)	\$0.00	\$0.00	(\$98,500.00)	(\$7,800.00)	(\$90,700.00)	7.92%
CHARGES FOR SERVICES Total	(\$7,027,944.00)	\$0.00	\$0.00	(\$7,027,944.00)	(\$1,067,324.10)	(\$5,960,619.90)	15.19%
80-404000-42200000122349 State Grant - RWS Airport Elevated Tank	(\$437,872.00)	\$0.00	\$0.00	(\$437,872.00)	\$0.00	(\$437,872.00)	0.00%
80-404000-42290000000000 State Loan Proceeds	(\$1,300,000.00)	\$0.00	\$0.00	(\$1,300,000.00)	\$0.00	(\$1,300,000.00)	0.00%
80-404000-42290000040000 State Loan Proceeds - Emergency Power	\$0.00	\$0.00	\$0.00	\$0.00	(\$3,877.61)	\$3,877.61	100.00%
80-404000-42290000071163 State Loan - RWS Backwash Water Supply	(\$212,710.00)	\$0.00	\$0.00	(\$212,710.00)	\$0.00	(\$212,710.00)	0.00%
80-404000-44390000000000 Water Rate Revenue	(\$6,929,444.00)	\$0.00	\$0.00	(\$6,929,444.00)	(\$1,059,524.10)	(\$5,869,919.90)	15.29%
80-404000-44410000000000 System Investment Charge Revenue	(\$98,500.00)	\$0.00	\$0.00	(\$98,500.00)	(\$7,800.00)	(\$90,700.00)	7.92%
80-404000-46000000000000 Interest On Investments	(\$17,000.00)	\$0.00	\$0.00	(\$17,000.00)	(\$8,699.58)	(\$8,300.42)	51.17%
80-404000-47330000000000 Contributions	(\$300,000.00)	\$0.00	\$0.00	(\$300,000.00)	\$0.00	(\$300,000.00)	0.00%
80-404000-47350000000000 Miscellaneous Revenue	(\$50.00)	\$0.00	\$0.00	(\$50.00)	\$0.09	(\$50.09)	-0.18%
Total	(\$9,295,576.00)	\$0.00	\$0.00	(\$9,295,576.00)	(\$1,079,901.20)	(\$8,215,674.80)	11.62%
80-404000-42200000122349 State Grant - RWS Airport Elevated Tank	(\$437,872.00)	\$0.00	\$0.00	(\$437,872.00)	\$0.00	(\$437,872.00)	0.00%

City of Casper

Budget Comparison

As of July 31, 2018

	Original Budget	Carry Over Encumbrances	Transfers/ Adjustments	Revised Budget	Actual	Remaining	% of Budget
80-404000-42290000000000 State Loan Proceeds	(\$1,300,000.00)	\$0.00	\$0.00	(\$1,300,000.00)	\$0.00	(\$1,300,000.00)	0.00%
80-404000-42290000040000 State Loan Proceeds - Emergency Power	\$0.00	\$0.00	\$0.00	\$0.00	(\$3,877.61)	\$3,877.61	100.00%
80-404000-42290000071163 State Loan - RWS Backwash Water Supply	(\$212,710.00)	\$0.00	\$0.00	(\$212,710.00)	\$0.00	(\$212,710.00)	0.00%
80-404000-443900000000000 Water Rate Revenue	(\$6,929,444.00)	\$0.00	\$0.00	(\$6,929,444.00)	(\$1,059,524.10)	(\$5,869,919.90)	15.29%
80-404000-444100000000000 System Investment Charge Revenue	(\$98,500.00)	\$0.00	\$0.00	(\$98,500.00)	(\$7,800.00)	(\$90,700.00)	7.92%
80-404000-460000000000000 Interest On Investments	(\$17,000.00)	\$0.00	\$0.00	(\$17,000.00)	(\$8,699.58)	(\$8,300.42)	51.17%
80-404000-473300000000000 Contributions	(\$300,000.00)	\$0.00	\$0.00	(\$300,000.00)	\$0.00	(\$300,000.00)	0.00%
80-404000-473500000000000 Miscellaneous Revenue	(\$50.00)	\$0.00	\$0.00	(\$50.00)	\$0.09	(\$50.09)	-0.18%
Total	(\$9,295,576.00)	\$0.00	\$0.00	(\$9,295,576.00)	(\$1,079,901.20)	(\$8,215,674.80)	11.62%
Revenue Total	(\$27,886,728.00)	\$0.00	\$0.00	(\$27,886,728.00)	(\$3,239,703.60)	(\$24,647,024.40)	11.62%

City of Casper

Budget Comparison As of July 31, 2018

	Original Budget	Carry Over Encumbrances	Transfers/ Adjustments	Revised Budget	Actual	Remaining	% of Budget
Expenditure							
OTHER							
80-404000-58010000000000 Debt Service	\$1,881,758.00	\$0.00	\$0.00	\$1,881,758.00	\$147,655.71	\$1,734,102.29	7.85%
80-404000-58040000000000 Interest Expense	\$536,410.00	\$0.00	\$0.00	\$536,410.00	\$34,831.09	\$501,578.91	6.49%
80-404000-58190000000000 Reimbursable Contract Expenses	\$3,263,443.00	\$0.00	\$0.00	\$3,263,443.00	\$194,523.82	\$3,068,919.18	5.96%
OTHER Total	\$5,681,611.00	\$0.00	\$0.00	\$5,681,611.00	\$377,010.62	\$5,304,600.38	6.64%
CONTRACTUAL							
80-404000-52000000000000 Consulting Fees	\$15,000.00	\$0.00	\$0.00	\$15,000.00	\$6,641.74	\$8,358.26	44.28%
80-404000-52100000000000 Investment Fees	\$1,500.00	\$0.00	\$0.00	\$1,500.00	\$15.00	\$1,485.00	1.00%
80-404000-52110000000000 Legal	\$15,000.00	\$0.00	\$0.00	\$15,000.00	\$0.00	\$15,000.00	0.00%
80-404000-52120000000000 Accounting & Auditing	\$31,000.00	\$0.00	\$0.00	\$31,000.00	\$0.00	\$31,000.00	0.00%
80-404000-52170000040000 Engineering Services - Emergency Power	\$0.00	\$0.00	\$0.00	\$0.00	\$10,054.26	(\$10,054.26)	100.00%
80-404000-53200000000000 Insurance & Bonds	\$92,023.00	\$0.00	\$0.00	\$92,023.00	\$6,868.59	\$85,154.41	7.46%
80-404000-53700000000000 Travel & Training	\$2,000.00	\$0.00	\$0.00	\$2,000.00	\$0.00	\$2,000.00	0.00%
80-404000-53910000000000 Other Contractual	\$3,000.00	\$0.00	\$0.00	\$3,000.00	\$0.00	\$3,000.00	0.00%
CONTRACTUAL Total	\$159,523.00	\$0.00	\$0.00	\$159,523.00	\$23,579.59	\$135,943.41	14.78%
CAPITAL OUTLAYS REPLACEMENT							
80-404000-57200000000000 Buildings	\$75,000.00	\$0.00	\$0.00	\$75,000.00	\$12,580.00	\$62,420.00	16.77%
80-404000-57300000000000 Improv. Other Than Bldgs.	\$3,577,000.00	\$0.00	\$0.00	\$3,577,000.00	\$448,693.06	\$3,128,306.94	12.54%
80-404000-57300000000349 Improv Other Than Bldgs-Airport Tank Mch	\$0.00	\$0.00	\$0.00	\$0.00	\$152,465.60	(\$152,465.60)	100.00%
80-404000-57300000042189 Improv. Other Than Bldgs.-WYDOT W. Winds	\$0.00	\$0.00	\$0.00	\$0.00	\$5,449.09	(\$5,449.09)	100.00%
80-404000-57300000071163 Improv Other Than Bldgs-Backwash Water	\$0.00	\$0.00	\$0.00	\$0.00	\$54,010.79	(\$54,010.79)	100.00%
80-404000-57300000122349 Improv Other Than Bldgs-Airport Tank Gr	\$0.00	\$0.00	\$0.00	\$0.00	\$539,664.07	(\$539,664.07)	100.00%
80-404000-57400000000000 Light Equipment	\$32,000.00	\$0.00	\$0.00	\$32,000.00	\$0.00	\$32,000.00	0.00%
80-404000-57600000000000 Intangibles	\$0.00	\$0.00	\$0.00	\$0.00	\$42,905.60	(\$42,905.60)	100.00%
80-404000-57800000000000 Technologies - Replacement	\$29,130.00	\$0.00	\$0.00	\$29,130.00	\$0.00	\$29,130.00	0.00%
CAPITAL OUTLAYS REPLACEMENT Total	\$3,713,130.00	\$0.00	\$0.00	\$3,713,130.00	\$1,255,768.21	\$2,457,361.79	33.82%
CAPITAL OUTLAYS NEW							
80-404000-55200000000000 Buildings	\$90,000.00	\$0.00	\$0.00	\$90,000.00	\$2,100.00	\$87,900.00	2.33%
80-404000-55200000040000 Buildings - WTP Emergency Power Loan	\$0.00	\$0.00	\$0.00	\$0.00	\$449,427.14	(\$449,427.14)	100.00%
80-404000-55300000000000 Improv. Other Than Bldgs.	\$45,000.00	\$0.00	\$0.00	\$45,000.00	\$5.88	\$44,994.12	0.01%
80-404000-55400000000000 Light Equipment	\$10,000.00	\$0.00	\$0.00	\$10,000.00	\$0.00	\$10,000.00	0.00%

City of Casper

Budget Comparison As of July 31, 2018

	Original Budget	Carry Over Encumbrances	Transfers/ Adjustments	Revised Budget	Actual	Remaining	% of Budget
80-404000-55800000000000 Technologies	\$8,000.00	\$0.00	\$0.00	\$8,000.00	\$0.00	\$8,000.00	0.00%
CAPITAL OUTLAYS NEW Total	\$153,000.00	\$0.00	\$0.00	\$153,000.00	\$451,533.02	(\$298,533.02)	295.12%
80-404000-52000000000000 Consulting Fees	\$15,000.00	\$0.00	\$0.00	\$15,000.00	\$6,641.74	\$8,358.26	44.28%
80-404000-52100000000000 Investment Fees	\$1,500.00	\$0.00	\$0.00	\$1,500.00	\$15.00	\$1,485.00	1.00%
80-404000-52110000000000 Legal	\$15,000.00	\$0.00	\$0.00	\$15,000.00	\$0.00	\$15,000.00	0.00%
80-404000-52120000000000 Accounting & Auditing	\$31,000.00	\$0.00	\$0.00	\$31,000.00	\$0.00	\$31,000.00	0.00%
80-404000-52170000040000 Engineering Services - Emergency Power	\$0.00	\$0.00	\$0.00	\$0.00	\$10,054.26	(\$10,054.26)	100.00%
80-404000-53200000000000 Insurance & Bonds	\$92,023.00	\$0.00	\$0.00	\$92,023.00	\$6,868.59	\$85,154.41	7.46%
80-404000-53700000000000 Travel & Training	\$2,000.00	\$0.00	\$0.00	\$2,000.00	\$0.00	\$2,000.00	0.00%
80-404000-53910000000000 Other Contractual	\$3,000.00	\$0.00	\$0.00	\$3,000.00	\$0.00	\$3,000.00	0.00%
80-404000-55200000000000 Buildings	\$90,000.00	\$0.00	\$0.00	\$90,000.00	\$2,100.00	\$87,900.00	2.33%
80-404000-55200000040000 Buildings - WTP Emergency Power Loan	\$0.00	\$0.00	\$0.00	\$0.00	\$449,427.14	(\$449,427.14)	100.00%
80-404000-55300000000000 Improv. Other Than Bldgs.	\$45,000.00	\$0.00	\$0.00	\$45,000.00	\$5.88	\$44,994.12	0.01%
80-404000-55400000000000 Light Equipment	\$10,000.00	\$0.00	\$0.00	\$10,000.00	\$0.00	\$10,000.00	0.00%
80-404000-55800000000000 Technologies	\$8,000.00	\$0.00	\$0.00	\$8,000.00	\$0.00	\$8,000.00	0.00%
80-404000-57200000000000 Buildings	\$75,000.00	\$0.00	\$0.00	\$75,000.00	\$12,580.00	\$62,420.00	16.77%
80-404000-57300000000000 Improv. Other Than Bldgs.	\$3,577,000.00	\$0.00	\$0.00	\$3,577,000.00	\$448,693.06	\$3,128,306.94	12.54%
80-404000-57300000000349 Improv Other Than Bldgs-Airport Tank Mch	\$0.00	\$0.00	\$0.00	\$0.00	\$152,465.60	(\$152,465.60)	100.00%
80-404000-57300000042189 Improv. Other Than Bldgs.-WYDOT W. Winds	\$0.00	\$0.00	\$0.00	\$0.00	\$5,449.09	(\$5,449.09)	100.00%
80-404000-57300000071163 Improv Other Than Bldgs-Backwash Water	\$0.00	\$0.00	\$0.00	\$0.00	\$54,010.79	(\$54,010.79)	100.00%
80-404000-57300000122349 Improv Other Than Bldgs-Airport Tank Gr	\$0.00	\$0.00	\$0.00	\$0.00	\$539,664.07	(\$539,664.07)	100.00%
80-404000-57400000000000 Light Equipment	\$32,000.00	\$0.00	\$0.00	\$32,000.00	\$0.00	\$32,000.00	0.00%
80-404000-57600000000000 Intangibles	\$0.00	\$0.00	\$0.00	\$0.00	\$42,905.60	(\$42,905.60)	100.00%
80-404000-57800000000000 Technologies - Replacement	\$29,130.00	\$0.00	\$0.00	\$29,130.00	\$0.00	\$29,130.00	0.00%
80-404000-58010000000000 Debt Service	\$1,881,758.00	\$0.00	\$0.00	\$1,881,758.00	\$147,655.71	\$1,734,102.29	7.85%
80-404000-58040000000000 Interest Expense	\$536,410.00	\$0.00	\$0.00	\$536,410.00	\$34,831.09	\$501,578.91	6.49%
80-404000-58190000000000 Reimbursable Contract Expenses	\$3,263,443.00	\$0.00	\$0.00	\$3,263,443.00	\$194,523.82	\$3,068,919.18	5.96%
Total	\$9,707,264.00	\$0.00	\$0.00	\$9,707,264.00	\$2,107,891.44	\$7,599,372.56	21.71%
80-404000-52000000000000 Consulting Fees	\$15,000.00	\$0.00	\$0.00	\$15,000.00	\$6,641.74	\$8,358.26	44.28%
80-404000-52100000000000 Investment Fees	\$1,500.00	\$0.00	\$0.00	\$1,500.00	\$15.00	\$1,485.00	1.00%
80-404000-52110000000000 Legal	\$15,000.00	\$0.00	\$0.00	\$15,000.00	\$0.00	\$15,000.00	0.00%

City of Casper

Budget Comparison

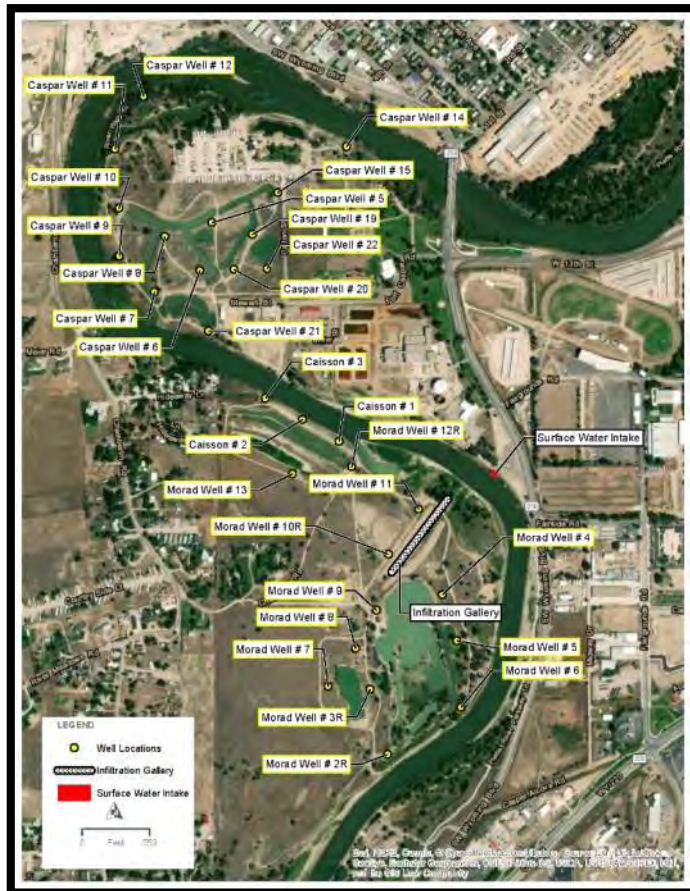
As of July 31, 2018

	Original Budget	Carry Over Encumbrances	Transfers/ Adjustments	Revised Budget	Actual	Remaining	% of Budget
80-404000-52120000000000 Accounting & Auditing	\$31,000.00	\$0.00	\$0.00	\$31,000.00	\$0.00	\$31,000.00	0.00%
80-404000-52170000040000 Engineering Services - Emergency Power	\$0.00	\$0.00	\$0.00	\$0.00	\$10,054.26	(\$10,054.26)	100.00%
80-404000-53200000000000 Insurance & Bonds	\$92,023.00	\$0.00	\$0.00	\$92,023.00	\$6,868.59	\$85,154.41	7.46%
80-404000-53700000000000 Travel & Training	\$2,000.00	\$0.00	\$0.00	\$2,000.00	\$0.00	\$2,000.00	0.00%
80-404000-53910000000000 Other Contractual	\$3,000.00	\$0.00	\$0.00	\$3,000.00	\$0.00	\$3,000.00	0.00%
80-404000-55200000000000 Buildings	\$90,000.00	\$0.00	\$0.00	\$90,000.00	\$2,100.00	\$87,900.00	2.33%
80-404000-55200000040000 Buildings - WTP Emergency Power Loan	\$0.00	\$0.00	\$0.00	\$0.00	\$449,427.14	(\$449,427.14)	100.00%
80-404000-55300000000000 Improv. Other Than Bldgs.	\$45,000.00	\$0.00	\$0.00	\$45,000.00	\$5.88	\$44,994.12	0.01%
80-404000-55400000000000 Light Equipment	\$10,000.00	\$0.00	\$0.00	\$10,000.00	\$0.00	\$10,000.00	0.00%
80-404000-55800000000000 Technologies	\$8,000.00	\$0.00	\$0.00	\$8,000.00	\$0.00	\$8,000.00	0.00%
80-404000-57200000000000 Buildings	\$75,000.00	\$0.00	\$0.00	\$75,000.00	\$12,580.00	\$62,420.00	16.77%
80-404000-57300000000000 Improv. Other Than Bldgs.	\$3,577,000.00	\$0.00	\$0.00	\$3,577,000.00	\$448,693.06	\$3,128,306.94	12.54%
80-404000-57300000000349 Improv Other Than Bldgs-Airport Tank Mch	\$0.00	\$0.00	\$0.00	\$0.00	\$152,465.60	(\$152,465.60)	100.00%
80-404000-57300000042189 Improv. Other Than Bldgs.-WYDOT W. Winds	\$0.00	\$0.00	\$0.00	\$0.00	\$5,449.09	(\$5,449.09)	100.00%
80-404000-57300000071163 Improv Other Than Bldgs-Backwash Water	\$0.00	\$0.00	\$0.00	\$0.00	\$54,010.79	(\$54,010.79)	100.00%
80-404000-57300000122349 Improv Other Than Bldgs-Airport Tank Gr	\$0.00	\$0.00	\$0.00	\$0.00	\$539,664.07	(\$539,664.07)	100.00%
80-404000-57400000000000 Light Equipment	\$32,000.00	\$0.00	\$0.00	\$32,000.00	\$0.00	\$32,000.00	0.00%
80-404000-57600000000000 Intangibles	\$0.00	\$0.00	\$0.00	\$0.00	\$42,905.60	(\$42,905.60)	100.00%
80-404000-57800000000000 Technologies - Replacement	\$29,130.00	\$0.00	\$0.00	\$29,130.00	\$0.00	\$29,130.00	0.00%
80-404000-58010000000000 Debt Service	\$1,881,758.00	\$0.00	\$0.00	\$1,881,758.00	\$147,655.71	\$1,734,102.29	7.85%
80-404000-58040000000000 Interest Expense	\$536,410.00	\$0.00	\$0.00	\$536,410.00	\$34,831.09	\$501,578.91	6.49%
80-404000-58190000000000 Reimbursable Contract Expenses	\$3,263,443.00	\$0.00	\$0.00	\$3,263,443.00	\$194,523.82	\$3,068,919.18	5.96%
Total	\$9,707,264.00	\$0.00	\$0.00	\$9,707,264.00	\$2,107,891.44	\$7,599,372.56	21.71%
Expenditure Total	\$29,121,792.00	\$0.00	\$0.00	\$29,121,792.00	\$6,323,674.32	\$22,798,117.68	21.71%
CWR Water System Agency Total	\$1,235,064.00	\$0.00	\$0.00	\$1,235,064.00	\$3,083,970.72	(\$1,848,906.72)	



© 2016 HDR, Inc., all rights reserved.

**Agenda Item
8 a**



DRAFT CWRWS Source Water Protection Plan Steering Committee Planning Meeting

August 13, 2018


Central Wyoming Regional Water System
Casper, Wyoming



OBJECTIVES OF THE SWPP

- to foster communication and partnership among the stakeholders within the Source Water Protection Area, and to increase the public's awareness about where their drinking water comes from.
- to preserve and protect the local Source Water Protection Area from chemical, biological, and other types of contamination, as a collaborative effort within the community at large.


This awareness, coupled with implementation of best management practices, will ultimately help protect the quality of water resources that will become the community's drinking water



CWRWS SOURCE WATER PROTECTION PLAN (SWAP)

Elements of a SWAP:

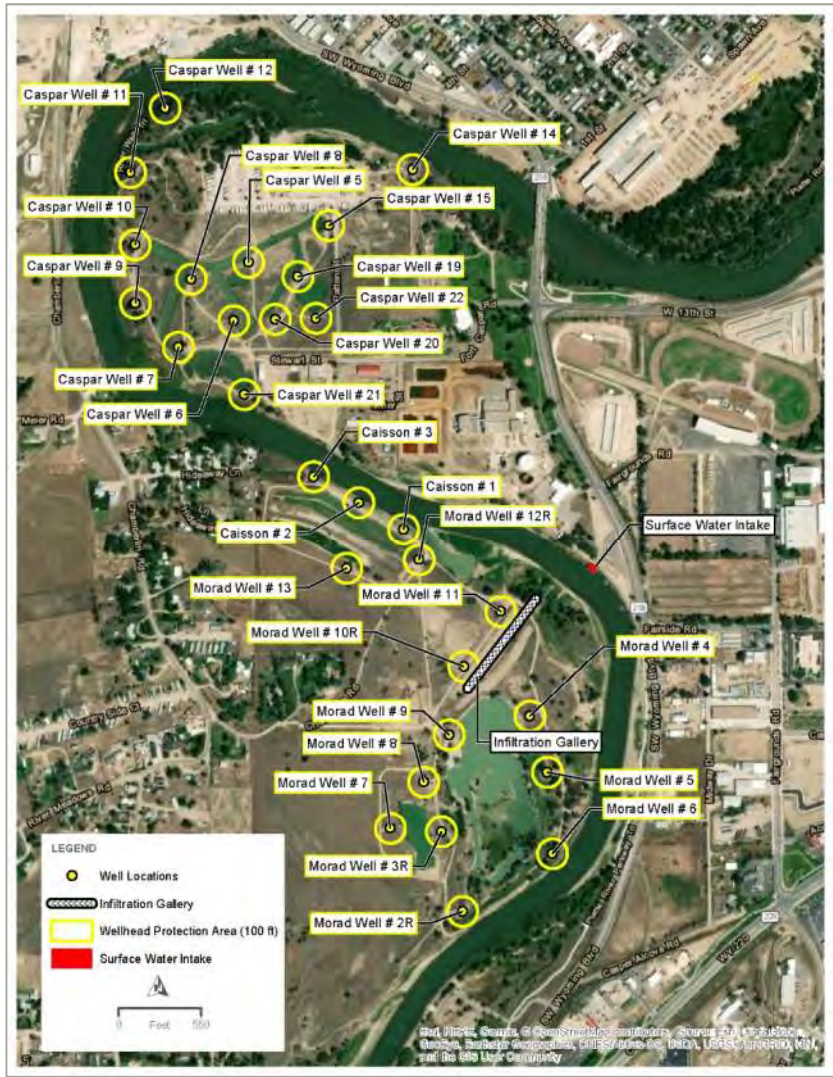
- Formation of a Steering Committee
- Overview of the CWRWS Water System
- Delineation of Wellhead and Source Water Protection Areas and Zones
- Compile an Inventory of Known and Potential Contaminants
- Susceptibility Determination of Source Water Protection Areas
- Develop and Implement Contaminant Source Management Plan
- Develop a Contingency Plan

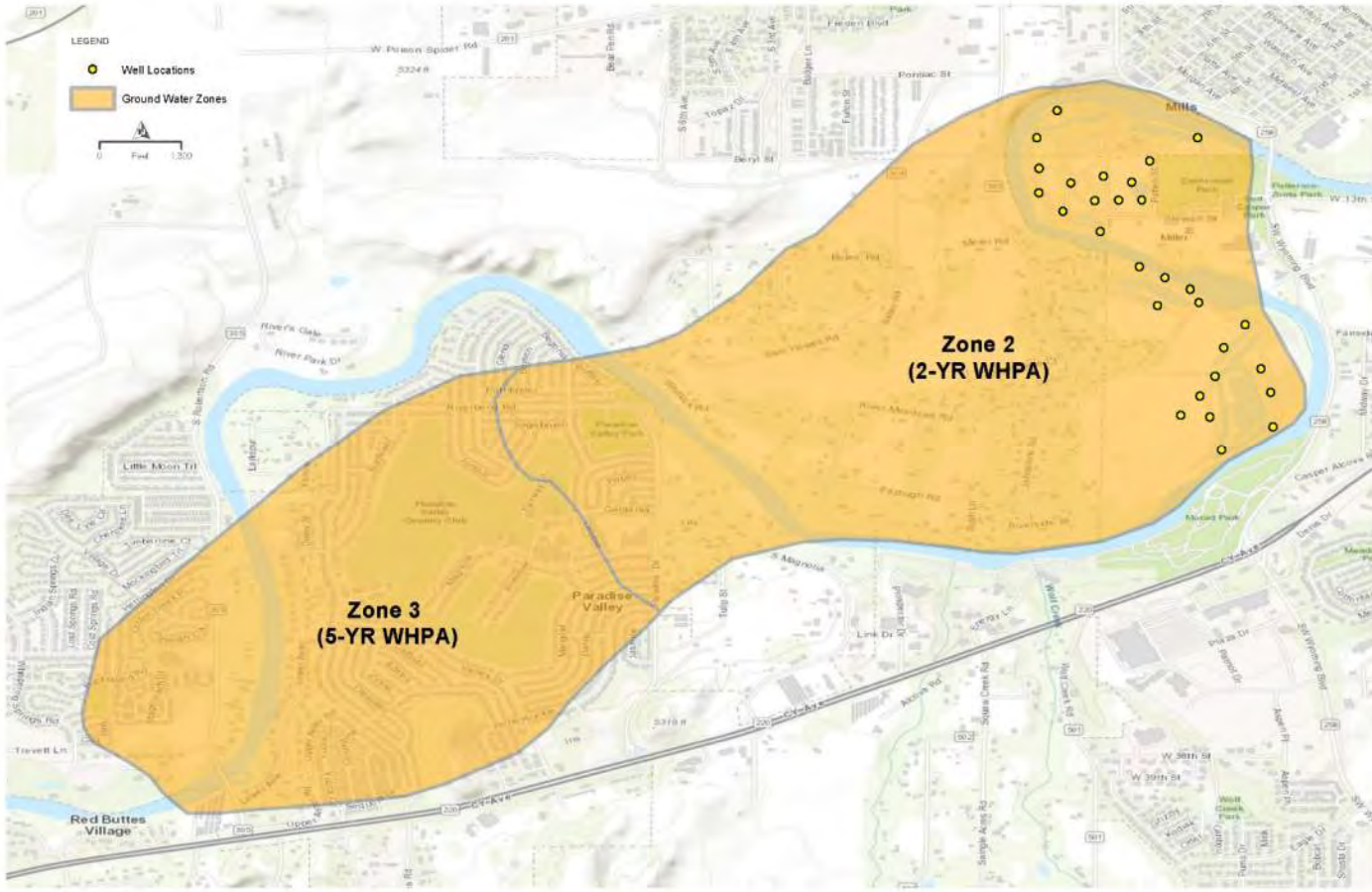


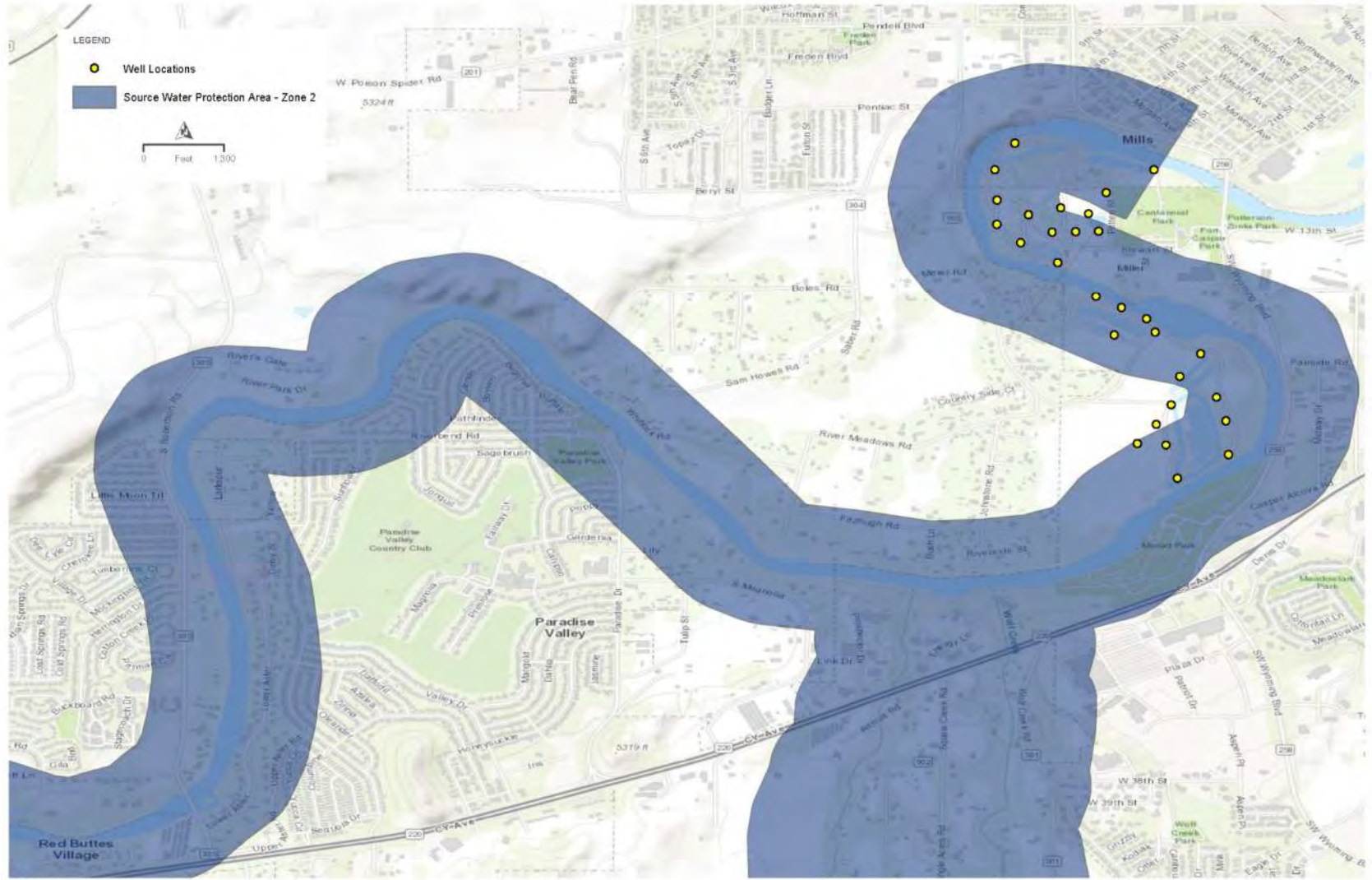
SOURCE WATER PROTECTION ZONES

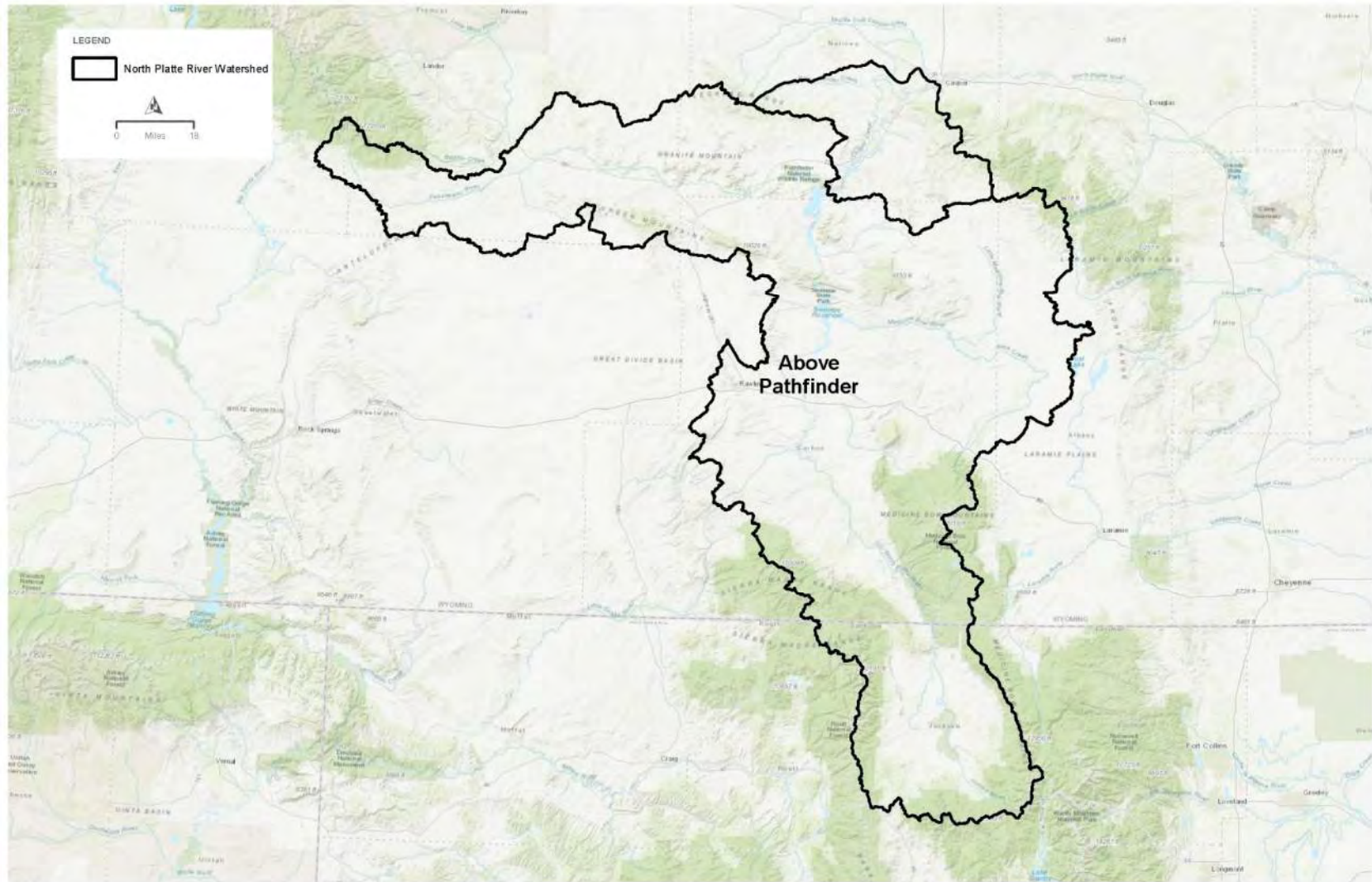
- Zone 1 – Accident Prevention Zone or Sanitary Protection Zone
 - Groundwater Source: 100-foot radius around each well.
- Zone 2 – Attenuation Zone
 - Groundwater Source: 2-year time of travel to each well
 - Surface Water Source: 1000-foot buffer zone on each side of a perennial stream for 15-miles upstream
- Zone 3 – Remedial Action Zone
 - Groundwater Source: 5-year time of travel to each well
 - Surface Water Source: Entire North Platte River watershed








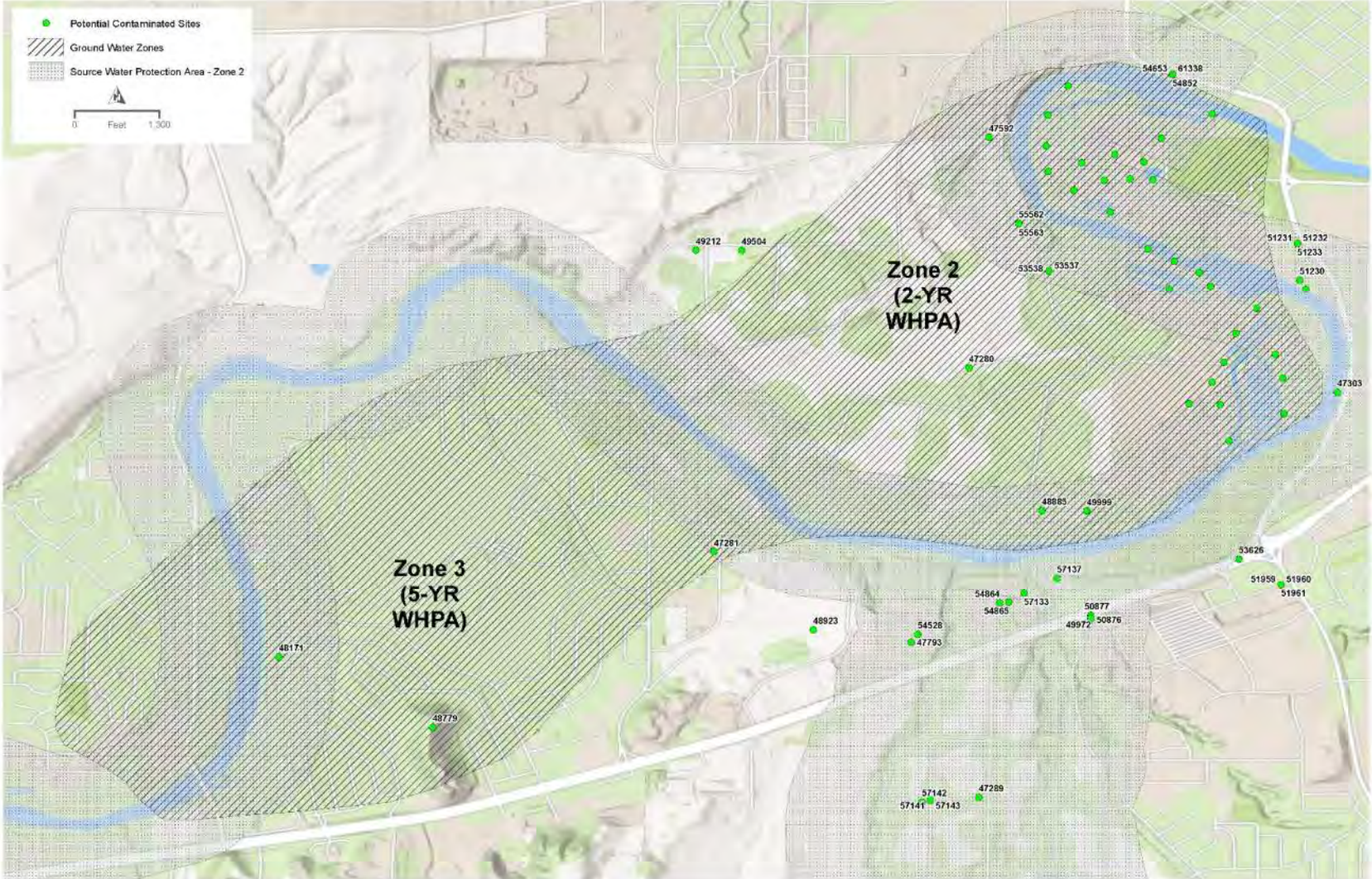




IDENTIFICATION OF POTENTIAL CONTAMINANTS

- 1995, 1998: CWRWS identification of potential sources within WHPA's
- 2004: Trihydro Corporation identification of potential sources within SWPA's
- 2018: HDR Windshield Survey





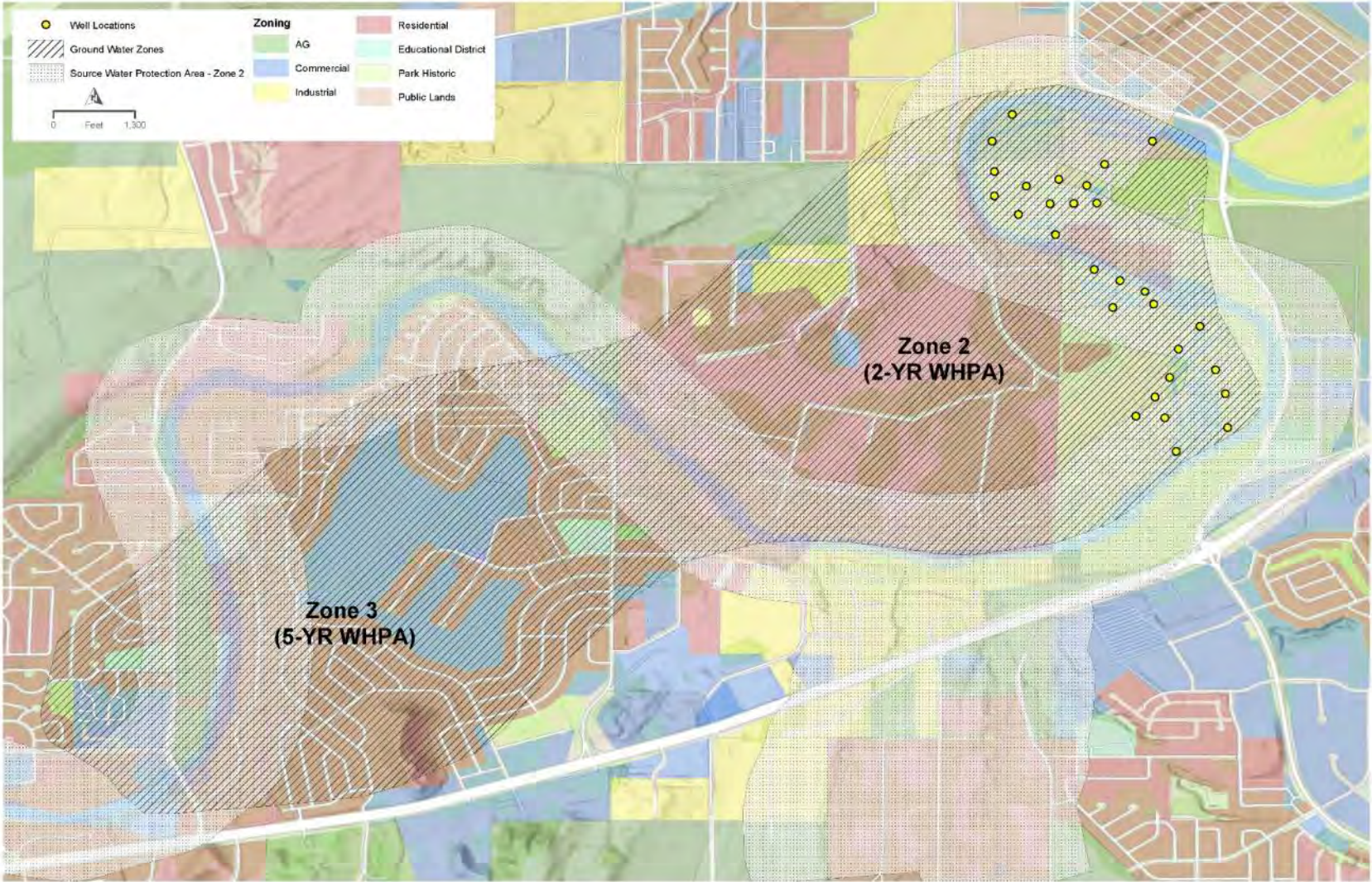
● Lust/Use Sites

▨ Ground Water Zones

▨ Source Water Protection Area - Zone 2

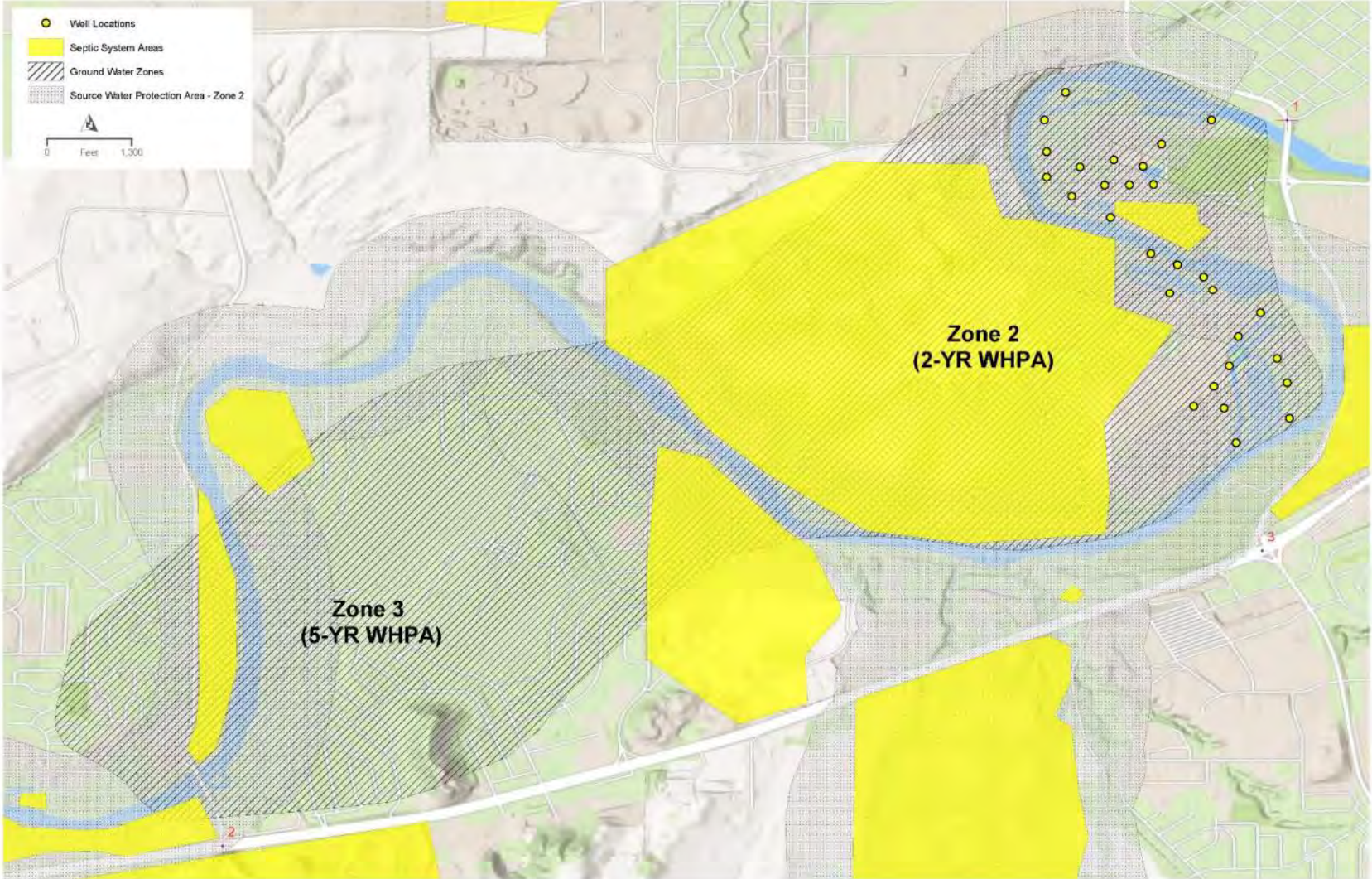
0 Feet 1,300






Well Locations
Septic System Areas
Ground Water Zones
Source Water Protection Area - Zone 2

0 Feet 1,300



SUSCEPTIBILITY DETERMINATION

- Well Intake Susceptibility Rating
 - Well or Intake Integrity Score
 - Water Source Sensitivity
- Sensitivity of Land Area through which Potential Contaminants reach a Well or Intake
- Nature of the Potential Contaminant



CURRENT OBJECTIVES

**REVIEW OF CONTAMINANT
MANAGEMENT PLAN**


DEVELOP ADDITIONAL BMPS

PUBLIC PARTICIPATION



NON-REGULATORY MANAGEMENT STRATEGIES

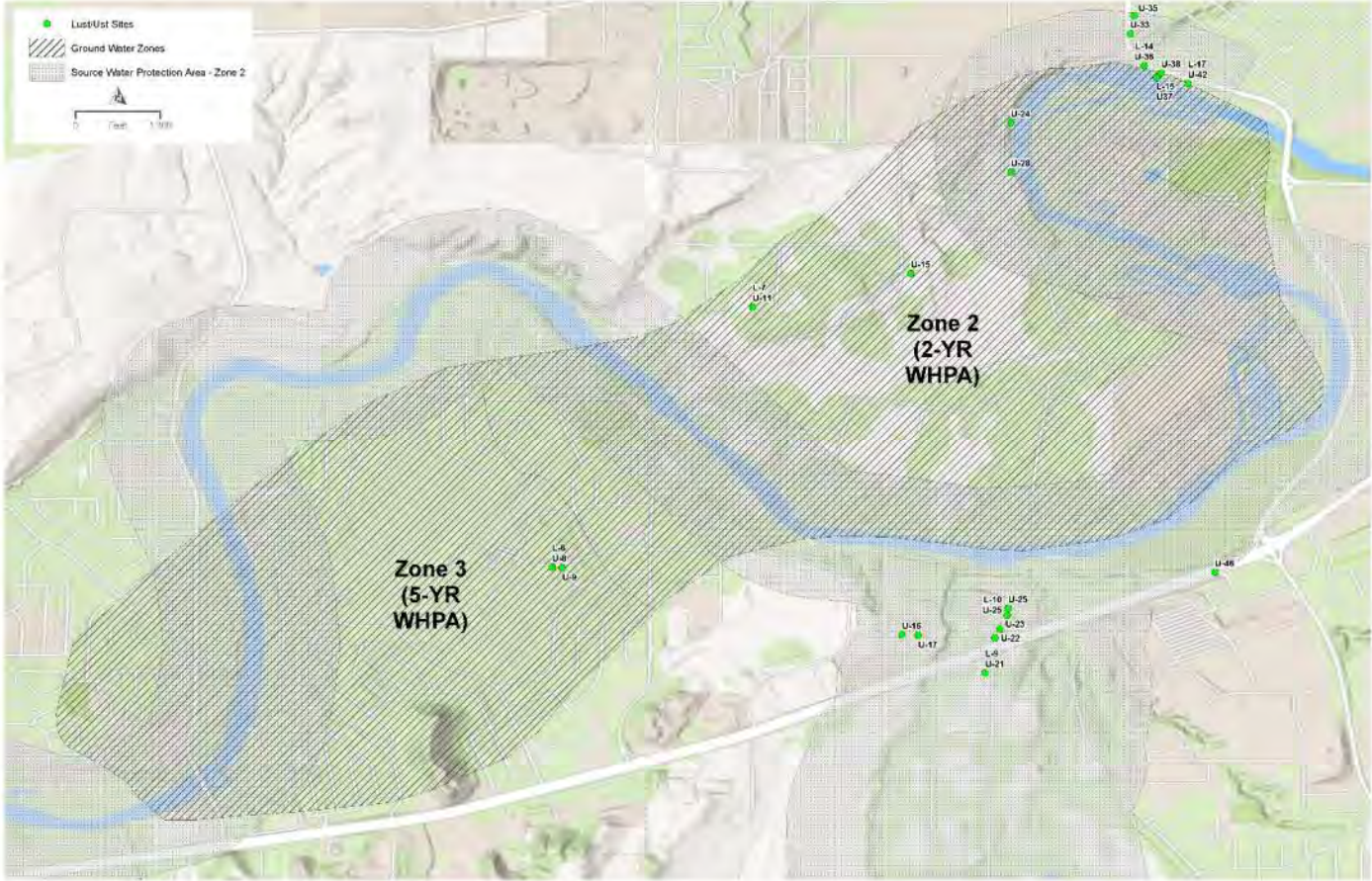
- Best Management Practices (BMPs)
- Memorandum of Agreement or Understanding (MOA/MOU)
- Training
- Water conservation programs
- Household hazardous waste collection programs
- Public education programs (news releases, brochures, etc.)
- Surface and groundwater monitoring

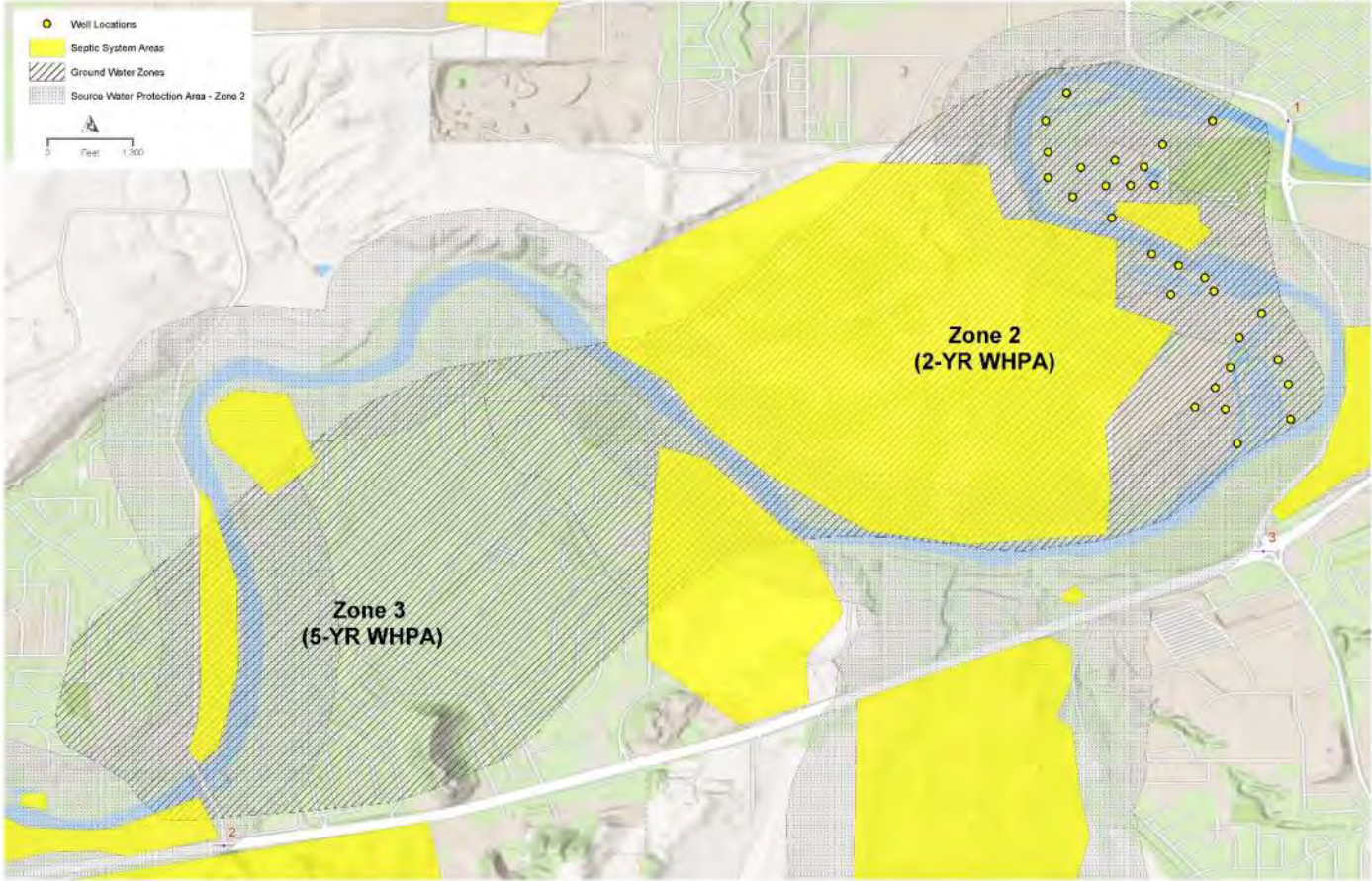


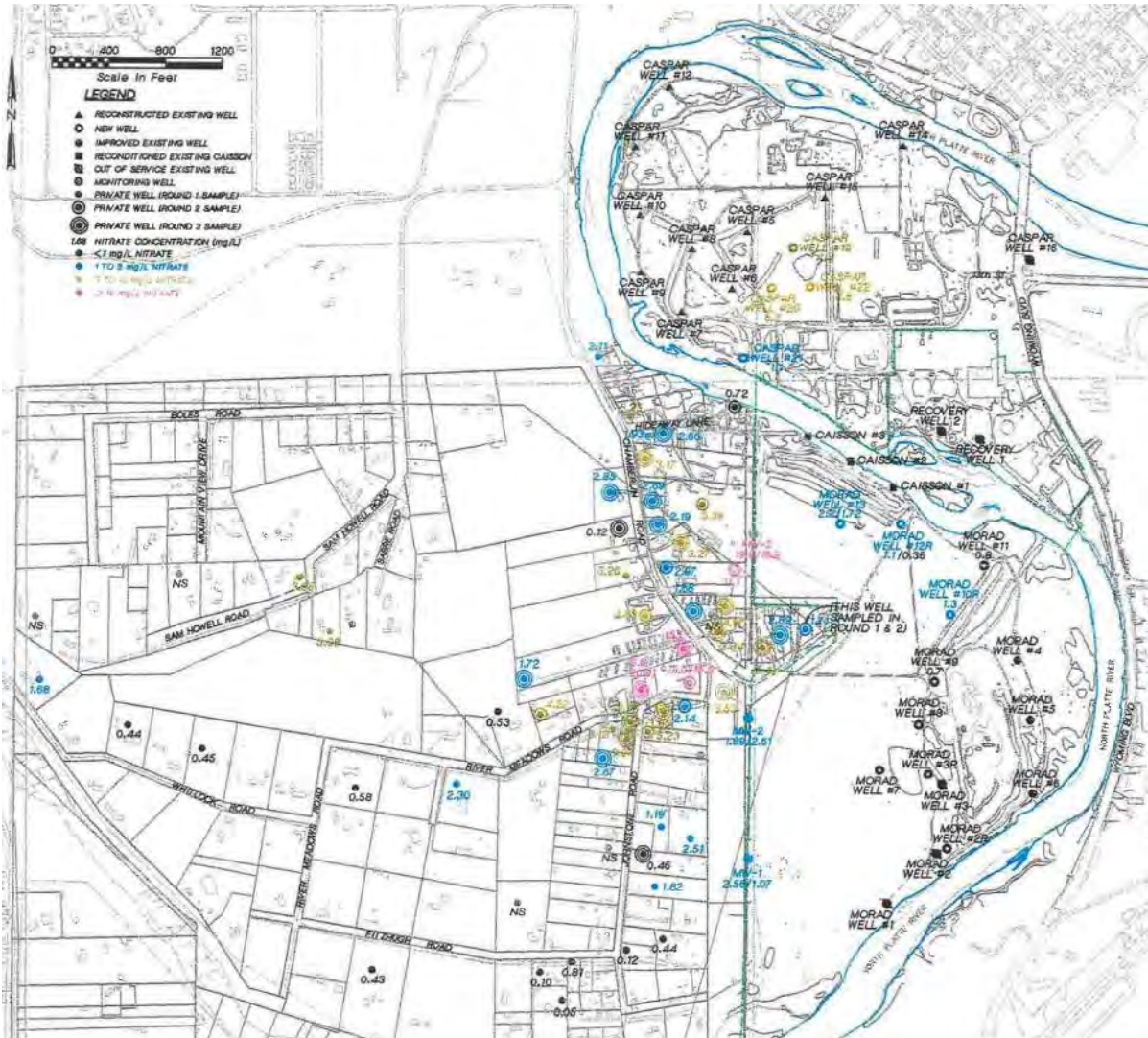
REGULATORY MANAGEMENT STRATEGIES

- Ordinances
- Sole source aquifer designation
- Source prohibition and permits
- Subdivision regulations and codes
- Land use agreements
- Tax incentives
- Design and operating standards
- Site plan review
- Purchase of property and development rights
- Inspectors at construction and drilling sites

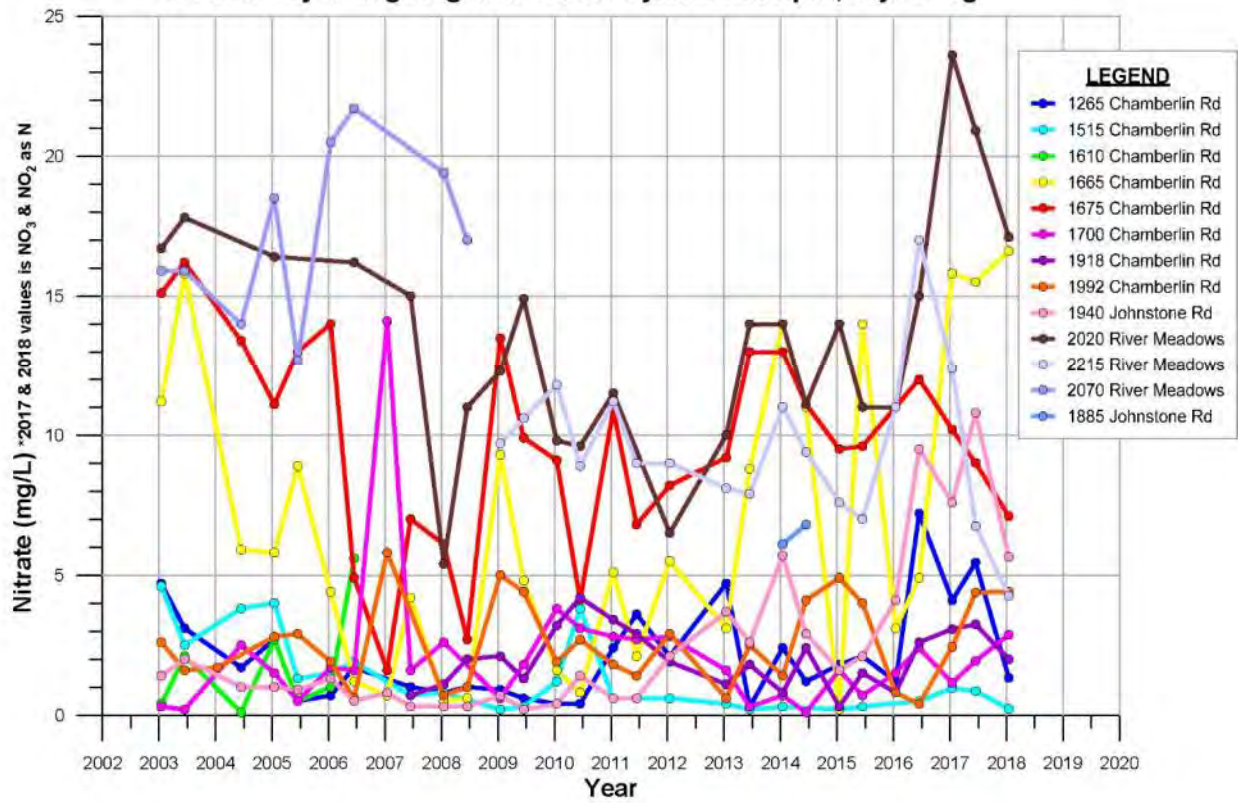


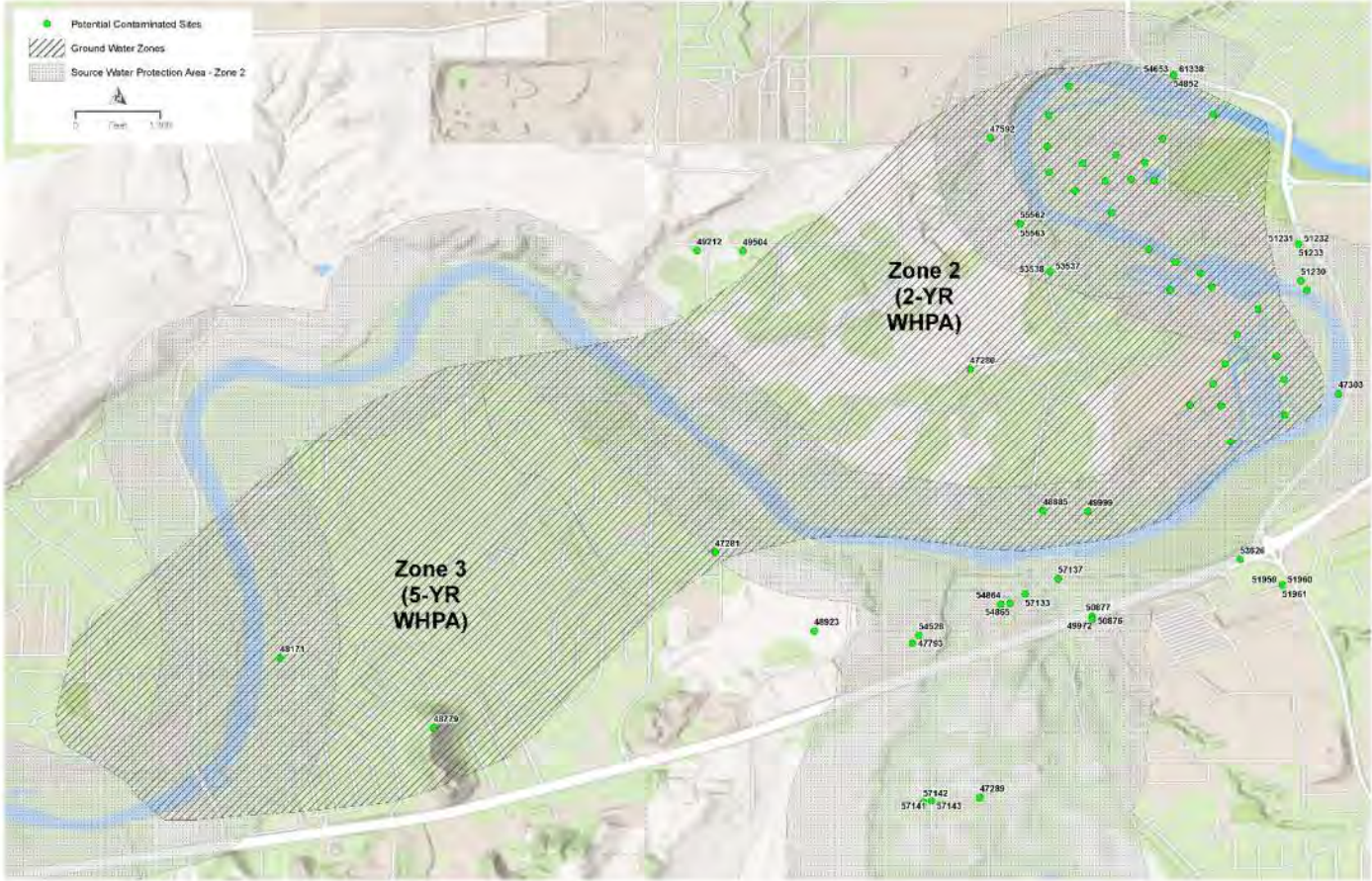







Nitrate Monitoring Data - 2003 through 2018 Central Wyoming Regional Water System: Casper, Wyoming






DEVELOP AND IMPLEMENT ACCEPTED BEST MANAGEMENT PRACTICES (BMPS)

- This is the most critical element of the SWPP and requires buy-in from in from stakeholders and from entities that have the potential to impact source water quality.
- BMPs could include zoning and ordinance measures, physical barriers, and public education.



WHAT'S NEXT

- HDR will supply committee members with a copy of the Draft SWPP for review and comment
- We ask that Committee members think about other potential BMPs that could be implemented
- Consider ways to get public buy-in of protective BMPs
 - Mailers with water bills
 - Information in the Consumer Confidence Reports
 - Open house meetings



BMP CONSIDERATIONS

- Expanding wellhead protection buffer zones
- City/County zoning and permitted land use
- Gravel pit mining regulations
- Storm Water Pollution Prevention Plans
- Hazardous release communications



Questions?

July 18, 2018

MEMO TO: H.H. King, Jr., Board Chairman

FROM: Andrew Beamer, P.E., Public Services Director
Bruce Martin, Public Utilities Manager
Scott R. Baxter, P.E., Associate Engineer

SUBJECT: Authorizing Change Order No. 2 with Landmark Structures I, LP, in the amount of \$4,805.00, for splash box protective guard posts for the Airport Elevated Water Storage Tank, Project No. 14-48.

Meeting Type & Date
Regular Board Meeting
August 21, 2018

Action type
Authorization

Recommendation

That the Central Wyoming Regional Water System Joint Powers Board authorize Change Order No. 2 with Landmark Structures I, LP, in the amount of \$4,805.00 for splash box protective guard posts for the Airport Elevated Water Storage Tank, Project No. 14-48.

Summary

Landmark Structures I, LP, is under contract to construct the new Airport Elevated Water Storage Tank. The proposed 1 million gallon elevated tank will replace two existing ground level standpipe water tanks and will provide the long-needed pressure for the Natrona County International Airport and the surrounding area. All associated distribution piping, tank piping, drain piping, valves, electrical controls, SCADA, and miscellaneous items are included for compatibility with the existing site and water distribution system.

The purpose of the proposed change order is to add six (6) steel guard posts filled with concrete (six-inch diameter) around the perimeter of the new tank drain splash box. These posts were not shown on the drawings, nor written in the specifications, but are necessary to prevent any vehicles or equipment from damaging the concrete structure or the metal grate covering the box. The worst case scenario would involve a vehicle falling through the metal grate, since the box is about 8 feet deep. The total cost for all six posts is \$4,805.00.

609 Consulting, LLC, the engineering consultant retained by the JPB to manage the construction, has reviewed the contractor's change order proposal and has recommended approval. Landmark Structures I, LP has not requested any additional calendar days, and the Substantial Completion Deadline will remain at November 1, 2018.

Financial Considerations

Funding for the project is from Wyoming Water Development Funds in the form of a grant for 67% with the remaining portion from Regional Water System Reserves at 33%. One previous change order was approved for \$6,330.85. The WWDC representative, Bill Brewer, has given approval for this change order. Change Order No. 2 will be paid from within the remaining contingency amount of \$145,669.15, reducing this amount to \$140,864.15.

Oversight/Project Responsibility

Scott R. Baxter, P.E., Associate Engineer, Public Services Department.

Attachments

Change Order No. 2 Form

609 Consulting, LLC - Recommendation Letter

Landmark Structures I, LP - Change Order Proposal



CONSULTING, LLC
5830 East 2nd Street
Casper, Wyoming 82609
Phone: 307-473-8184
Fax: 307-265-4672

TRANSMITTAL

To: Scott Baxter, PE, City of Casper Engineering Dept.

From: Clyde H. Dolan

Subject: Airport Elevated Water Storage Tank Project, Change Order No. 2

Date: July 18, 2018

Copies: Files

Scott, please find attached the original of Change Order No. 2 which has been signed by us and Landmark.

Please submit this change order to the Joint Powers Board for their review and approval. We recommend that this Change Order No. 2 be approved by the Board.

Once it has been approved by the Board and signed, please keep the original for the Board's files, and sent us a copy for our files. We will provide Landmark with a fully signed copy.

Sincerely,

609 Consulting, LLC

Clyde H. Dolan, PE

CHANGE ORDER

No. 2

PROJECT: Airport Elevated Water Storage Tank Project, City Project No. 14-48,

DATE OF ISSUANCE June 18, 2018 EFFECTIVE DATE June 18, 2018

OWNER Central Wyoming Regional Water System Joint Powers Board

OWNERS Contract No. 14-48

CONTRACTOR Landmark Structures I LP

ENGINEER 609 Consulting LLC

You are directed to make the following changes in the Contract Documents.

Description: (a) Furnish and install 6 guard posts at the overflow/drain splash box.

Reason for Change Order: (a) Guard posts were not provided in the Plans and Specifications..

Attachments: (list documents supporting change: Engineer's letter of recommendation, dated May 15, 2018. Contractor's proposal dated May 9, 2018.

CHANGE IN CONTRACT PRICE:	CHANGE IN CONTRACT TIMES:
Original Contract Price \$ 2,948,000.00	Original Contract Time Substantial Completion: November 1, 2018 Ready for Final Payment: December 1, 2018 days or dates
Net changes from previous Change Order No. 1. \$ 6,330.85	Net changes from previous Change Order No. 1. -0- days
Contract Price prior to this Change Order \$ 2,954,330.85	Contract Time prior to this Change Order Substantial Completion: November 1, 2018 Ready for Final Payment: December 1, 2018 days or dates
Net Increase (decrease) of this Change Order \$ 4,805.00	Net Increase (decrease) of this Change Order Substantial Completion: -0- days Ready for Final Payment: -0- days
Contract Price with all approved Change Orders \$ 2,959,135.85	Contract Times with all approved Change Order Substantial Completion: November 1, 2018 Ready for Final Payment: December 1, 2018 days or dates

RECOMMENDED:

By: [Signature]
Engineer (Authorized Signature)

Date: June 18, 2018

APPROVED:

By: _____
Owner (Authorized Signature)

Date: _____

ACCEPTED:

By: [Signature]
Contractor (Authorized Signature)

Date: 7/16/18



CONSULTING, LLC

5830 East 2nd Street
Casper, Wyoming 82609

Phone: 307-473-8184
Fax: 307-265-4672

May 15, 2018

City of Casper Engineering Department
Attn: Scott Baxter, PE
200 N. David
Casper, WY 82601

Re: Airport Elevated Water Storage Tank Project – Landmark Change Order Request

Dear Scott:

Enclosed is a copy of a change order request from Landmark Structures on the Airport Tank Project.

During the construction of the overflow/drain splash box at the tank site, it was noted that the contract documents did not provide for the protection of the splash box from possible damage caused by vehicles driving onto it.

We requested Landmark's subcontractor, Grizzly Excavation, to submit a price quote through Landmark to furnish and install 6 guard posts at the splash box.


Landmark's price quote for the 6 posts is \$4,805.00, or \$800.83 per post. Since there was no bid price for 6-inch diameter steel guard posts in the contract, we compared this price with the bid prices submitted for furnishing and installing 4-inch diameter steel valve marker posts. The average of 5 bids submitted for the 4-inch posts was \$383.80 per post. Landmark's bid was \$400.00 per post.

Since the 6-inch posts are larger and require additional excavation, concrete, etc. we feel that Landmark's quoted price is acceptable and recommend that it be approved.

If you and the Board concur with our recommendation, we will prepare a change order for review and signatures.

Sincerely,

609 Consulting, LLC



Clyde H. Dolan, PE

Clyde Dolan

From: Kyle Coldeway <kcoldeway@teamlandmark.com>
Sent: Wednesday, May 9, 2018 1:04 PM
To: Clyde Dolan
Subject: Airport Elevated Storage Tank Project No. 14-48 - Splash Pad Bollard Change Order

Clyde,

Per direction from 609 Consulting, Grizzly Excavation installed (6) bollards at the tank site around the splash box. The lump sum cost for this change is \$4,805. Please confirm acceptance of this pricing once received so that we can get Grizzly compensated for this additional work.

Please let me know if you have any questions.

Thank you,

Kyle Coldeway
Landmark Structures
Mobile 817.823.2219
kcoldeway@teamlandmark.com
www.teamlandmark.com



RECEIVED
MAY 14 2018
609 CONSULTING

**CITY OF CASPER
LICENSING AND APPEALS BOARD
CITY HALL, DOWNSTAIRS MEETING ROOM
AUGUST 16, 2018
4:00 P.M.**

Members of the public wishing to place a new item on the agenda must submit a written request to the Community Development Department no later than eight (8) days preceding the Licensing and Appeals Board meeting.

Members of the public wishing to comment at a regular Licensing and Appeals Board Meeting may do so at the end of the regular meeting with a majority of the board voting in favor of their request. These comments will be limited to five (5) minutes.

AGENDA

- I. ROLL CALL**
- II. CONSIDERATION OF MINUTES FOR JULY 19, 2018**
- III. MONTHLY REPORT**
- IV. APPLICATIONS FOR THE BOARD'S CONSIDERATION:**

GENERAL CONTRACTORS

KEVIN CUMMINGS, CROWN CONSTRUCTION – Applying for a Class I General Contractor's License.

ROBERT H WINKELMANN, LA MACCHIA GROUP LLC, Applying for a Class I General Contractor's License.

MISAEEL YANEZ, JR., K & M CONSTRUCTION, LLC – Applying for a Class II General Contractor's License.

- V. COMMUNICATIONS FROM PERSONS PRESENT**

Compaction Ordinance

- VI. ADJOURNMENT**

**CITY OF CASPER
CONTRACTORS' LICENSING AND APPEALS BOARD
JULY 19, 2018**

MEMBERS PRESENT:	ANDREW ELSTON JASON HUBER SCOTT WARREN	ZAC HORNER JOHN HAID
CITY STAFF:	DAN ELSTON	KELLY SHANLEY

CALL MEETING TO ORDER – Chairperson Zac Horner called the regular meeting to order at 4:00 p.m.

MINUTES FROM JUNE 21, 2018 – Andrew Elston moved to approve the meeting minutes of June 21, 2018. John Haid seconded the motion. Motion approved.

MONTHLY REPORT UPDATE - Dan Elston reported for the month of June, 4 building permits were issued for construction of single family homes. To date, 31 permits for construction of single family homes have been issued compared to 29 this time last year. The Building Division issued 140 building, 97 electrical, 70 mechanical, and 87 plumbing permits during June with valuations of \$5,525,644 and total fees collected of \$102,531.31. The inspectors completed 635 inspections in June, which includes consults and plan reviews.

Below is a breakdown of the 12 commercial projects that are in progress:

- Kelly Walsh High School – Site work is nearing completion.
- Boyd Avenue Church Gym – Exterior walls are in progress.
- U-Haul – Old Cretex Building
- Raven Crest Apartments – Drywall is complete on the first building; second building drywall is in progress; third and fourth buildings are in the framing stages.
- Senior Living Homes – Fairgrounds – These twin homes are in various stages of construction; landscaping is beginning.
- Rescue Mission
- Gruner Brothers Brewery – Interior rough-in's are in progress.
- Casper Orthopedics - MRI Addition – This project is almost complete.
- NCHS – S VAC Building Remodel
- Alpine Motor Sports – The new building is up.
- Fire Station #5 – Roof trusses are in progress.
- Miscellaneous Cell Towers – Construction is in progress.
- City of Casper Balefill Building
- Masterson Place – Groundbreaking has taken place.

Completed Projects in June:

- 737 E 2nd Street – Salon / Coffee Shop
- Brewing Company – This facility is on Burlington Street, where a house was converted into a brewery.
- 211 W Collins – The old “What’s in Store” building. John Hough is using this building for storage of his cars.

New Plans Submitted for Approval:

- Sagewood Elementary School
- Sleep Number Store – Which will be going by the eastside City Brew.
- Old Chicago Remodel
- Taco Johns - Westside

LICENSE APPLICATIONS –

MATT KOESTER, KOESTER CONSTRUCTION – Applying for a Class I General Contractor’s License. After discussion and review of the application and affidavit, Jason Huber moved to approve Matt Koester to test for a Class I General Contractor’s License. Andrew Elston seconded the motion. Motion approved.

JACQUELYN BILEK, JACQUELYN BILIK INTERIORS – Applying for a Class II General Contractor’s License. After discussion and review of the application and affidavits, Jason Huber moved to deny Jacquelyn Bilek a Class II General Contractor’s License due to a lack of experience. Andrew Elston seconded the motion. Motion approved.

MISCELLANEOUS COMMUNICATIONS

PROPERTY MAINTENANCE CODE – The Property Maintenance Code was voted down at the July 3rd, 2018 Council Meeting. However, the adoption of the 2018 “P” Codes passed.

ADJOURN – The meeting adjourned at 4:30 p.m.

Respectfully submitted,

A handwritten signature in black ink, appearing to read "Dan Elston". The signature is written in a cursive, flowing style.

Dan Elston, Secretary



COMMUNITY DEVELOPMENT
DEPARTMENT

State of Wyoming
City of Casper
 200 N David St Phone: (307) 235-8264
Building Department
 July 2018 Reports



Type of Permit	Number of Permits	Fees	Valuations
Rem-Commercial	11	\$27,896.20	\$2,627,716.00
Rem-Residential	7	\$2,671.00	\$276,500.00
Rep-Re-Roof	76	\$12,208.00	\$585,687.90
Rem-Kitchen	1	\$70.00	\$900.00
New-Residential	5	\$13,501.00	\$1,909,380.00
New-Storage Bldg	1	\$130.00	\$5,000.00
Rem-Garage	1	\$70.00	\$300.00
Rep-Res Misc	7	\$1,172.00	\$61,900.00
Add-Deck	9	\$1,485.00	\$72,001.00
New Hotel/Motel	1	\$29,255.49	\$3,115,276.00
Rem-Bathroom	2	\$243.00	\$9,500.00
Add-Commercial	2	\$4,942.93	\$474,860.00
Rem-Basement	3	\$225.00	\$3,599.00
New-Fence	1	\$184.00	\$10,000.00
Add-Other	5	\$4,106.41	\$360,733.00
Dem-Residential	1	\$300.00	\$0.00
Rep-Comm Misc	1	\$298.00	\$20,000.00
New-Commercial	1	\$9,518.85	\$980,000.00
Add-Twin Home	2	\$2,914.00	\$320,000.00
	137	\$111,190.88	\$10,833,352.90

Electrical Permits Issued	Fees Invoiced
87	\$11,327.40

Mechanical Permits Issued	Fees Invoiced
69	\$10,253.00

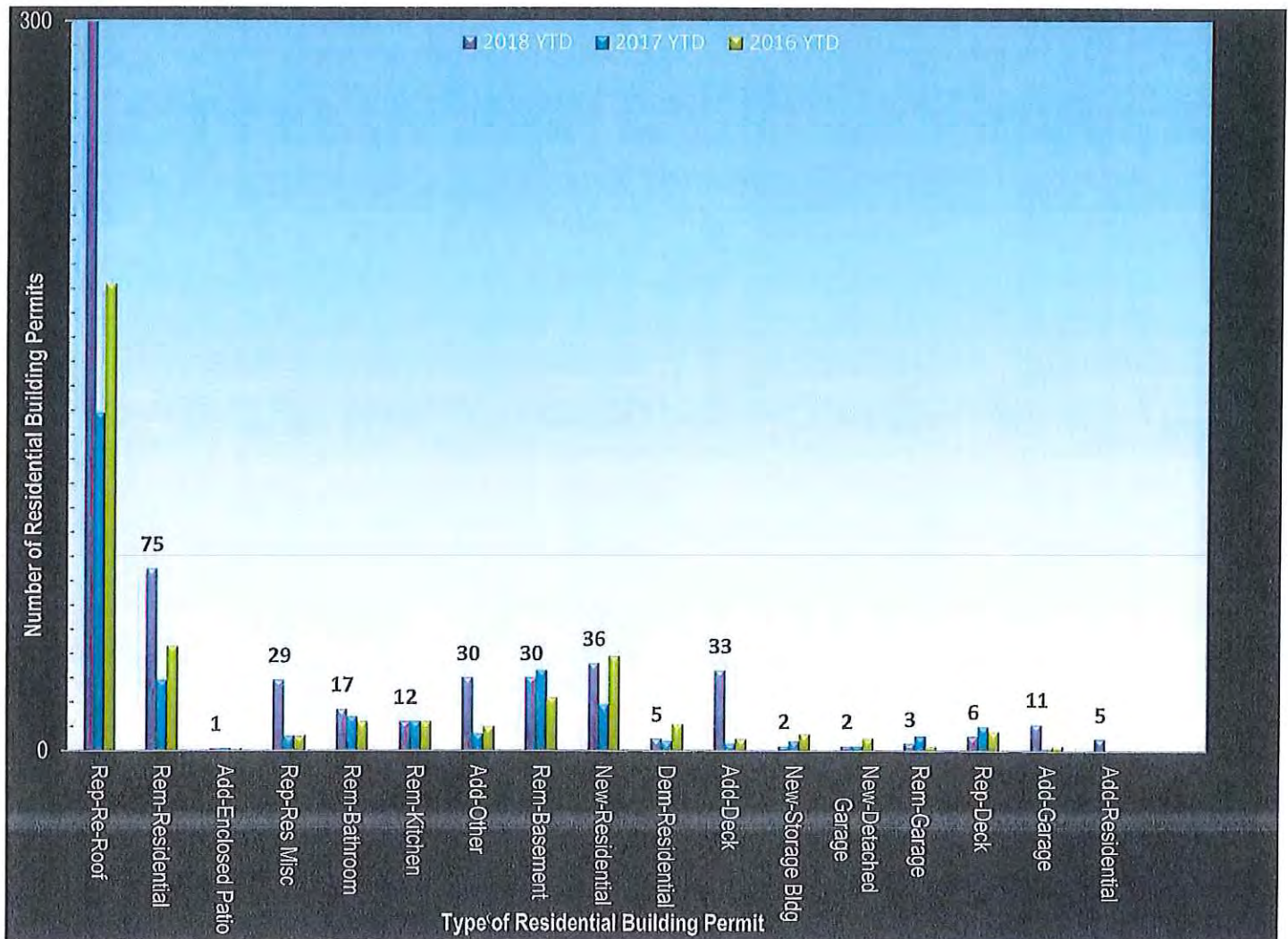
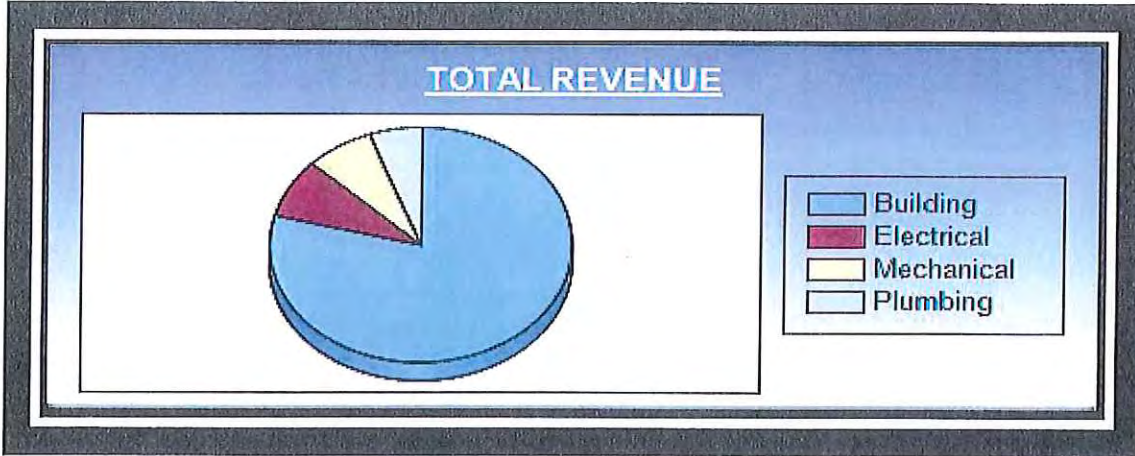
Plumbing Permits Issued	Fees Invoiced
87	\$7,928.00

Single Family Houses YTD:			July Single Family Houses		
2017		35	2017		6
2018		36	2018		5



COMMUNITY DEVELOPMENT
DEPARTMENT

State of Wyoming
City of Casper
 200 N David St Phone: (307) 235-8264
Building Department
 July 2018 Reports





COMMUNITY DEVELOPMENT
DEPARTMENT

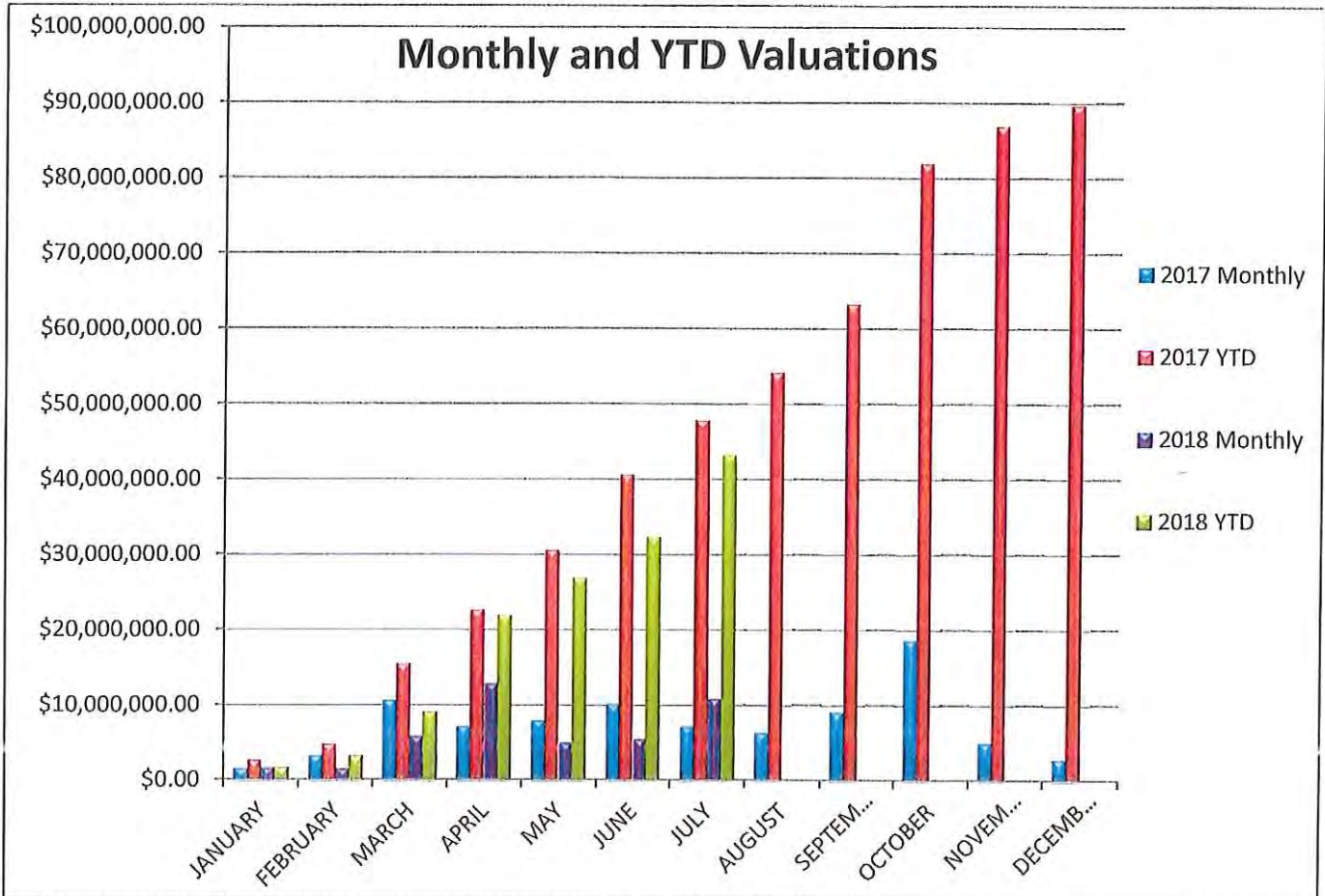
State of Wyoming
City of Casper
 200 N David St Phone: (307) 235-8264
Building Department
 July 2018 Reports



MONTH	2017 Monthly Valuation	2017 YTD Valuation	2018 Monthly Valuation	2018 YTD Valuation
JANUARY	\$1,530,744.20	\$2,659,149.99	\$1,661,039.40	\$1,661,039.40
FEBRUARY	\$3,271,856.76	\$4,802,600.96	\$1,551,977.75	\$3,213,017.15
MARCH	\$10,662,750.45	\$15,465,351.41	\$5,836,851.00	\$9,049,868.15
APRIL	\$7,162,724.38	\$22,628,075.79	\$12,821,244.41	\$21,871,112.56
MAY	\$7,907,350.15	\$30,535,425.94	\$4,986,078.01	\$26,857,190.57
JUNE	\$10,111,043.55	\$40,646,469.49	\$5,525,644.37	\$32,382,834.94
JULY	\$7,183,820.80	\$47,830,290.29	\$10,833,352.90	\$43,216,187.84
AUGUST	\$6,342,767.77	\$54,173,058.06		
SEPTEMBER	\$9,109,861.61	\$63,282,919.67		
OCTOBER	\$18,606,798.53	\$81,889,718.20		
NOVEMBER	\$5,007,976.20	\$86,897,694.40		
DECEMBER	\$2,850,440.36	\$89,748,134.76		
	\$89,748,134.76		\$43,216,187.84	\$43,216,187.84

LARGE VALUATIONS:

No projects over \$1,000,000 in the month of July 2018





COMMUNITY DEVELOPMENT
DEPARTMENT

State of Wyoming
City of Casper
200 N David St Phone: (307) 235-8264

Building Department
Fees Collected
July 2018 Report



BUILDING PERMITS	\$ 84,885.55
ELECTRICAL PERMITS	\$ 11,896.40
MECHANICAL PERMITS	\$ 9,128.00
PLUMBING PERMITS	\$ 7,004.00
ELECTRICAL LICENSES	\$ 28.00
PLUMBING LICENSES	\$ 31.00
MOBILE HOME LICENSES	\$ -
MECHANICAL LICENSES	\$ 175.00
UTILITY LICENSES	\$ -
GENERAL CONTRACTORS LICENSES	\$ 150.00
SIGN PERMITS	\$ 142.00
C-CAN PERMITS	\$ 25.00
MOBILE HOME PERMITS	\$ 33,547.92
PLAN CHECK FEES	\$ -
PLANNING FEES	\$ -
DEMO PERMITS	\$ 300.00

Totals: \$ 147,312.87

MONTHLY INSPECTIONS:

BUILDING	ELECTRIC	PLUMBING	MECHANICAL
196	174	107	52

CONSULTS	PLAN REVIEW	FIRE
15	40	0

YTD INSPECTIONS:

BUILDING	ELECTRIC	PLUMBING	MECHANICAL
1325	1176	832	348

CONSULTS	PLAN REVIEW	FIRE
158	273	22

2018 Monthly Inspections
July 2018

Inspector	Building Inspections	Electrical Inspections	Plumbing Inspections	Mechanical Inspections	Plan Reviews	Fire Training/ Inspections	Consults, Gray Slips, Miscellaneous	Total Inspections and Plan Reviews
Jim Bowden	5	0	94	48	1	0	0	148
Justin Scott	114	0	1	0	24	0	0	139
Shawn Barrett	8	73	0	0	4	0	8	93
Dan Elston	67	0	12	4	6	0	7	96
Bill McCloy	2	101	0	0	5	0	0	108
								0
Monthly Total	196	174	107	52	40	0	15	584
YTD Totals	1325	1176	832	348	273	22	158	4134



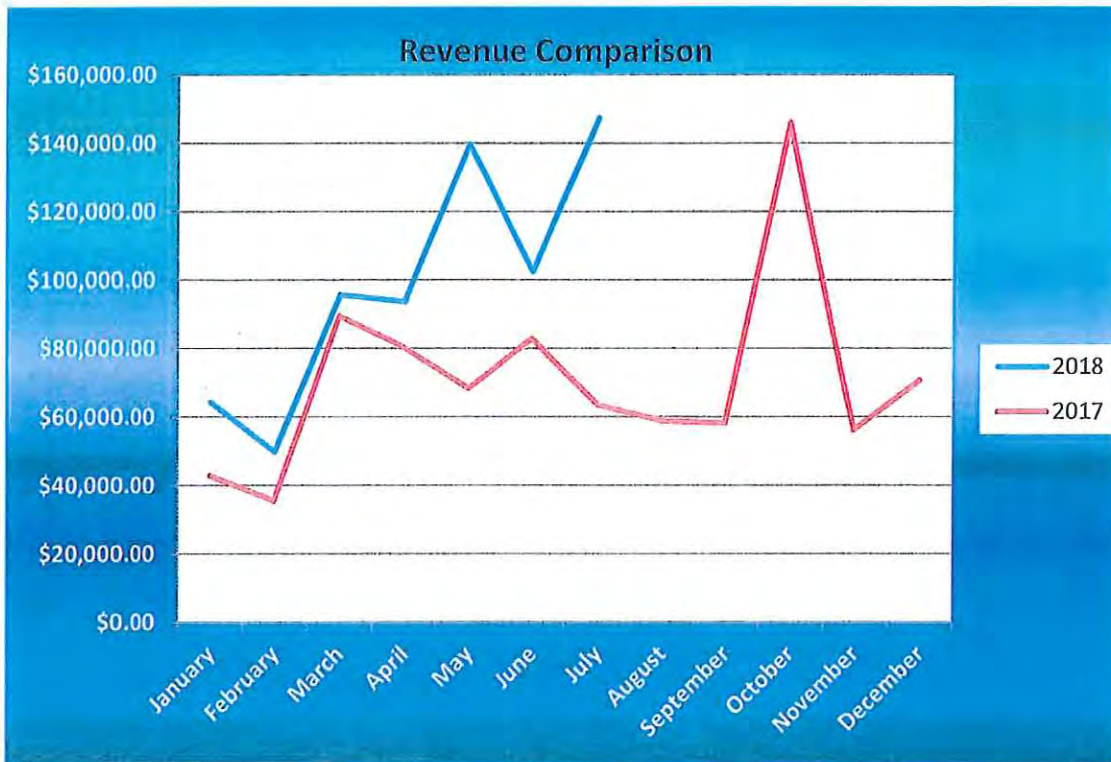
COMMUNITY DEVELOPMENT DEPARTMENT

State of Wyoming
City of Casper
200 N David St Phone: (307) 235-8264



Building Department
Revenue Collected
July 2018 Report

Month	TOTAL REVENUE FOR 2017	TOTAL REVENUE FOR 2018
January	\$42,948.76	\$64,406.94
February	\$35,564.22	\$49,910.69
March	\$89,533.66	\$95,661.23
April	\$80,340.27	\$93,605.60
May	\$68,451.29	\$139,648.90
June	\$82,939.45	\$102,531.31
July	\$63,462.70	\$147,312.87
August	\$58,880.15	
September	\$58,098.97	
October	\$146,173.92	
November	\$56,338.25	
December	\$70,664.59	
	\$853,396.23	\$693,077.54



Dan Elston: Building Official

✓
JL.

APPLICATION FORM FOR GENERAL CONTRACTORS

PART I- GENERAL INFORMATION

Name of Company (if applicable) Crown Construction Date 8-7 20 18
Name of Qualifying Person or Persons Kevin Cummings
Current Address PO Box 664 City Mills State WY Zip 82644
Telephone Number 307-337-7069 Cell Number "
Email Kevin.Cummings@CrownConstruction.cc
Employer Andreae Hunt Construction
Employer's Address PO Box 1175 City Mills State WY Zip 82644
Position Superintendent Years at present employer 18 Comments _____

Date and location of residence in Wyoming 40 Years Casper

If not Wyoming resident, location of residence _____

Class of License you are applying for? Class I Class II _____ Class III _____

Demolition _____ Roofing _____

Part II- LICENSER HISTORY

Please list all licenses that you presently hold in any other state or municipality. Attach a photocopy of each license.

Location of License	Year Issued	Type of License
_____	_____	_____
_____	_____	_____
_____	_____	_____
_____	_____	_____

Part III- EMPLOYMENT VERIFICATION (AFFIDAVITS)

Applicant's Name KEVIN CUMMINGS
(Print)

Name and address of employer or person verifying time and position of Applicant (Name) ANDREEN HUNT CONST., INC.
(Address) P.O. Box 1175
(City) MILLS (State) WY
(Zip) 82644 (Phone No.) 265-1405

Date of Employment: From 2000 through 2018 Add additional
From _____ through _____ dates
From _____ through _____ (as necessary)

Job Title of Applicant FOREMAN / SUPERINTENDENT
Job Description of Applicant FIELD SUPERVISOR FOR CIVIL & BUILDING PROJECTS INCLUDING BUT NOT LIMITED TO EARTHWORK, UTILITY INSTALLATIONS, STREET CONSTRUCTION, STRUCTURAL CONCRETE, BUILDING FOUNDATIONS, WOOD/STEEL FRAMING, STEEL BUILDING ERECTION & OTHER MISC. BUILDING CONSTRUCTION.
To be completed by Employer or Person verifying Applicant's information. (Do Not use self-verification.)


Is the information true and correct to the best of your knowledge including the time and type of work and duties? YES NO

COMMENTS: _____


If it is necessary for a representative of the City of Casper to contact you about this information, please give any information that may expedite this process.

Current Address P.O. Box 1175 City MILLS State WY Zip 82644
Day Phone No. 265-1405 Cell Phone No. 262-1701
Email Address steve.c@ahcinc.us


DATED this 7th day of AUGUST, 2018


Signature
STEVE COUGHENOUR
Printed Name of Signature

Subscribed and sworn to before me this 7th day of August, 2018


Notary Public

My Commission Expires:
October 22, 2018



✓
De.

APPLICATION FORM FOR GENERAL CONTRACTORS

PART I- GENERAL INFORMATION

Date 8/10 2018
Name of Company (if applicable) La Macchia Group LLC
Name of Qualifying Person or Persons Robert H. Winkelmann
Current Address 1918 N. 60th St ~~2222 N. 60th St~~ City Milwaukee State WI Zip 53208
Telephone Number 414-344-8207 Cell Number 414-881-4241
Email rwinkelmann@lamacchiagroup.com
Employer La Macchia Group LLC
Employer's Address 157 N. Milwaukee St City Milwaukee State WI Zip 53202
Position SR, PM Years at present employer 1y4m Comments _____

Date and location of residence in Wyoming N/A

If not Wyoming resident, location of residence WISCONSIN

Class of License you are applying for? Class I Class II Class III

Demolition Roofing

Part II- LICENSER HISTORY

Please list all licenses that you presently hold in any other state or municipality. Attach a photocopy of each license.

Location of License	Year Issued	Type of License
<u>Arizona</u>	<u>2017</u>	<u>General Commercial Contractor</u>
_____	_____	_____
_____	_____	_____
_____	_____	_____

Part III- EMPLOYMENT VERIFICATION (AFFIDAVITS)

Applicant's Name Robert H Winkelmann
(Print)

Name and address of employer or person verifying time and position of Applicant (Name) Ron Dow
(Address) 224 Bittersweet Drive
(City) West Bend (State) WI
(Zip) 53095 (Phone No.) 414-931-1857

Date of Employment: From 3/07 through ~~01/18~~ 3/17 Add additional
From 4/17 through 8/18 dates
From _____ through _____ (as necessary)

Job Title of Applicant Sr. Project Manager
Job Description of Applicant works in all areas of job development and is responsible for overseeing the project from start to finish. Add support is attached showing past projects Robert worked on.

To be completed by Employer or Person verifying Applicant's information. (Do Not use self-verification.)

Is the information true and correct to the best of your knowledge including the time and type of work and duties? YES X NO _____
COMMENTS: _____

If it is necessary for a representative of the City of Casper to contact you about this information, please give any information that may expedite this process.


Current Address 224 Bittersweet Drive City West Bend State WI Zip 53095
Day Phone No. 414-931-1857 Cell Phone No. _____
Email Address rdow@lammachia.com

DATED this 10 day of August, 2018

Ron Dow
Signature
Ron Dow
Printed Name of Signature

Subscribed and sworn to before me this 10th day of August, 2018

Lori Schweder
Notary Public



My Commission Expires: 01/27/2018

STATE OF ARIZONA

Office of the Registrar of Contractors

License No. ROC 313369

This is to Certify That

La Macchia Group LLC

DBA (if any)

*Having been shown to possess all the necessary qualifications, and having complied with all the requirements of the law,
is by order of the Registrar of Contractors duly licensed and admitted to engage in and pursue the business of*

B-1

General Commercial Contractor



*Contractor in the State of Arizona. Given my hand and the seal of the Registrar of Contractors
in my office, City of Phoenix, on 05/17/2017*

DIRECTOR, ARIZONA REGISTRAR OF CONTRACTORS



DISCLAIMER

The data supplied below is based on your specific request(s) and is correct to the best of our knowledge as of the date and time it was extracted from our data files. The information is provided without personal research or analysis. The data is subject to change on a daily basis. You may obtain additional public records related to any licensee, including dismissed complaints and nondisciplinary actions and orders, by contacting the ROC directly. If this information is required for legal purposes, you may request an affidavit or certified copies for a fee as specified in A.R.S. 32-1104A3. Please read our Standard Disclaimer at www.azroc.gov/Legal/Disclaimer.htm

Please note: The company or individuals listed on this license may hold other Arizona contracting licenses. To view information, status and complaint history for the past two years on other licenses held, go to the License Inquiry page and do a "Company Name and Personnel" search by entering the name of the company or individuals listed on the license.

Contractor		License	
Name/ Address/ Phone La Macchia Group LLC 157 N Milwaukee St Milwaukee, WI 53202-6012 Phone: (414) 223-4400		Status/ Action CURRENT	
Name/ Address/ Phone La Macchia Group LLC 157 N Milwaukee St Milwaukee, WI 53202-6012 Phone: (414) 223-4400		Class Type Entity B-1 COMMERCIAL LLC	
		Issued/Renewal First Issued: 05/17/2017 Renewed Thru: 05/31/2019	

License Class & Description **B-1 GENERAL COMMERCIAL CONTRACTOR**

Qualifying Party and Personnel

The Qualifying Party listed below is associated with this license. All other persons named, if any, are associated with the company. They are not all necessarily associated with this license.

Name Robert Harold Winkelmann JR	Name Douglas Robert Thronson
Position QP	Position MANAGER
Name Mary Lou La macchia	Name Ralph Lucius La macchia
Position MANAGER	Position MANAGER

Complaint Information

Complaints against this contractor are listed below. Complaints that were cancelled, resolved or settled without a corrective work order or dismissed are not included. Contact the Registrar of Contractors at 602-542-1525 or toll-free statewide at 1-877-MY AZROC (1-877-692-9762) to identify the ROC office location you need to visit to view complete complaint documentation.

Open: 0	This is the number of complaints against this contractor that are currently open except those in which an agency inspection has not occurred or a violation was not found. Upon adjudication some complaints are found to be without merit and are dismissed.		
Closed Cases			
Disciplined: 0	This is the number of complaints that resulted in discipline against this contractor.		
Resolved/Settled/Withdrawn: 0	This is the number of complaints closed against this contractor that were resolved or settled by the complainant after issuance of a corrective work order or formal citation.		
Denied Access: 0	This is the number of complaints against this contractor that were closed without corrective work being performed because the contractor was denied access by the complainant.		
Bankruptcy: 0	This is the number of complaints against this contractor that were closed because the contractor is in bankruptcy.		
Bond [1] Information			
Number	Effective	Amount	Company
w150282141	04/25/2017	\$5,000.00	OLD REPUBLIC SURETY COMPANY
	Available	Notes	
	\$5,000.00		

Project Verification Form

This form ***must*** be submitted with a completed application



Part 1: Information to be Completed by the Qualifying Party

Qualifying Party's Name (Last, First, Middle) Winkelmann Jr, Robert H		Project Name DuTrac Community Credit Union (Remodel)	
Project Address 337 S Main Street		City Monticello	State Zip IA 52310-1704
Date Project Began 08/2010	Date Project Ended 11/2010	Project Size (e.g. building size, lot size) 2800 square feet	Project Contract Price 1,100,000.00

Instructions for Person Providing Verification:

1. Complete the information requested below (including having your signature notarized).
2. Return this Project Verification Form to the qualifying party.

Part 2: Information to be Completed by Person Providing Verification

Verifier's Name (Last, First, Middle) Dow, Ron			
Verifier's Mailing Address 224 Bittersweet Drive		City West Bend	State Zip WI 53095-0000
Verifier's Phone Number (414) 931-1857	Verifier's Email rdow@lamacchiagroup.com	Verifier's Fax (414) 223-4488	

Verifier's Role for this Project

<input type="checkbox"/> Journeyman	<input checked="" type="checkbox"/> Superintendent	Contractor (list license # and classification)
<input type="checkbox"/> Foreman	<input type="checkbox"/> Property Owner	

Qualifying Party's Duties on this Project

Robert was the Project Manager and Field Supervisor for this project, which included the interior demolition of an existing liquor store and converting that space into a new branch facility consisting of a new single lane drive thru and canopy, new roofing system and exterior facade modifications. Responsibilities also included the issuing of the Sub-contractor contracts, Owner and sub-contractor pay requests, progress payments and lien releases, material scheduling and acquisition and supervision of all trades for this project.

I certify that I have direct knowledge of this qualifying party's work covering the time period outlined above. I certify that I have reviewed the entire contents of this verification form and the information provided is true and accurate. I understand that providing false information is a violation of the Arizona Criminal Code in Arizona Revised Statutes, Title 13, Chapter 27.

Printed Name Ron Dow	Signature <i>Ron Dow</i>	Date 5-2-2017
-------------------------	-----------------------------	------------------

Subscribed and sworn to me on the 2nd day of May, 20 17

Susan C. Klahn
Notary Public



Project Verification Form

This form **must** be submitted with a completed application



Part 1: Information to be Completed by the Qualifying Party

Qualifying Party's Name (Last, First, Middle) Winkelmann Jr, Robert H		Project Name Tulsa Teachers CU - Bixby (New Build)	
Project Address 13475 S. Memorial		City Bixby	State OK
		Zip 74008-0000	
Date Project Began 10/2008	Date Project Ended 06/2009	Project Size (e.g. building size, lot size) 5,440 square feet	Project Contract Price 2,800,000.00

Instructions for Person Providing Verification:

1. Complete the information requested below (including having your signature notarized).
2. Return this Project Verification Form to the qualifying party.

Part 2: Information to be Completed by Person Providing Verification

Verifier's Name (Last, First, Middle) Dow, Ron			
Verifier's Mailing Address 224 Bittersweet Drive		City West Bend	State WI
		Zip 53095-0000	
Verifier's Phone Number (414) 931-1857	Verifier's Email rdow@lmacchiagroup.com	Verifier's Fax (414) 223-4488	

Verifier's Role for this Project

<input type="checkbox"/> Journeyman	<input checked="" type="checkbox"/> Superintendent	Contractor (list license # and classification)
<input type="checkbox"/> Foreman	<input type="checkbox"/> Property Owner	Other (please describe):

Qualifying Party's Duties on this Project

Robert was the Project Manager and worked closely with staff field superintendent for this project, scheduling sub-contractors and material deliveries including scheduling, billing and pay requests with the owners, including progress meetings. This project included site plans and submittals as required by the City of Bixby for the 100 year flood zone, including an extensive drainage/ retention plan. This building was a slab on grade building, of wood frame construction, custom teller line and a five lane drive thru with canopy. By working closely with the owner and local officials this project was completed on time and with-in budget.

I certify that I have direct knowledge of this qualifying party's work covering the time period outlined above. I certify that I have reviewed the entire contents of this verification form and the information provided is true and accurate. I understand that providing false information is a violation of the Arizona Criminal Code in Arizona Revised Statutes, Title 13, Chapter 27.

Printed Name Ron Dow	Signature <i>Ron Dow</i>	Date 5-2-2017
-------------------------	-----------------------------	------------------

Subscribed and sworn to me on the 2nd day of May, 20 17

Susan C. Klahn

Notary Public

RCL200S1 6/15

Visit our website at: <https://roc.az.gov>



Expires 1-27-18

Project Verification Form

This form ***must*** be submitted with a completed application



Part 1: Information to be Completed by the Qualifying Party

Qualifying Party's Name (Last, First, Middle) Winkelmann Jr, Robert H		Project Name Parker Community Credit Union (Remodel)	
Project Address 2652 N Lexington Dr		City Janesville	State WI
		Zip 53545-0000	
Date Project Began 5/2008	Date Project Ended 6/2009	Project Size (e.g. building size, lot size) 9,159 Square Feet	Project Contract Price 2,300,000.00

Instructions for Person Providing Verification:

1. Complete the information requested below (including having your signature notarized).
2. Return this Project Verification Form to the qualifying party.

Part 2: Information to be Completed by Person Providing Verification

Verifier's Name (Last, First, Middle) Dow, Ron			
Verifier's Mailing Address 224 Bittersweet Drive		City West Bend	State WI
		Zip 53095-0000	
Verifier's Phone Number (414) 931-1857	Verifier's Email rdow@lmacchiagroup.com	Verifier's Fax (414) 223-4488	

Verifier's Role for this Project

<input type="checkbox"/> Journeyman	<input checked="" type="checkbox"/> Superintendent	Contractor (list license # and classification)
<input type="checkbox"/> Foreman	<input type="checkbox"/> Property Owner	Other (please describe):

Qualifying Party's Duties on this Project

As the project manager Robert was responsible for coordinating all sub contractors, materials & scheduling for a 5,883 square foot addition and for a 2,276 square foot remodel of the existing building. Robert worked with the owner for all billing, sub contractor draws & payments. The addition was a slab on grade building with wood framed walls and a wood truss metal roof system. This project was completed on time and within budget.

I certify that I have direct knowledge of this qualifying party's work covering the time period outlined above. I certify that I have reviewed the entire contents of this verification form and the information provided is true and accurate. I understand that providing false information is a violation of the Arizona Criminal Code in Arizona Revised Statutes, Title 13, Chapter 27.

Printed Name Ron Dow	Signature <i>Ron Dow</i>	Date 5-2-2017
-------------------------	-----------------------------	------------------

Subscribed and sworn to me on the 2nd day of May, 20 17

Susan C. Klahn
Notary Public



Chpin 1-27-18

Project Verification Form

This form ***must*** be submitted with a completed application



Part 1: Information to be Completed by the Qualifying Party

Qualifying Party's Name (Last, First, Middle) Winkelmann Jr, Robert H		Project Name First National Bank of Altus (New Build)	
Project Address 815 N. Main Street		City Frederick	State OK
		Zip 73542-0000	
Date Project Began 03/2008	Date Project Ended 11/2008	Project Size (e.g. building size, lot size) 9,037 square feet	Project Contract Price 5,270,000.00

Instructions for Person Providing Verification:

1. Complete the information requested below (including having your signature notarized).
2. Return this Project Verification Form to the qualifying party.

Part 2: Information to be Completed by Person Providing Verification

Verifier's Name (Last, First, Middle) Dow, Ron			
Verifier's Mailing Address 224 Bittersweet Drive		City West Bend	State WI
		Zip 53095-0000	
Verifier's Phone Number (414) 931-1857	Verifier's Email rdow@lmacchiagroup.com	Verifier's Fax (414) 223-4488	

Verifier's Role for this Project

<input type="checkbox"/> Journeyman	<input checked="" type="checkbox"/> Superintendent	Contractor (list license # and classification)
<input type="checkbox"/> Foreman	<input type="checkbox"/> Property Owner	

Qualifying Party's Duties on this Project

Robert performed the Project Management duties including issuing of the Sub-contractor contracts, Owner and sub-contractor pay requests,

progress payments and lien releases, material scheduling and acquisition and supervision of all trades for this project.

This building was a slab on grade, wood frame building with brick exterior,

wood trusses and a metal roofing system, including an emergency generator and UPS system.

I certify that I have direct knowledge of this qualifying party's work covering the time period outlined above. I certify that I have reviewed the entire contents of this verification form and the information provided is true and accurate. I understand that providing false information is a violation of the Arizona Criminal Code in Arizona Revised Statutes, Title 13, Chapter 27.

Printed Name Ron Dow	Signature <i>Ron Dow</i>	Date 5-2-2017
-------------------------	-----------------------------	------------------

Subscribed and sworn to me on the 2nd day of May, 2017

Susan C. Klahn
Notary Public



Approved 1-27-18

Project Verification Form

This form ***must*** be submitted with a completed application



Part 1: Information to be Completed by the Qualifying Party

Qualifying Party's Name (Last, First, Middle) Winkelmann Jr, Robert H		Project Name EnVision Credit Union (Remodel)	
Project Address 1193 Winneconne Ave		City Neenah	State WI
		Zip 54912-0000	
Date Project Began 9/2009	Date Project Ended 12/2009	Project Size (e.g. building size, lot size) 3,587 Square Feet	Project Contract Price 1,800,000.00

Instructions for Person Providing Verification:

1. Complete the information requested below (including having your signature notarized).
2. Return this Project Verification Form to the qualifying party.

Part 2: Information to be Completed by Person Providing Verification

Verifier's Name (Last, First, Middle) Dow, Ron			
Verifier's Mailing Address 224 Bittersweet Drive		City West Bend	State WI
		Zip 53095-0000	
Verifier's Phone Number (414) 931-1857	Verifier's Email rdow@lmacchiagroup.com	Verifier's Fax (414) 223-4488	

Verifier's Role for this Project

<input type="checkbox"/> Journeyman	<input checked="" type="checkbox"/> Superintendent	Contractor (list license # and classification) Other (please describe):
<input type="checkbox"/> Foreman	<input type="checkbox"/> Property Owner	

Qualifying Party's Duties on this Project

Robert was the Project Manager and Field Supervisor for this project, which included the tenant build-out within an existing tenant space.

This project was unique in that there was a new technology/ remote self-serve Kiosks in lieu a teller line, existing floor slabs had to be cut and

demoed to allow for the installation of all electrical and data feeds, demolition of exterior

wall for a new single lane drive thru teller w/ canopy. Responsibilities also included scheduling sub-contractors and material deliveries, including

scheduling, billing and pay requests with the owners, including progress meetings, final close out and occupancy permit.

I certify that I have direct knowledge of this qualifying party's work covering the time period outlined above. I certify that I have reviewed the entire contents of this verification form and the information provided is true and accurate. I understand that providing false information is a violation of the Arizona Criminal Code in Arizona Revised Statutes, Title 13, Chapter 27.

Printed Name Ron Dow	Signature <i>Ron Dow</i>	Date 5-2-2017
-------------------------	-----------------------------	------------------

Subscribed and sworn to me on the 2nd day of May, 2017

Susan C. Klahn

Notary Public

RCL200S1 6/15

Visit our website at: <https://roc.az.gov>

Expires 1-27-18



Project Verification Form

This form **must** be submitted with a completed application



Part 1: Information to be Completed by the Qualifying Party

Qualifying Party's Name (Last, First, Middle) Winkelmann Jr, Robert H		Project Name Oregon Employees Federal CU (Remodel)	
Project Address 631 Winter St NE		City Salem	State Zip OR 97301-0000
Date Project Began 2/2008	Date Project Ended 10/2008	Project Size (e.g. building size, lot size) 7,049 Square Feet	Project Contract Price 1,800,000.00

Instructions for Person Providing Verification:

1. Complete the information requested below (including having your signature notarized).
2. Return this Project Verification Form to the qualifying party.

Part 2: Information to be Completed by Person Providing Verification

Verifier's Name (Last, First, Middle) Dow, Ron			
Verifier's Mailing Address 224 Bittersweet Drive		City West Bend	State Zip WI 53095-0000
Verifier's Phone Number (414) 931-1857	Verifier's Email rdow@lamacchiagroup.com	Verifier's Fax (414) 223-4488	

Verifier's Role for this Project

<input type="checkbox"/> Journeyman	<input checked="" type="checkbox"/> Superintendent	Contractor (list license # and classification)
<input type="checkbox"/> Foreman	<input type="checkbox"/> Property Owner	

Qualifying Party's Duties on this Project

Robert was the project manager on this project which included the build out of the existing second floor space for new offices, addition of an elevator, elevator shaft and associated mechanical room, in accordance with ADA requirements and an additional handicapped ramp was required and added. The first floor was completely demolished and re-constructed, including a new teller window and custom teller line. Robert worked with local officials to ensure that all ADA requirements and building codes were met, while working with the owner and sub contractors, ensuring a timely completion of this project.

I certify that I have direct knowledge of this qualifying party's work covering the time period outlined above. I certify that I have reviewed the entire contents of this verification form and the information provided is true and accurate. I understand that providing false information is a violation of the Arizona Criminal Code in Arizona Revised Statutes, Title 13, Chapter 27.

Printed Name Ron Dow	Signature <i>Ron Dow</i>	Date 5-2-2017
-------------------------	-----------------------------	------------------

Subscribed and sworn to me on the 2nd day of May, 20 17

Susan C. Klahn
Notary Public



Expires 1-27-18

Project Verification Form

This form ***must*** be submitted with a completed application



Part 1: Information to be Completed by the Qualifying Party

Qualifying Party's Name (Last, First, Middle) Winkelman Jr, Robert H		Project Name Laredo Federal CU - McPherson (New Build)	
Project Address 7114 McPherson Road		City Laredo	State TX
		Zip 78041-0000	
Date Project Began 06/2011	Date Project Ended 10/2012	Project Size (e.g. building size, lot size) 4,883 square feet	Project Contract Price 2,960,000.00

Instructions for Person Providing Verification:

1. Complete the information requested below (including having your signature notarized).
2. Return this Project Verification Form to the qualifying party.

Part 2: Information to be Completed by Person Providing Verification

Verifier's Name (Last, First, Middle) Dow, Ron			
Verifier's Mailing Address 224 Bittersweet Drive		City West Bend	State WI
		Zip 53095-0000	
Verifier's Phone Number (414) 931-1857	Verifier's Email rdow@lmacchiagroup.com	Verifier's Fax (414) 223-4488	

Verifier's Role for this Project

<input type="checkbox"/> Journeyman	<input checked="" type="checkbox"/> Superintendent	Contractor (list license # and classification) Other (please describe):
<input type="checkbox"/> Foreman	<input type="checkbox"/> Property Owner	

Qualifying Party's Duties on this Project

Robert was the project manager for this project, which included a 4 lane drive thru canopy, a monumental tower, slab on grade with a combination of steel and wood framing, and standing seam roof system.


Robert scheduled the sub-contractor work & manufacturer deliveries, submitted owner billings, and processed sub contractor payments, completing the on-time and within budge while working with the local building officials.

I certify that I have direct knowledge of this qualifying party's work covering the time period outlined above. I certify that I have reviewed the entire contents of this verification form and the information provided is true and accurate. I understand that providing false information is a violation of the Arizona Criminal Code in Arizona Revised Statutes, Title 13, Chapter 27.

Printed Name Ron Dow	Signature <i>Ron Dow</i>	Date 5-2-2017
-------------------------	-----------------------------	------------------

Subscribed and sworn to me on the 2nd day of May, 2017

Susan C. Klahn
Notary Public



Project Verification Form

This form must be submitted with a completed application



Part 1: Information to be Completed by the Qualifying Party

Qualifying Party's Name (Last, First, Middle) Winkelmann Jr, Robert H		Project Name Tallahassee Leon Federal CU (New Build)	
Project Address 1827 Capital Circle NE		City Tallahassee	State FL
		Zip 32308-0000	
Date Project Began 03/2007	Date Project Ended 06/2008	Project Size (e.g. building size, lot size) 7,197 square feet	Project Contract Price 6,800,000.00

Instructions for Person Providing Verification:

1. Complete the information requested below (including having your signature notarized).
2. Return this Project Verification Form to the qualifying party.

Part 2: Information to be Completed by Person Providing Verification

Verifier's Name (Last, First, Middle) Dow, Ron			
Verifier's Mailing Address 224 Bittersweet Drive		City West Bend	State WI
		Zip 53095-0000	
Verifier's Phone Number (414) 931-1857	Verifier's Email rdow@lmacchiagroup.com	Verifier's Fax (414) 223-4488	

Verifier's Role for this Project

<input type="checkbox"/> Journeyman	<input checked="" type="checkbox"/> Superintendent	Contractor (list license # and classification)
<input type="checkbox"/> Foreman	<input type="checkbox"/> Property Owner	
Other (please describe):		

Qualifying Party's Duties on this Project

Robert performed the Project Management duties for this project, including and extensive tree restoration project, including credit and debits for

tree removal and replacement, an underground drainage retention/detention and filtration structure. Responsibilities also included the issuing of

the Sub-contractor contracts, Owner and sub-contractor pay requests, progress payments and lien releases, material

scheduling and acquisition and supervision of all trades for this project. This building was a slab on grade, wood frame

building with brick exterior, wood trusses and a metal roofing system, permitted and completed on schedule.

I certify that I have direct knowledge of this qualifying party's work covering the time period outlined above. I certify that I have reviewed the entire contents of this verification form and the information provided is true and accurate. I understand that providing false information is a violation of the Arizona Criminal Code in Arizona Revised Statutes, Title 13, Chapter 27.

Printed Name Ron Dow	Signature <i>Ron Dow</i>	Date 5-2-2017
-------------------------	-----------------------------	------------------

Subscribed and sworn to me on the 2nd day of May, 2017

Susan C. Klahn

Notary Public

RCL200S1 6/15

Visit our website at: <https://roc.az.gov>



Copies

Project Verification Form

This form must be submitted with a completed application



Part 1: Information to be Completed by the Qualifying Party

Qualifying Party's Name (Last, First, Middle) Winkelman Jr, Robert H		Project Name First National Bank of Seiling (Remodel)	
Project Address 301 N Main		City Seiling	State OK
		Zip 73663-0000	
Date Project Began 3/2010	Date Project Ended 11/2010	Project Size (e.g. building size, lot size) 7,000 Square Feet	Project Contract Price 2,100,000.00

Instructions for Person Providing Verification:

1. Complete the information requested below (including having your signature notarized).
2. Return this Project Verification Form to the qualifying party.

Part 2: Information to be Completed by Person Providing Verification

Verifier's Name (Last, First, Middle) Dow, Ron			
Verifier's Mailing Address 224 Bittersweet Drive		City West Bend	State WI
		Zip 53095-0000	
Verifier's Phone Number (414) 931-1857	Verifier's Email rdow@lmacchiagroup.com	Verifier's Fax (414) 223-4488	

Verifier's Role for this Project

<input type="checkbox"/> Journeyman	<input checked="" type="checkbox"/> Superintendent	Contractor (list license # and classification) Other (please describe):
<input type="checkbox"/> Foreman	<input type="checkbox"/> Property Owner	

Qualifying Party's Duties on this Project

Robert was the project manager for this project consisting of the demolition of an existing building to make room for a new building addition that was tied into the existing building. The demolition and addition required site modifications to create a new two lane drive thru with a canopy. The addition was a slab on grade, CMU/masonry veneer construction, steel frame w/ steel joist & TPO roofing, including all associated interior office remodeling of the addition & existing facility. Robert worked with the owners and sub contractors for all project scheduling, billing & close out of the completed project.

I certify that I have direct knowledge of this qualifying party's work covering the time period outlined above. I certify that I have reviewed the entire contents of this verification form and the information provided is true and accurate. I understand that providing false information is a violation of the Arizona Criminal Code in Arizona Revised Statutes, Title 13, Chapter 27.

Printed Name Ron Dow	Signature <i>Ron Dow</i>	Date 5-2-2017
-------------------------	-----------------------------	------------------

Subscribed and sworn to me on the 2nd day of May, 2017

Susan C. Klahn

Notary Public

RCL200S1 6/15

Visit our website at: <https://roc.az.gov>

Expires 1-27-18



Project Verification Form

This form must be submitted with a completed application



Part 1: Information to be Completed by the Qualifying Party

Qualifying Party's Name (Last, First, Middle) Winkelmann Jr, Robert H		Project Name Tulsa Teachers CU - Riverside (New Build)	
Project Address 7155 S. Riverside Pkwy		City Tulsa	State OK
		Zip 74136-0000	
Date Project Began 11/2010	Date Project Ended 06/2011	Project Size (e.g. building size, lot size) 5,440 square feet	Project Contract Price 3,320,000.00

Instructions for Person Providing Verification:

1. Complete the information requested below (including having your signature notarized).
2. Return this Project Verification Form to the qualifying party.

Part 2: Information to be Completed by Person Providing Verification

Verifier's Name (Last, First, Middle) Dow, Ron			
Verifier's Mailing Address 224 Bittersweet Drive		City West Bend	State WI
		Zip 53095-0000	
Verifier's Phone Number (414) 931-1857	Verifier's Email rdow@iamacchiagroup.com	Verifier's Fax (414) 223-4488	

Verifier's Role for this Project

<input type="checkbox"/> Journeyman	<input checked="" type="checkbox"/> Superintendent	Contractor (list license # and classification)
<input type="checkbox"/> Foreman	<input type="checkbox"/> Property Owner	
Other (please describe):		

Qualifying Party's Duties on this Project

Robert was the Project Manager and Field Supervisor for this project, working with sub-contractors and the owners on scheduling, billing and pay

requests. This project included special landscaping plans to meet the reforestation requirements of the city as well as an extensive drainage plan.

the building was a slab on grade building, wood frame construction, including a custom teller line.


By working closely with the owner and local officials, this project was completed on time and with-in budget.

I certify that I have direct knowledge of this qualifying party's work covering the time period outlined above. I certify that I have reviewed the entire contents of this verification form and the information provided is true and accurate. I understand that providing false information is a violation of the Arizona Criminal Code in Arizona Revised Statutes, Title 13, Chapter 27.

Printed Name Ron Dow	Signature 	Date 5-2-2017
-------------------------	---------------	------------------

Subscribed and sworn to me on the 2nd day of May, 20 17

Notary Public



Expires 1-27-18

✓
J.E.

APPLICATION FORM FOR GENERAL CONTRACTORS

PART I- GENERAL INFORMATION

Name of Company (if applicable) K&M Construction, LLC Date 8/3/2018
 Name of Qualifying Person or Persons Misael Yanez Jr.
 Current Address P.O. Box 50301 City Casper State WY Zip 82605
 Telephone Number _____ Cell Number 253-353-1906
 Email knmconstruction@outlook.com
 Employer K&M Construction, LLC
 Employer's Address P.O. Box 50301 City Casper State WY Zip 82605
 Position Owner Years at present employer 2 Comments _____

Date and location of residence in Wyoming 8/2010 - Gillette WY 8/2014 Casper, WY

If not Wyoming resident, location of residence _____

Class of License you are applying for? Class I _____ Class II Class III _____

Demolition _____ Roofing _____

Part II- LICENSER HISTORY

Please list all licenses that you presently hold in any other state or municipality. Attach a photocopy of each license.

Location of License	Year Issued	Type of License
_____	_____	_____
_____	_____	_____
_____	_____	_____
_____	_____	_____

Part III- EMPLOYMENT VERIFICATION (AFFIDAVITS)

Applicant's Name Misael Yanez Jr.
(Print)

Name and address of employer or person verifying time and position of Applicant
(Name) Misael Yanez
(Address) 6110 Mile 2 1/2 West Rd.
(City) Mercedes (State) TX
(Zip) 78570 (Phone No.) 956-854-1232

Date of Employment: From 2004 through 2006 Add additional dates
From 2012 through 2014
From _____ through _____ (as necessary)

Job Title of Applicant Construction foreman
Job Description of Applicant oversee job sites, ensure quality of work, assist in framing, painting, drywall installation, roofing, window installation, texturing, & handyman jobs.

To be completed by Employer or Person verifying Applicant's information. (Do Not use self-verification.)

Is the information true and correct to the best of your knowledge including the time and type of work and duties? YES X NO _____
COMMENTS: _____


If it is necessary for a representative of the City of Casper to contact you about this information, please give any information that may expedite this process.

Current Address 6110 Mile 2 1/2 West Rd. City Mercedes State TX Zip 78570
Day Phone No. _____ Cell Phone No. 956-854-1232
Email Address _____

DATED this 7th day of August, 2018

Misael Yanez
Signature
Misael Yanez
Printed Name of Signature

Witness me this 7th day of August, 2018



My Commission Expires: 12/21/18

Ruperto Rodriguez
Rene's Construction
2311 E 10th St
Westlaco, TX 78596
(956)650-6430
rupertorene5@aol.com

Misael Yanez Jr
K&M Construction LLC
PO Box 50301
Casper, WY 82605

Dear Misael Yanez Jr:


Rene's Construction employed Misael Yanez Jr part-time for over 6 years. Misael assisted in many construction projects for our company. The projects included: residential framing, drywall installation, spackling and texture of dry walls, electrical preparation, painting, roofing, landscaping, sprinkler system installation, and various other maintenance jobs in residential locations.

As part of his former responsibilities of assisting in manual labor of the projects, Misael Yanez Jr assisted in translating project details with clients. This helped Misael increase his knowledge and managerial skills in construction.

If you would like additional information about Misael Yanez Jr, you can telephone me at (956)650-6430.

Sincerely,

Ruperto Rodriguez
Owner/President

A handwritten signature in cursive script that reads "Ruperto Rodriguez". The signature is written in dark ink and is positioned below the typed name and title.



Dave Patro
Dave's Roofing
1344 S. Boxelder St.
Casper, WY 82604
8/4/2018

Misael Yanez Jr
Owner
K&M Construction LLC
PO Box 50301
Casper, WY 82605

Dear Misael Yanez Jr:

Dave's Roofing employed Misael Yanez Jr as a roofer for one year, from June 2017 to July 2018, and presently working. Misael now oversees roofing projects at residential locations. He showed his knowledge of roofing projects to receive this position and run a crew for my company.

If you would like additional information about Misael Yanez Jr, you can telephone me at 307-577-1494.

Dave Patro

Sincerely,

Dave Patro
Owner/President

**CASPER UTILITIES ADVISORY BOARD
CITY OF CASPER
MEETING AGENDA**

Casper City Hall
Downstairs Meeting Room

Wednesday, August 22, 2018 7:00 a.m.

AGENDA:

- * 1. Consider Approval of the July 25, 2018 Meeting Minutes
- * 2. Discuss Statistical Report – July 2018
- * 3. Consider Contract for Outside-City Water Service with Marguerite Hardy and
 Tim Hardy Joint Revocable Living Trust– 7475 State Highway 220
- 4. Adjournment

Additional Information:

Agendas and approved minutes of the Central Wyoming Regional Water System Joint Powers Board can be accessed on their website, www.wyowater.com, under the News & Notices tab, or at the following links:

RWS Agendas - <http://www.wyowater.com/board-meetings>

RWS Minutes - <https://www.wyowater.com/board-minutes>

**CASPER PUBLIC UTILITIES ADVISORY BOARD
CITY OF CASPER**

MEETING PROCEEDINGS

July 25, 2018

7:00 a.m.

A regular meeting of the Casper Public Utilities Advisory Board was held on Wednesday, July 25, 2018 at 7:00 a.m. in the Downstairs Meeting Room of City Hall.

Present: President Michael Bell
 Vice President Jim Jones
 Secretary John Lawson
 Member Bruce English

Absent: Member Richard Jay
 Council Liaison Laird

Staff Present: Public Services Director, Andrew Beamer
 Public Utilities Manager, Bruce Martin
 CPU Administrative Technician, Janette Brown

Others:

The regular meeting was called to order at 7:02 a.m. by President Bell.

1. President Bell asked for a motion to approve the May 23, 2018 minutes. A motion was made by Board Member English and seconded by Secretary Lawson to approve the May 23, 2018 minutes. Motion passed.

2. Mr. Martin asked the Board to reference the June 2018 Statistical Report in their agenda packets. Mr. Martin stated that the Total Gallons Purchased as of June is 424 MG; the five year average is 444 MG. Mr. Martin stated that year to date water purchases are less than one year ago; 3.25 BG compared to 3.37 BG.

Mr. Martin stated that there were 88 new services added in FY18, compared to 132 new services in FY17.

Mr. Martin stated that there were 19 water main breaks in FY18 compared to 32 main breaks in FY17. Mr. Martin stated that the water main replacement program is making a significant difference in the number of main breaks that are experienced each year.

Mr. Martin stated that there have been 30 service line breaks this fiscal year compared to 24 one year ago.

Mr. Martin stated that there was one sewer stoppage in June, and the year to date numbers are the same as last year.

Mr. Martin stated that the total number of accounts is up slightly from the prior year, which is a growth increase of 0.3%.

3. Mr. Martin asked the Board to reference the Outside-City Water Service Contract with Galles Stables.

Mr. Martin stated that this contract is for a parcel of land located in the Allendale area. Mr. Martin stated that this property contains 152.03 acres and is located north of SE Wyoming Boulevard and east of Allendale Boulevard. Mr. Martin stated that this property is located adjacent to the East Casper Zone 3 water line that is currently under construction. Mr. Martin stated that this property is not contiguous to the Casper City limits, and a commitment to annex has been signed. Mr. Martin recommended approval of the contract.

Secretary Lawson asked if this water service contract is part of an easement agreement for the water line project. Mr. Martin stated that was correct.

President Bell asked if this property is in the old Allendale area. Mr. Martin stated that it is.

A motion was made by Board Member English and seconded by Secretary Lawson to approve the Outside-City Water Service Contract with Galles Stables. Motion passed.

4. Mr. Martin asked the Board to reference the Outside-City Water Service Contract with Ronald J. and Elizabeth F. Galles. Mr. Martin stated that this contract is for a parcel of land located in the Allendale area. Mr. Martin stated that the property contains 5.349 acres and is located north of SE Wyoming Boulevard and west of Allendale Boulevard and is adjacent to the East Casper Zone 3 water line that is currently under construction. Mr. Martin stated that this contract is for an additional service to the property as they already have water service. Mr. Martin stated that this property is not contiguous to the Casper City limits, and a commitment to annex has been signed. Mr. Martin recommended approval of the contract.

President Bell asked if this property has sewer service. Mr. Martin stated that the property does have sewer service.

A motion was made by Vice President Jones and seconded by Board Member English to approve the Outside-City Water Service Contract with Ronald J. and Elizabeth F. Galles. Motion passed.

5. Mr. Martin asked the Board to reference the Outside-City Water Service Contract with C. E. Swinney, LLC. Mr. Martin stated that this contract provides Outside-City water service for two parcels of land. Mr. Martin stated that parcel #1 contains 72.65 acres and is located northwest of SE Wyoming Boulevard and west of Country Club Road. Mr.

Martin stated that Parcel #2 contains 420.01 acres with a portion being located southeast of SE Wyoming Boulevard and south of Country Club Road and a portion being located northwest of SE Wyoming Boulevard and south of Heritage Hills #5. Mr. Martin stated that both parcels are located adjacent to the East Casper Zone 3 water line that is currently under construction.

Mr. Martin stated that this contract provides five taps to be used for stock watering purposes only.

Mr. Martin stated that the portions of this property to be served are not contiguous to the Casper City limits and a signed Commitment to Annex is required as part of the contract as it is within Casper's growth boundary.

Mr. Martin stated that if the water service is used for domestic purposes the property must annex.

Vice President Jones asked if there are different water rates for stock or domestic. Mr. Martin stated that there are not different water rates.

President Bell asked if this is for $\frac{3}{4}$ -inch services. Mr. Martin stated that it is for 1-inch services. Vice President Jones stated that Ms. Swinney wanted $\frac{3}{4}$ -inch services. Mr. Martin stated that the change can be made before it is sent out for signature.

President Bell asked if the services would be used to fill stock tanks. Vice President Jones stated that was correct. Vice President Jones stated that two services will be activated right away, and the other services will be activated in the future. Vice President Jones asked if the time limit in the contract for activation of the other services could be changed as three services will not be used right away. Mr. Martin stated that he will make the change in the contract.

Board Member English asked if any of the services would be used for development. Vice President Jones stated that Ms. Swinney has no plans to sell or develop the property.

A motion was made by Board Member English and seconded by Secretary Lawson to approve the Outside-City Water Service Contract with C. E. Swinney, LLC contingent upon the size of the services changed to $\frac{3}{4}$ -inch and the extension of time for future use of the other service taps. Motion passed with Vice President Jones abstaining from the vote.

6. In Project Updates:

- a. East Casper Zone III Water Supply Project – Under Construction – finishing coating, should finalize in August
- b. WWTP Emergency Power Project – Under Construction – awarded to ITC; working on submittals – ITC has been having trouble with subs getting submittals
- c. West Casper Zone II Water Supply Project – Under Design by WLC – Have DEQ permit. Project in the Wolf Creek area – already have interest for Outside-City

water service. It took a long time to get all the easements in place. President Bell asked if this waterline will be looped in the future. Mr. Martin stated that it will eventually be looped. Mr. Martin stated that he would send to the Board the alignment of the waterline.

- d. CY Booster Station Replacement – Under Design by CEPI
- e. WWTP Boiler Project – Under Design by HDR – National Fire Protection Code issues – will have to replace HVAC system in the building.
- f. WWTP MCC Replacement Project – Under Design by CH2M – Was built before NFP Code - must make changes to meet requirements.
- g. Ten Million Gallon Reservoir Renovations – Assigned to a City Engineer – Securing Funding from WWDC and SRF – did inspection to submit with applications
- h. Midwest Avenue Reconstruction – Elm to David – Awarded to Treto Construction – work to be done next year
- i. 2018 Arterials and Collectors – Under Design by ECS – pre-bid yesterday, project includes several different areas of town.
- j. McKinley Street Underpass – Under Construction – should be completed this year
- k. 3rd Street Improvements – Beverly to Conwell – Under Construction – Construction starts this week
- l. 2018 Beverly Street Improvements – 4th to 12th Street – Under Construction – Treto Construction replacing waterline from 5th to 8th
- m. Begonia Lift Station – Under Construction – Treto Construction waiting on pumps
- n. WWTP Riverwest Lift Station Generator Replacement – Under Design by EDA – Generator is 30 years old – will replace other generators in years to come. Board Member English asked what fuel will be used for the generator. Mr. Martin stated that diesel fuel will be used. Board Member English asked if natural gas was considered for fuel. Mr. Martin stated that staff has had good luck so far using diesel.
- o. WWTP HVAC Replacement – Under Construction – Sheet Metal Specialties is working on the Operations Building and the Lab exhaust. The WWTP HVAC systems will be replaced over the next few years.
- p. WWTP Digester #3 Cleaning – Under Construction – started pumping yesterday and will inspect once it is clean.

7. In Other Business, President Bell asked for updates on the water storage tank projects:

- a. Mr. Martin stated that the RWS Airport Elevated Water Storage Tank has been raised and should be completed in October or November.
- b. Mr. Martin stated that the RWS Alternate Backwash Water Supply Tank has minor punchlist items that are being completed.
- c. Mr. Martin stated that the RWS Wardwell Zone IIIB Water Storage Tank design has been submitted to DEQ for review.

- d. Mr. Martin stated that the City East Casper Zone III Water Storage Tank should be completed in August.

A motion was made by Vice President Jones and seconded by Secretary Lawson to adjourn the meeting at 7:35 a.m. Motion passed.

Secretary

DRAFT

**CITY OF CASPER PUBLIC UTILITIES
CASPER, WYOMING
STATISTICAL REPORT
JULY 2018**

	<u>THIS MONTH</u>	<u>LAST MONTH</u>	<u>YEAR AGO THIS MONTH</u>	<u>THIS FISCAL YEAR TO DATE</u>	<u>LAST FISCAL YEAR TO DATE</u>
TOTAL GALLONS PURCHASED	525,811,093	424,523,157	632,141,356	525,811,093	632,141,356
NEW SERVICES	6	15	9	6	9
<i>* Billed to Casper by Central Wyoming Regional Water System Joint Powers Board starting October 1, 1997.</i>					
PRECIPITATION (Inches)	1.62	1.63	0.37	1.62	0.37

REPAIRS

	<u>THIS MONTH</u>	<u>LAST MONTH</u>	<u>YEAR AGO THIS MONTH</u>	<u>THIS FISCAL YEAR TO DATE</u>	<u>LAST FISCAL YEAR TO DATE</u>
WATER MAIN BREAKS	2	4	2	2	2
SERVICE LINE BREAKS	3	1	4	3	4
SEWER MAIN STOPPAGES	1	1	1	1	1

NUMBER OF ACTIVE ACCOUNTS

	<u>THIS MONTH</u>	<u>LAST MONTH</u>	<u>YEAR AGO THIS MONTH</u>
DOMESTIC (WATER & SEWER)	20,015	20,011	19,968
COMMERCIAL (WATER & SEWER)	1,735	1,733	1,723
OUTSIDE CITY (WATER RES)	536	536	535
OUTSIDE CITY (WATER-COMM)	138	138	135
IRRIGATION ONLY	281	280	276
TOTAL NUMBER OF ACCOUNTS	22,705	22,698	22,637

August 14, 2018

MEMO TO: Michael Bell, President
Members, Casper Public Utilities Advisory Board

FROM: Andrew Beamer, P.E., Public Services Director
Bruce Martin, Public Utilities Manager

SUBJECT: Authorizing Outside-City Water Service Contract with Marguerite Hardy
and Tim Hardy Joint Revocable Living Trust

Recommendation:

That the CPU Advisory Board authorize a Contract for Outside-City Water Service with Marguerite Hardy and Tim Hardy Joint Revocable Living Trust.

Summary:

This contract provides Outside-City water service for a parcel of land located west of Casper on Highway 220. The property is on the north side of the highway adjacent to the Webb Creek area. The property will obtain water service by tying into the 12" water main located in Saddlestring Road located on the south side of Highway 220. An M-54 Utility License will be consummated with WYDOT allowing a 3" HDPE casing with a 1.5" water service line to be bored under Highway 220.

This property is not contiguous to the Casper City limits and a Commitment to Annex has been signed as it is within Casper's growth boundary.

CONTRACT FOR OUTSIDE-CITY WATER SERVICE

THIS AGREEMENT is made, dated, and signed this _____ day of _____, 2018, by and between the City of Casper, Wyoming, a municipal corporation, 200 North David Street, Casper, Wyoming 82601, hereinafter referred to as “City”, and Marguerite Hardy and Tim Hardy Joint Revocable Living Trust, 7475 State Highway 220, Casper, Wyoming 82604; hereinafter referred to as “Owner.”

RECITALS

- A. Owner is the owner of certain land as described in Exhibit “A” being a portion of the S1/2NE1/4 and N1/2SE1/4, Section 28, Township 33N, Range 80W of the 6th P.M., in Natrona County, Wyoming, with the address of 7475 Stated Highway 220, which is not within the corporate limits of the City of Casper; and,
- B. Owner desires to obtain water service from City for such property as described in Exhibit “A”; and,
- C. Owner can connect by a service line into the 12-inch water main located in Saddlestring Road; and,
- D. Owner and City have agreed to such outside-city water service under the terms and conditions of this Agreement.

NOW THEREFORE, it is hereby agreed among the parties as follows:

- 1. Service
 - a. The property served shall be limited to that described in Exhibit “A.” No other properties shall be served without the express permission of the City Council of the City of Casper.
 - b. Owner shall be allotted one (1), water service connection and meter to the property shown on Exhibit “A.” No other properties may be served from this connection.
 - c. The Owner shall install one, 1.5-inch water service line from the building to be served to the curb box or meter pit near the water main in Saddlestring Road at the Owner’s sole cost and expense. The water service line curb box shall be installed approximately ten (10) feet from the transmission line.
 - d. The Owner shall be responsible for obtaining easements from other property owners for the water service line as needed at its sole cost and expense.
- 2. Right of Inspection

- a. The City shall have the right to inspect all water system construction. All water system construction must meet City requirements. Before connection of the water services to any building, all work must be accepted and approved by the City.
- b. The curb box for the water service line shall be protected during the subsequent course of developing the property from damage, and the Owner shall be wholly responsible for the repair and replacement to the City's satisfaction of such that are damaged or destroyed. If the Owner shall fail or refuse to promptly repair or replace such boxes as required, the City may do so and charge the Owner directly for said cost. The Owner shall adjust said valve and curb boxes to finished grade.

3. Charges for Service

- a. All meter pits, vaults, and water meters, as required by the City's staff, shall be obtained and installed by and at the Owner's sole cost and expense according to the rules and regulations of the City. The meter pit or vault shall remain the property of the Owner and be located on the property lines.
- b. Owner will pay to the City the then-current outside-City system investment charge for each connection (lot) to be served with water. The Owner shall also pay to the Central Wyoming Regional Water System Joint Powers Board, the then-current Regional Water System investment charge for each connection to be served with water. Payment will be made prior to actual receipt of water service provided by the City.
- c. The charge for water service provided shall be at the City's existing rate as the same shall apply from time to time for all retail outside-City water service, until such time as said property is annexed into the City of Casper. After annexation, the rates will be the existing rates for retail inside-City water service.

4. Regulation

- a. Water service to be provided shall be only to the extent provided for herein and to the extent that said water service is available and above that which is necessary to satisfy the needs of the incorporated area of the City of Casper. In times of drought, extreme demand, or facility failure, water service may not be available.
- b. Owner shall make the necessary provisions so that each building to be served shall have a pressure reducing valve limiting pressure to a maximum of 60 psi, and shall encourage all residents to adhere to the following water saving device recommendations: toilets with a maximum flush of 3 1/3 gallons; aerators which provide for a maximum flow of 1 gpm on all bathroom sinks; and water saving shower heads to limit flow to maximum 3.0 gpm.
- c. The Owner agrees to abide by the rules and regulations of the City regarding the use of its water and sewer facilities, all relevant ordinances of the City of Casper

relating to water and sewer service; all other state and federal laws, rules, and regulations including, but not limited to, all provisions of the Federal Pretreatment Regulations (40CFR, Part 403), and all City ordinances relating to industrial pretreatment.

5. Fire Flows

- a. The Owner agrees that fire flow capabilities to his properties are impractical at this time. The Owner, by signing this agreement, understands that there are certain risks that Owner and Owner's property may be subject to by not having fire flow capabilities. The Owner is willing to assume these risks and irrevocably, fully and forever releases and discharges the City of Casper, the City Council, and its mayor, the Casper Public Utilities Board, and all their officers, employees, agents, managers, and contractors from all negligence, claims, demands, liabilities, causes of action, or damages of any kind relating to any harm, personal injury, wrongful death, property damage, or debt suffered resulting from lack of fire flow to Owner's property.
- b. The terms of this release in this Agreement are contractual and not a mere recital. If the property is owned or leased by the Owner, and anyone else as husband and wife, tenants in common, partnership, corporation, or any other legal entity other than an individual, Owner hereby states and certifies that the Owner is authorized by such individual or other entity to bind such individual or entity to this release. This release shall be binding upon the Owner's personal representatives, heirs, successors, and/or assigns. The Owner acknowledges by execution of this release that Owner fully understands these provisions and fully and voluntarily enters into them. This release shall not affect any immunities of the City of Casper pursuant to the Wyoming Governmental Claims Act, Wyoming Statutes Section 1-39-101 et seq., as amended.

6. Construction Term

The Owner shall be allowed two (2) years from the time of consummation of this Agreement to complete the water service line construction and necessary improvements. Should the construction not be completed within this time period, this Agreement shall automatically become null and void.

7. Annexation

The Owner hereby agrees to annex its property to the City upon the request of the City Council, or upon a property owner's petition for the annexation thereof. The Owner and its mortgagee(s) shall execute a commitment to annex its property to the City of Casper on a form acceptable to the City of Casper. The commitment to annex form shall be executed concurrently with this agreement. It shall provide that the commitment to annex shall be binding upon the Owner and its mortgagee(s), their heirs, successors, and assigns forever, and shall be included in

every sale, conveyance or mortgage involving the above-described property. It shall further run with and bind the real property described and set forth in Exhibit "A." This Agreement shall terminate, and be null and void between the parties, and the City shall have the right to terminate all services provided under this Agreement if the Owner fails to annex its property to the City within one (1) year after being requested to do so by the City Council, or within one (1) year after the City Council's approval of a property owner's petition for the annexation thereof.

8. Future Improvements

- a. The Owner agrees to participate in future water system, sewer system, street improvements, sidewalk improvements, street lighting improvements, and other needed municipal improvements on State Highway 220 at the request of the City Council of Casper. The participation may be with the City of Casper, an Improvement and Service District, a Water and Sewer District, or a private developer.
- b. Future design and construction costs include, but are not limited to, planning, design, construction, land acquisition, financing, and legal.
- c. The Owner agrees to and hereby waives any statutory right to protest the commitment to participate in future water system, sewer system, street, sidewalk, street lighting, or other needed municipal system improvements. The Owner further agrees to and hereby waives any statutory right to protest the creation of a Local Assessment District, an Improvement and Service District, or a Water and Sewer District established for the purpose of street, sidewalk, street lighting, or other needed municipal improvements which would encompass his property.
- d. This commitment to participate in future water system, sewer system, street, sidewalk, street lighting, or other municipal improvement design and construction shall be included in every sale, conveyance, or mortgage involving the above described property and shall be binding upon the current owners and mortgagees, and all heirs, successors in interest and assigns. This commitment shall be binding upon and run with the land set forth herein.

9. Discontinuance of Utility Services/Remedies

- a. A utility service provided under this Agreement may be discontinued in accordance with Casper Municipal Code Section 13.03.070, or for any material breach of this Agreement by the Owner.
- b. The remedies in this section are in addition to any other remedies in this Agreement, or which the City may otherwise have at law or equity, and are not a limitation on the same. The Owner further agrees to pay all reasonable attorneys' fees, court costs, and litigation costs if the City must enforce the provisions of this Agreement in a court of law.

10. General Provisions

- a. Successors, Assigns and Recording: The terms and conditions of this Agreement shall be binding upon the parties hereto, and shall inure to the benefit of all parties hereto and their respective heirs, successors, assigns, and grantees and shall bind and run with the real property and set forth in Exhibit "A" attached hereto, and shall be recorded in the Natrona County real estate records by the City at the Owner's sole cost and expense. The Owner shall not assign this Agreement or otherwise sub-contract its duties and responsibilities as set forth in this Agreement without the prior written consent of the City.
- b. Wyoming Governmental Claims Act: The City does not waive any right or rights it may have pursuant to the Wyoming Governmental Claims Act, Wyoming Statute Sections 1-39-101, et seq. The City specifically reserves the right to assert any and all immunities, rights, and defenses it may have pursuant to the Wyoming Governmental Claims Act.
- c. Governing Law and Venue: This Agreement, its interpretation and enforcement shall be governed and construed in accordance with the laws of the State of Wyoming. Any litigation regarding this Agreement shall be resolved in a court of competent jurisdiction situated in Natrona County, Wyoming.
- d. Complete Agreement: This Agreement shall constitute the entire understanding and agreement of the parties, and supersedes any prior negotiations, discussions or understandings.
- e. Amendment: No amendment or modification of the terms of this Agreement shall be valid or enforceable unless made in writing and executed by all parties hereto.
- f. Waiver: Failure on the part of either party to enforce any provision of this Agreement, or the waiver thereof, in any instance, shall not be construed as a general waiver or relinquishment on its part of any such provision, but the same shall nevertheless be and remain in full force and effect.
- g. No Third Party Beneficiary Rights: The parties to this Agreement do not intend to create in any other individual or entity the status of third-party beneficiary, and this Agreement shall not be construed so as to create such status. The rights, duties and obligations contained in this Agreement shall operate only between the parties to this Agreement, and shall inure solely to the benefit of the parties to this Agreement. The parties to this Agreement intend and expressly agree that only parties signatory to this Agreement shall have any legal or equitable right to seek to enforce this Agreement, to seek any remedy arising out of a party's performance or failure to perform any term or condition of this Agreement, or to bring an action for the breach of this Agreement.

- h. Severability: If any term of this Agreement is to any extent illegal, otherwise invalid, or incapable of being enforced, such term shall be excluded to the extent of such invalidity or unenforceability; all other terms hereof shall remain in full force and effect; and, to the extent permitted and possible, the invalid or unenforceable term shall be deemed replaced by a term that is valid and enforceable and that comes closest to expressing the intention of such invalid or unenforceable term. If application of this Severability provision should materially and adversely affect the economic substance of the transactions contemplated hereby, the Party adversely impacted shall be entitled to compensation for such adverse impact, provided the reason for the invalidity or unenforceability of a term is not due to the misconduct by the Party seeking such compensation.
- i. Notices: Notices required or permitted to be given by a Party to the others must be in writing and either delivered in person or sent to the address shown below (or such subsequent address as may be designated by either party in writing) by certified mail, return receipt requested and postage prepaid (or by a recognized courier service, such as Federal Express, UPS, or DHL), or by facsimile with correct answerback received, and will be effective upon receipt:

Owner Info

Marguerite Hardy and Tim Hardy
 Joint Revocable Living Trust
 7475 State Highway 220
 Casper, Wyoming 82604

City of Casper
 Attn: Public Services Director
 200 North David
 Casper, Wyoming 82601

- j. Headings: The section headings contained in this Agreement are for reference purposes only and shall not affect in any way the meaning or interpretation thereof.
- k. Survival: All representations, indemnifications, warranties and guarantees made in, required by or given in accordance with this Agreement, as well as all continuing obligations indicated in this Agreement, will survive final payment, completion and acceptance of the services and termination or completion of the Agreement.
- l. Copies: This Agreement may be executed in more than one copy, each copy of which shall serve as an original for all purposes, but all copies shall constitute but one and the same Agreement.
- m. Authority: Each individual executing this Agreement for and on behalf of their principals hereby state that they have the requisite power and authority to enter into this Agreement and to consummate the transactions contemplated and intended hereby. Owner further states that it is authorized to transact business in the State of Wyoming, properly registered and not delinquent with the Secretary of State.

EXECUTED the day and year first above written.

APPROVED AS TO FORM:

ATTEST:

CITY OF CASPER, WYOMING
A Municipal Corporation:

Fleur D. Tremel
City Clerk

Ray Pacheco
Mayor

OWNERS:

Marguerite Hardy and Tim Hardy
Joint Revocable Living Trust
7425 State Highway 220
Casper, Wyoming 82604

Marguerite A. Hardy

Tim M. Hardy

The undersigned mortgagee for Marguerite Hardy and Tim Hardy Joint Revocable Living Trust hereby agrees to, consents, and ratifies this agreement.

Date

MORTGAGEE

By: _____

Printed Name: _____

Title: _____

STATE OF WYOMING)
) ss.
COUNTY OF NATRONA)

This instrument was acknowledged before me this ____ day of _____, 2018,
by Marguerite A. Hardy.

(seal)

NOTARY PUBLIC

My commission expires: _____

STATE OF WYOMING)
) ss.
COUNTY OF NATRONA)

This instrument was acknowledged before me this ____ day of _____, 2018,
by Tim M. Hardy.

(seal)

NOTARY PUBLIC

My commission expires: _____

STATE OF WYOMING)
) ss.
COUNTY OF NATRONA)

This instrument was acknowledged before me this ____ day of _____, 2018, by
_____ as _____
of _____ the Mortgagee.

(seal)

NOTARY PUBLIC

My commission expires: _____

STATE OF WYOMING)
) ss.
COUNTY OF NATRONA)

This instrument was acknowledged before me this _____ day of _____, 2018, by Ray Pacheco as the Mayor of City of Casper, Wyoming, a Wyoming municipal corporation.

(seal)

NOTARY PUBLIC

My commission expires: _____

EXHIBIT "A"

CERTIFICATE OF DEDICATION

STATE OF WYOMING }
 COUNTY OF NATRONA } SS

THE UNDERSIGNED, GARY HAGEN, TRUSTEE UNDER THE IRMA H. STOLT LIVING TRUST, DATED APRIL 16, 2017, DOES HEREBY CERTIFY THAT THEY ARE THE OWNERS AND PROPRIETORS OF THE FOLLOWING DESCRIBED PARCEL OF LAND SITUATE IN THE S½ & N½ SE¼ OF SECTION 28, T.33N., R.80W., 6TH P.M., NATRONA COUNTY, WYOMING, BEING MORE PARTICULARLY DESCRIBED AS FOLLOWS:

- COMMENCING AT THE C-E¼ CORNER OF SAID SECTION 28, MONUMENTED BY A BRASS CAP;
- THENCE S67°36'17"E, A DISTANCE OF 247.07 FEET TO THE SOUTHEAST CORNER OF THE PARCEL, LOCATED ON THE WESTERLY LINE OF U.S. HIGHWAY 220, MONUMENTED BY A REBAR AND BEING THE POINT OF BEGINNING;
- THENCE S88°32'18"W, ALONG THE SOUTH LINE OF THE PARCEL, A DISTANCE OF 376.00 FEET TO THE SOUTHWEST CORNER OF THE PARCEL LOCATED WITHIN THE NORTH PLATTE RIVER, MONUMENTED BY AN ALUMINUM CAP WITNESS CORNER LOCATED N88°32'18"E, A DISTANCE OF 75.00 FEET FROM THE ACTUAL CORNER;
- THENCE N01°28'22"W, ALONG THE WEST LINE OF THE PARCEL, LOCATED WITHIN THE NORTH PLATTE RIVER, A DISTANCE OF 99.74 FEET TO A POINT;
- THENCE N88°28'01"E, A DISTANCE OF 88.00 FEET TO A POINT, MONUMENTED BY AN ALUMINUM CAP WITNESS CORNER LOCATED N88°28'01"E, A DISTANCE OF 4.00 FEET FROM THE ACTUAL CORNER;
- THENCE N04°21'22"W, ALONG THE BANK OF THE NORTH PLATTE RIVER AND THE WEST LINE OF THE PARCEL, A DISTANCE OF 182.80 FEET TO A POINT;
- THENCE N10°53'36"E, ALONG THE BANK OF THE NORTH PLATTE RIVER AND THE WEST LINE OF THE PARCEL, A DISTANCE OF 130.69 FEET TO A POINT;
- THENCE N13°34'38"E, ALONG THE BANK OF THE NORTH PLATTE RIVER AND THE WEST LINE OF THE PARCEL, A DISTANCE OF 89.89 FEET TO A POINT;
- THENCE N19°03'28"E, ALONG THE BANK OF THE NORTH PLATTE RIVER AND THE WEST LINE OF THE PARCEL, A DISTANCE OF 88.05 FEET TO THE NORTHWEST CORNER OF THE PARCEL;
- THENCE S00°09'23"E, A DISTANCE OF 13.45 FEET TO A POINT, MONUMENTED BY A REBAR WITNESS CORNER LOCATED S62°39'31"E, A DISTANCE OF 28.16 FEET FROM THE ACTUAL CORNER;
- THENCE S62°39'31"E, ALONG THE NORTHERLY LINE OF THE PARCEL, A DISTANCE OF 509.11 FEET TO THE NORTHEAST CORNER OF THE PARCEL, LOCATED ON THE WESTERLY LINE OF U.S. HIGHWAY 220, MONUMENTED BY A REBAR;
- THENCE S34°16'57"W, ALONG THE EASTERLY LINE OF THE PARCEL AND THE WESTERLY LINE OF U.S. HIGHWAY 220, A DISTANCE OF 272.27 FEET TO AN ANGLE POINT, MONUMENTED BY A REBAR;
- THENCE S34°17'24"W, ALONG THE EASTERLY LINE OF THE PARCEL AND THE WESTERLY LINE OF U.S. HIGHWAY 220, A DISTANCE OF 122.77 FEET TO THE POINT OF BEGINNING.

THE ABOVE DESCRIBED PARCEL OF LAND CONTAINS 4.69 ACRES AND IS SUBJECT TO ANY RIGHT-OF-WAY, EASEMENTS AND ENCUMBRANCES WHICH HAVE BEEN LEGALLY ACQUIRED.

THE TRACT OF LAND, AS IT APPEARS ON THIS PLAT, IS DEDICATED WITH THE FREE CONSENT AND IN ACCORDANCE WITH THE DESIRES OF THE UNDERSIGNED OWNERS AND PROPRIETORS. THE NAME OF THE SUBDIVISION SHALL BE "THE STOLT SIMPLE SUBDIVISION" AND THE OWNERS HEREBY GRANT TO THE PUBLIC AND PRIVATE UTILITY COMPANIES AN EASEMENT AND LICENSE TO LOCATE, CONSTRUCT, USE AND MAINTAIN CONDUITS, LINES, WIRES AND PIPES, ANY OR ALL OF THEM, UNDER AND ALONG THE STRIPS OF LAND MARKED "UTILITY EASEMENT" AS SHOWN ON THIS PLAT. ALL ROADS AND STREETS AS SHOWN HEREON HAVE BEEN PREVIOUSLY DEDICATED TO THE USE OF THE PUBLIC.

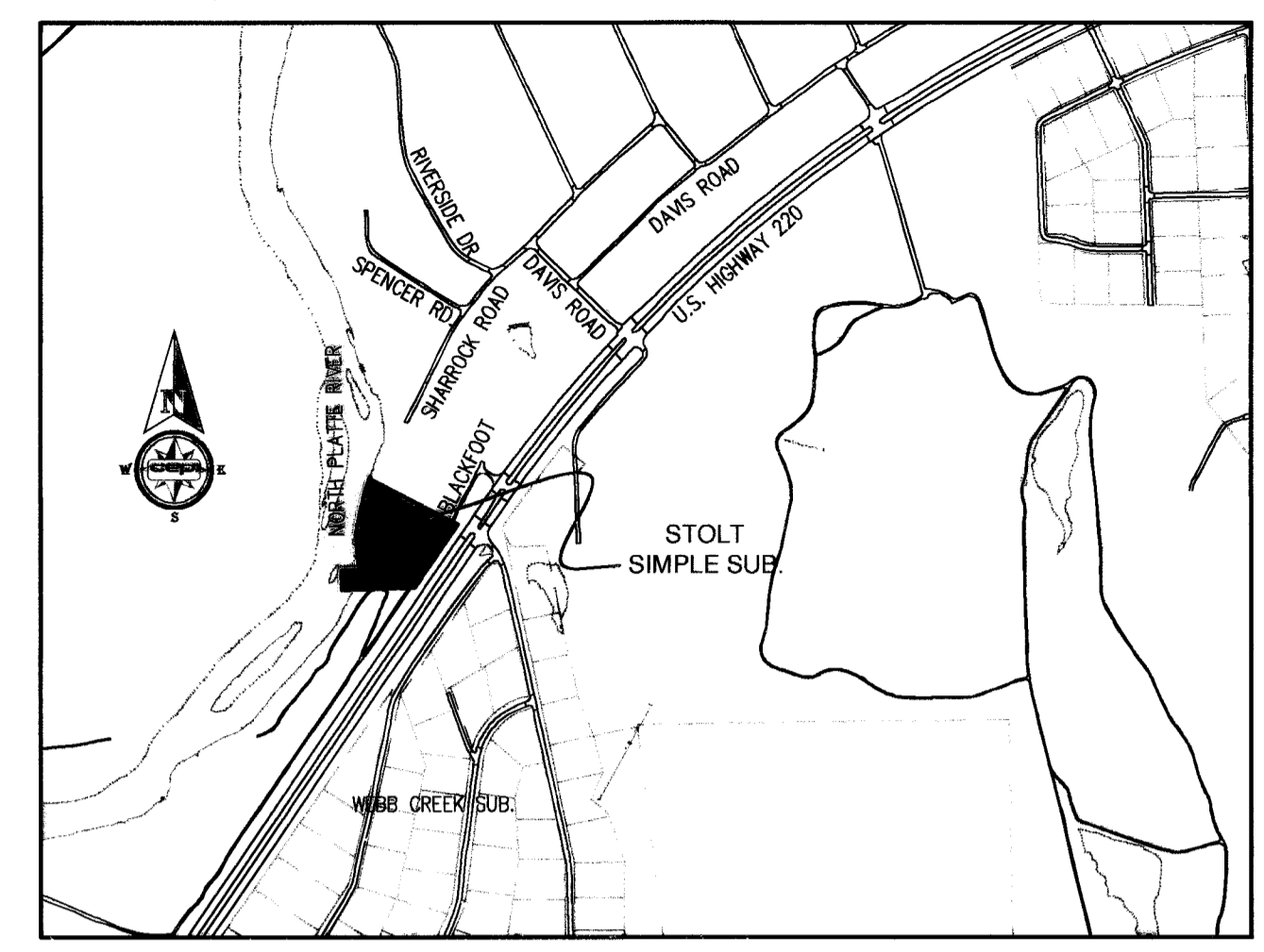
GARY HAGEN -
 TRUSTEE IRMA H. STOLT
 LIVING TRUST
 DATED APRIL 16, 2017
 4310 PLUMA DRIVE
 CASPER, WYOMING 82604

Gary Hagen
 GARY HAGEN - TRUSTEE
 IRMA H. STOLT LIVING TRUST
 DATED APRIL 16, 2017

THE FOREGOING INSTRUMENT WAS ACKNOWLEDGED BEFORE ME BY GARY HAGEN, TRUSTEE UNDER THE IRMA H. STOLT LIVING TRUST, DATED APRIL 16, 2017, THIS 10th DAY OF November, 2017.

WITNESS MY HAND AND OFFICIAL SEAL.
 MY COMMISSION EXPIRES 3/28/20

William R. Schuler
 NOTARY PUBLIC




VICINITY MAP
 NO SCALE

CERTIFICATE OF SURVEYOR

STATE OF WYOMING }
 COUNTY OF NATRONA }

KNOW ALL MEN BY THESE PRESENTS: THAT I, WILLIAM R. FEHRINGER, DO HEREBY CERTIFY THAT I PREPARED THIS PLAT FROM AN ACTUAL AND ACCURATE SURVEY OF THE LAND AND THAT THE CORNER MONUMENTS SHOWN THEREON WERE PROPERLY PLACED UNDER MY DIRECT SUPERVISION, IN ACCORDANCE WITH THE SUBDIVISION REGULATIONS OF NATRONA COUNTY.



THE FOREGOING INSTRUMENT WAS ACKNOWLEDGED BEFORE ME BY WILLIAM R. FEHRINGER, THIS 7th DAY OF NOVEMBER, 2017.

WITNESS MY HAND AND OFFICIAL SEAL.
 MY COMMISSION EXPIRES 3-29-20

Das Heist
 NOTARY PUBLIC

CERTIFICATE OF SIMPLE SUBDIVISION APPROVAL

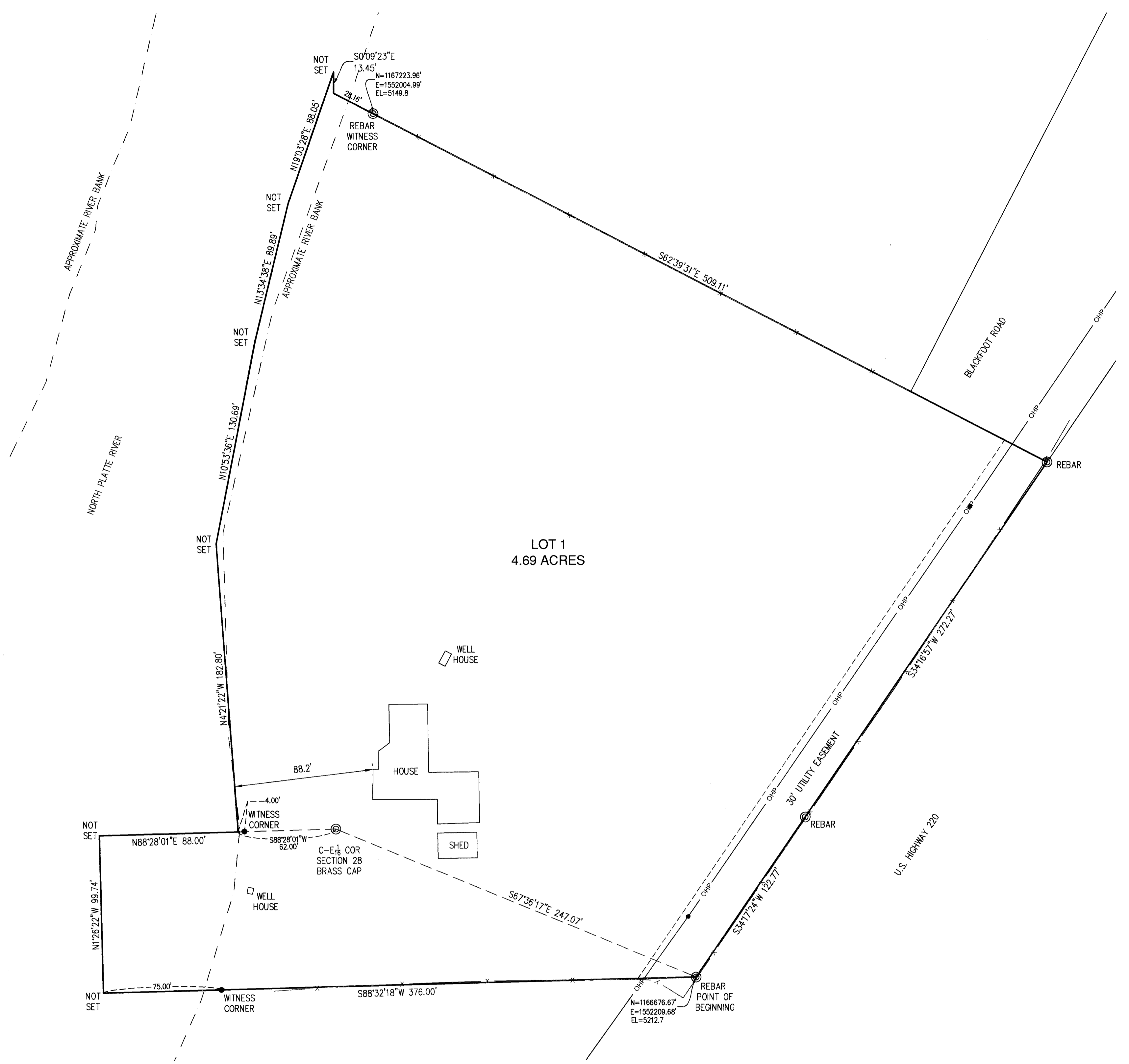
I, DO HEREBY CERTIFY THAT THIS SIMPLE SUBDIVISION HAS BEEN EXAMINED BY ME AND FOUND TO COMPLY WITH THE REGULATIONS FOR NATRONA COUNTY, WYOMING, AND IS THEREFORE APPROVED FOR RECORDING.

Jane Johnson 12-7-17 COUNTY PLANNER/DATE
William R. Fehring 12/04/2017 COUNTY SURVEYOR/DATE
Kellyn D. Williams 11/14/17 HEALTH OFFICER/DATE

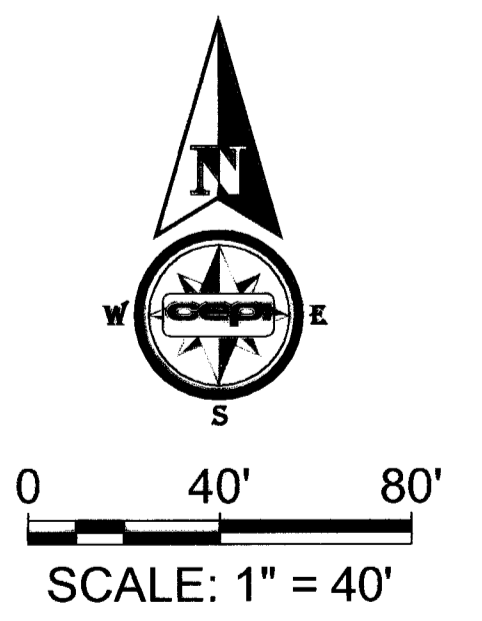
**MARGUERITE HARDY AND TIM HARDY
 JOINT REVOCABLE LIVING TRUST
 7475 STATE HIGHWAY 220
 CASPER, WY 82604**

STOLT SIMPLE SUBDIVISION

BEING A PORTION OF THE S½ & N½ SE¼
 SECTION 28 T.33N., R.80W., 6TH P.M.
 NATRONA COUNTY, WYOMING
 OCTOBER, 2017
 W.O. #17-219



- NOTES**
1. ERROR OF CLOSURE EXCEEDS 1:327,893.
 2. BASIS OF BEARINGS IS THE WYOMING STATE PLANE COORDINATE SYSTEM, EAST CENTRAL ZONE, NAD 1983/86.
 3. THE CONVERGENCE ANGLE AT THE POINT OF BEGINNING IS 0°36'26.215", AND THE COMBINED FACTOR IS 0.9997560.
 4. ALL DISTANCES ARE GROUND.
 5. NO PUBLIC WATER SYSTEM PROVIDED.
 6. NO PUBLIC SEWER SYSTEM PROVIDED.



- LEGEND**
- SET MONUMENT 5/8" REBAR & ALUMINUM CAP
 - ⊙ FOUND MONUMENT AS NOTED

M:\Land 2017\Survey\17-219 Stolt Simple Sub\Stolt Simple Subdivision.dwg, 11/7/2017, Bill



Downtown Parking Facilities – Annual Report

August 15, 2018

Review of Use

- Total revenue increased by **22%** over previous year
- Hourly revenue increased this year by **64%**
 - 100% attributable to Eclipse hourly parking
 - Hourly parking in garage is not utilized regularly – only during jury trials
 - 1 of 2 hourly ticket arms did not work for the full year
 - Lack of 2 Hour street enforcement – no reason to pay for hourly parking when free on street and there is inconsistent enforcement
- Monthly Customers remain our bread and butter, accounting for over 94% of revenue
- 1st and Center lot remains at capacity; waiting list of 10+ customers

1st & Center

Monthly: 55 occupied/ 55 = 100%

Garage

Monthly: 250 occupied/275 = 91%

- Excludes roof & Wy. National Apartments (free)

Frequent Questions/Complaints

“Someone parked in my assigned space”

This complaint is something we used to hear often. In the past, we painted on “Hourly” & “Reserved” signs to each space using stencils. The issue has all but disappeared since that implementation.

“It’s dark and unsafe”

Staff and management are working with City staff to help remedy this problem in the most cost effective manner possible.

Recommendation

On Street Parking

- Install signage in pockets of downtown with No Two Hour parking limit (Bank of Wes/David S. of Midwest, Midwest between Davis/Ash)
- Consistently enforce 2 Hour parking limit

Security System

- Poor image quality results in lack of ability to identify license plates or faces
- Lack of cameras to cover full facility – DDA provided estimate to upgrade camera system and add new cameras in additional areas.

Lighting

- Dated lighting system leads to frequent bulb outage
- Expensive bulb replacement
- High utility costs
- Safety concerns
 - Provided a trial area of new LED bulbs with 3x the current output. Working with city to implement this throughout entire garage.

Security

- After hours trespassers
- **Inadequate camera system**
 - Current system has low resolution (megapixels), which make it very difficult to zoom in or get any real clarity of trespasser's or even license plates. Camera locations are limited and leave many "blind" spots. It is recommended that we look at enhancing the number of cameras, as well as the quality.
 - – currently working updated plan with city

Elevators

- Water seepage into mechanical rooms from exterior – previous repairs (caulking the exterior) have begun to fail and leaks continue.
- Lack of proper security system makes investigating elevator vandalism impossible
- Lack of ability to clean interior of shaft without KONE supervision

Bathrooms

- Lack of ability to adjust open and close times for special events
- Inconsistent cleaning schedule from city (once per week)

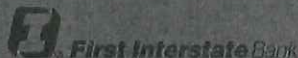
All in all, the operations and usage of the Parking Garage has improved tremendously over the course of the last few years. This is evident by the increased occupancy, which has resulted in increased revenue. We feel we are well positioned with staffing, resources, and customer relations to continue to successfully operate this asset for the betterment of downtown and our community.

Improvements to the lighting and security system would enhance the customer experience, provide for the health and safety of our community members, and continue to help strengthen downtown and address parking concerns by making the garage more inviting to all. Detailed specifications and cost estimates have been provided to city staff.

1527

Downtown Development Authority

Parking Garage
341 W. Yellowstone Hwy.
Casper, WY 82601
307.235.6710



888.752.3348
www.firstinterstatebank.com
93.168/929

FD-1040 (Rev. 10-16-10)
© 2010 First Interstate Bank

8/13/2018

PAY TO THE
ORDER OF

City of Casper Business Services

\$ **996.00

Nine Hundred Ninety-Six and 00/100

DOLLARS

City of Casper Business Services
Finance Division
200 North David Street
Casper, WY 82601

Two Signatures Required

AUTORIZED SIGNATURE

MEMO

2018 Parking Garage 10% profit share

⑈001527⑈ ⑈092901683⑈0100130293⑈

Downtown Development Authority

1527

City of Casper Business Services

8/13/2018

Date	Type	Reference	Original Amt.	Balance Due	Discount	Payment
8/13/2018	Bill		996.00	996.00		996.00
					Check Amount	996.00

FIB - Parking Garage 2018 Parking Garage 10% profit share 996.00

Security Features: Details on back

Downtown Development Authority Parking Garage
Profit & Loss
 July 2017 through June 2018

	Jul '17 - Jun 18
Income	
Parking Fees	
Parking Garage	109,967.00
1st & Center	21,595.00
Daily Parking	8,419.45
Parking Fees - Other	203.00
Total Parking Fees	140,184.45
Validation Incentive Program	
Parking Validations	370.00
Total Validation Incentive Program	370.00
Commission (Vending Machines)	338.15
Interest Income	23.25
Total Income	140,915.85
Gross Profit	140,915.85
Expense	
Bank Service Charges	4.00
Administrative	
Office Staff	
Exec. Director - Alloc. from DDA	9,800.04
Administrative Office	41,266.74
Total Office Staff	51,066.78
Garage Staff Payroll Expense	
Payroll Expense	23,882.50
Payroll Taxes - FICA & Medicare	5,259.32
Payroll Expenses - WC/SUTA/FUTA	1,220.71
Garage Staff Payroll Expense - Other	3,600.00
Total Garage Staff Payroll Expense	33,962.53
Total Administrative	85,029.31
OPERATIONS	
Bad Debt Expense	323.81
Web Development / Support	1,000.00
Mail / Postage	508.86
Software Subscriptions	264.73
Bank Fees	810.82
Office Automation	2,165.64
Utilities	16,001.29
Landscaping, Repairs / Maint.	2,124.83
Equip. & Supplies	
Office	327.60
Parking Garage	1,716.41
Equip. & Supplies - Other	563.09
Total Equip. & Supplies	2,607.10
Special Projects	6,420.00
Insurance (Liability)	2,500.00
Parking Structure Rent	3,993.00
DDA Oper Costs - Allocated	7,200.00
Total OPERATIONS	45,920.08
Total Expense	130,953.39
Net Income	9,962.46

Downtown Development Authority Parking Garage Profit & Loss Prev Year Comparison

July 2017 through June 2018

	Jul '17 - Jun 18	Jul '16 - Jun 17	\$ Change	% Change
Income				
Uncategorized Income	0.00	0.00	0.00	0.0%
Parking Fees				
Parking Garage	109,967.00	87,260.37	22,706.63	26.0%
1st & Center	21,595.00	22,050.00	-455.00	-2.1%
Daily Parking	8,419.45	5,113.10	3,306.35	64.7%
Parking Fees - Other	203.00	298.40	-95.40	-32.0%
Total Parking Fees	140,184.45	114,721.87	25,462.58	22.2%
Validation Incentive Program				
Parking Validations	370.00	360.00	10.00	2.8%
Total Validation Incentive Program	370.00	360.00	10.00	2.8%
Commission (Vending Machines)	338.15	341.31	-3.16	-0.9%
Interest Income	23.25	13.10	10.15	77.5%
Total Income	140,915.85	115,436.28	25,479.57	22.1%
Gross Profit	140,915.85	115,436.28	25,479.57	22.1%
Expense				
Bank Service Charges	4.00	0.00	4.00	100.0%
Administrative				
Office Staff				
Exec. Director - Alloc. from DDA	9,800.04	9,800.00	0.04	0.0%
Administrative Office	41,266.74	31,200.00	10,066.74	32.3%
Total Office Staff	51,066.78	41,000.00	10,066.78	24.6%
Garage Staff Payroll Expense				
Payroll Expense	23,882.50	25,994.93	-2,112.43	-8.1%
Payroll Taxes - FICA & Medicare	5,259.32	4,727.32	532.00	11.3%
Payroll Expenses - WC/SUTA/FUTA	1,220.71	1,616.01	-395.30	-24.5%
Garage Staff Payroll Expense - Other	3,600.00	4,600.00	-1,000.00	-21.7%
Total Garage Staff Payroll Expense	33,962.53	36,938.26	-2,975.73	-8.1%
Total Administrative	85,029.31	77,938.26	7,091.05	9.1%
OPERATIONS				
Bad Debt Expense	323.81	0.00	323.81	100.0%
City Profit Sharing	0.00	145.50	-145.50	-100.0%
Web Development / Support	1,000.00	0.00	1,000.00	100.0%
Advertising / Promotion	0.00	475.00	-475.00	-100.0%
Mail / Postage	508.86	380.00	128.86	33.9%
Software Subscriptions	264.73	0.00	264.73	100.0%
Accounting and Legal	0.00	300.00	-300.00	-100.0%
Bank Fees	810.82	691.50	119.32	17.3%
Office Automation	2,165.64	1,550.00	615.64	39.7%
Utilities	16,001.29	15,826.44	174.85	1.1%
Landscaping, Repairs / Maint.	2,124.83	3,305.00	-1,180.17	-35.7%
Equip. & Supplies				
Office	327.60	0.00	327.60	100.0%
Parking Garage	1,716.41	0.00	1,716.41	100.0%
Equip. & Supplies - Other	563.09	1,876.34	-1,313.25	-70.0%
Total Equip. & Supplies	2,607.10	1,876.34	730.76	39.0%
Special Projects	6,420.00	0.00	6,420.00	100.0%
Building Repairs / Maintenance	0.00	523.79	-523.79	-100.0%
Insurance (Liability)	2,500.00	2,500.00	0.00	0.0%
Parking Structure Rent	3,993.00	3,993.00	0.00	0.0%
DDA Oper Costs - Allocated	7,200.00	7,200.00	0.00	0.0%
Total OPERATIONS	45,920.08	38,766.57	7,153.51	18.5%
Total Expense	130,953.39	116,704.83	14,248.56	12.2%
Net Income	9,962.46	-1,268.55	11,231.01	885.3%

City of Casper
Optional 1% and State Shared Sales Tax Receipts
16.7% of Fiscal Year 2019 has Lapsed

For FY19 we are currently at 16.7% of the budget year.

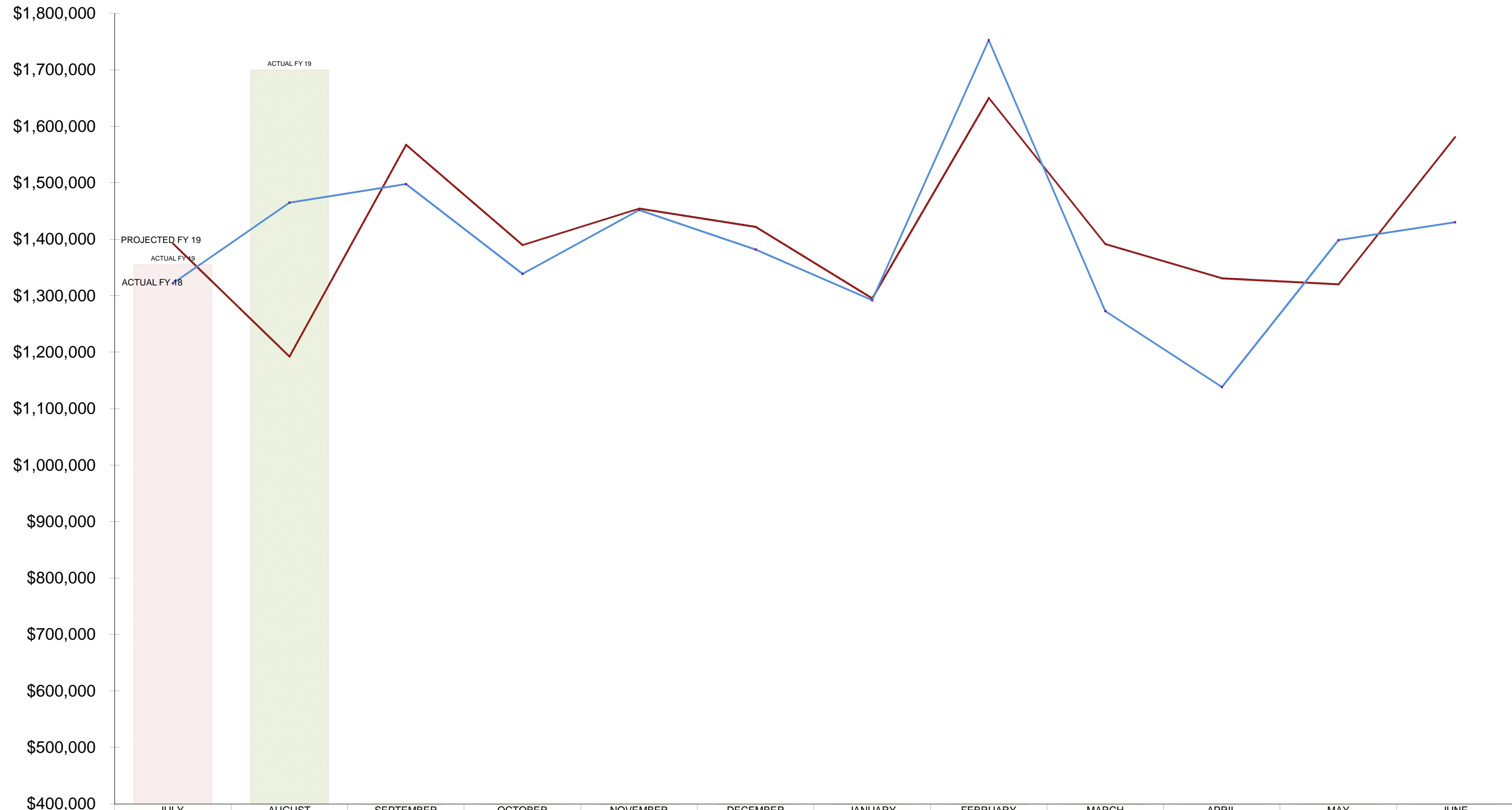
General Fund is up 18.17% from projected year to date which is at 18.01% of budget.

1%15 is up 17.09% from projected year to date which is at 26.70% of budget.

State Shared Sales Tax

	<u>Date Received</u>	<u>Amount Received</u>	<u>Amount Budgeted</u>	<u>Actual-Budget</u>	<u>Percent of Annual Budget</u>
FY 2019 General Fund	7/11/2018	\$ 1,355,126	\$ 1,392,677	\$ (37,551)	7.99%
	8/10/2018	1,699,738	1,192,521	507,217	18.01%
	September		1,567,449		
	October		1,390,021		
	November		1,424,556		
	December		1,422,263		
	January		1,295,497		
	February		1,650,435		
	March		1,391,568		
	April		1,331,060		
	May		1,320,528		
	June		1,581,253		
	Total FY 2019		<u>\$ 3,054,864</u>	<u>\$ 16,959,827</u>	<u>\$ 469,666</u>
FY 2019 1%15	Optional One Cent 15% Tax				
	7/11/2018	\$ 1,155,657	\$ 1,185,430	(29,773)	11.98%
	8/10/2018	1,420,883	1,015,060	405,823	26.70%
	September		1,334,193		
	October		1,183,169		
	November		1,212,564		
	December		1,210,613		
	January		1,102,712		
	February		1,404,830		
	Total FY 2019		<u>\$ 2,576,540</u>	<u>\$ 9,648,571</u>	<u>\$ 376,050</u>
FY 2019 1%16	Optional One Cent 16% Tax				
	March		1,184,486		
	April		1,132,982		
	May		1,124,017		
	June		1,345,943		
Total FY 2019		<u>\$ -</u>	<u>\$ 4,787,429</u>	<u>\$ -</u>	
Total		<u><u>\$ 5,631,404</u></u>	<u><u>\$ 31,395,827</u></u>	<u><u>\$ 845,716</u></u>	

Sales Tax FY 2019 Versus Projection and Prior Year



	JULY	AUGUST	SEPTEMBER	OCTOBER	NOVEMBER	DECEMBER	JANUARY	FEBRUARY	MARCH	APRIL	MAY	JUNE
ACTUAL FY 19	\$1,355,126	\$1,699,738	\$-	\$-	\$-	\$-	\$-	\$-	\$-	\$-	\$-	\$-
PROJECTED FY 19	\$1,392,677	\$1,192,521	\$1,567,449	\$1,390,021	\$1,454,556	\$1,422,263	\$1,295,497	\$1,650,435	\$1,391,568	\$1,331,060	\$1,320,528	\$1,581,253
DIFFERENCE ACTUAL VS PROJECTED FY18	\$(37,551)	\$507,217										
ACTUAL FY 18	\$1,322,069	\$1,465,061	\$1,497,903	\$1,338,806	\$1,452,050	\$1,381,944	\$1,292,009	\$1,752,835	\$1,272,931	\$1,138,351	\$1,398,527	\$1,430,212

	ACTUAL FY 18	PROJECTED FY 19	ACTUAL FY 19
YTD TOTAL	\$ 2,787,130	\$ 2,585,198	\$ 3,054,864
YTD VARIANCE	\$ 267,734	\$ (201,932)	\$ 469,666
		% Difference	In Dollars
CHANGE FROM FY19 PROJECTED TO FY19 ACTUAL-SAME MONTH		42.53%	\$507,217
CHANGE FROM FY19 PROJECTED TO FY19 ACTUAL-YEAR TO DATE		18.17%	\$469,666
CHANGE FROM FY19 ACTUAL TO FY19 ACTUAL-SAME MONTH		16.02%	\$234,677
CHANGE FROM FY18 ACTUAL TO FY19 ACTUAL-YEAR TO DATE		9.61%	\$267,734

July 24th, 2018

To: City of Casper

Attn: Dan Elston

From: Marvin Piel

Re: First and Center Street Bldg.

Miguel Leotta, my architect was told that the building had to have a 4' stairwell. I assume that was because originally we had hoped to have a restaurant on the 9th floor. The architect's bid was approximately \$1,000,000 to have the stairwell installed. We are eliminating the 8th and 9th floor.

It was opened previously as offices, and we would simply like to open it again as offices. Our stairwell presently is a 3 ft. stairwell, which is exactly the same size as First Interstate Bank which has 8 floors. Your parking structure has only 41" stairwells and in fact, there are many buildings downtown that do not fit the 4' criteria.

I don't understand why our building is the only one that has to adhere to the 2018 building statute.

Thank you for your consideration.

Sincerely,

Marvin Piel

August 13, 2018

Marvin Piel
100 N. Center Street
Casper, WY 82601

Dan Elston, Building Code Official
Mark Harshman, Fire Marshal
City of Casper
200 N. David St.
Casper, WY 82601

Mr. Piel,

Thank you for your letter of July 24, 2018, regarding your property located at 100 N. Center St., in Casper Wyoming.

Our job as code officials is to ensure the safety of the occupants, in buildings such as yours located at 100 N. Center St. As you are aware, this building has been vacant for a number of years prior to your purchase of the property. Your remodel of the building is admirable and we stand ready to review your architects stamped building plans.

Architects are very good at taking a conceptual use of a building and utilizing a jurisdictions adopted codes, to develop a code compliant set of plans for a building. We will review your architects stamped plans and submit our comments to you and your architect.


To clarify our role, we do not design buildings and their life safety sub-systems. We review licensed architects and engineers plans for code compliance.

We are looking forward to reviewing your stamped plans when submitted.

Sincerely,



Dan Elston, Building official
City of Casper



Mark Harshman, Fire Marshal
City of Casper

RE/MAX
The Group

Natrona County
Real Estate Market Report
July 2018



1st In Sales for the Past 18 Years

RE/MAX[®] The Group

HOME TO HARDWORKING AGENTS



Charlie Shopp
(307) 473-8330



Jamie Shopp
(307) 473-8325



Nicole Briggs
Shopp Assistant



Alisha Collins
(307) 247-1806



Lindsey Svejkovsky
Alisha Collins
Assistant



Terri Sossaman
(307) 267-7103



Paul Hack
(307) 258-8556



Ruth Parris
(843) 290-5300



Brad Ressler
(307) 251-4141



Jerry Ressler
(307) 258-4822



Bill Lyons
(307) 473-8359



Tracie Calkin
(307) 267-5755



Karleen Brock
(307) 259-3484



Jennifer Gladson (307) 259-5074
John Lichty (307) 262-1648
Ron Roth (307) 247-2409
Stacia Vigneri (307) 258-4329
Jim Arrowood (307) 315-6033



Ginger Eaton
(307) 262-7424



Ashley Soffe
(307) 262-5132



Vernon Frederiksen
(307) 473-8322



Rebecca Sedar
(307) 262-7670



Peter Greiner
(307) 262-1454



Mary McGill
(307) 259-7177



Linda Crabb
(307) 473-8317



Doug Tyson
(307) 277-6153



Todd Kittel
(307) 259-1549



Mary England
(307) 259-1875



Cathryn Smith
(307) 315-5826



Sarah Jackson
(307) 267-3707

JULY 2018 RESIDENTIAL MARKET REPORT RECAP



RESIDENTIAL REPORT HIGHLIGHTS

- MLS Sales Volume is up 7.7% 2018 YTD over the same period in 2017 (\$180,706,865 YTD 2018 vs. \$167,776,111 YTD 2017)
- MLS Avg Sales Price is down 2.8% 2018 YTD over the same period in 2017 (\$212,346 YTD 2018 vs. \$218,383 YTD 2017)
- # of MLS Listings is down 8.1% 2018 YTD over the same period in 2017 (1241 YTD 2018 vs. 1351 YTD 2017)
- # of MLS Sold Listings is up 10.9% over the same period in 2017 (851 YTD 2018 vs. 767 YTD 2017)
- Current Absorption Rate is 87.92 Units per Month
- Current Months Supply on Market is 5.40
- New construction accounts for 4.5% of the Sold Listings YTD in 2018 (38 new construction units sold 2018 YTD). New construction accounted for 8.6% of the Sold Listings for the same period in 2017 (66 new construction units sold 2017 out of 764 total units YTD sold for the same period.)

2018 YTD BY THE NUMBERS

- MLS Average Sale Price—\$212,346
- RE/MAX Average Sales Price—\$206,560
- MLS Number of Listings—1241
- MLS Homes Sold—851
- MLS Sold Volume—\$180,706,865
- RE/MAX Average Days on Market—100
- MLS Average Days on Market—116

CASPER'S TOP 5 OFFICES 2018 YTD BY RESIDENTIAL SALES VOLUME

- RE/MAX The Group—\$62,432,412 (*Total Volume \$74,634,920)
- Real Estate Leaders—\$61,303,792 (*Total Volume \$65,531,992)
- The Legacy Group—\$43,986,514 (*Total Volume \$58,332,914)
- Lisa Burridge—\$37,544,801 (*Total Volume \$39,005,601)
- Edgeworth Real Est—\$26,922,824 (*Total Volume \$36,049,324)

*Denotes All Sales in MLS including both Sold and Listed Units in all Classes.

RE/MAX
The Group

1st In Sales for the Past 18 Years

This information is based on data supplied by the Casper MLS. Casper MLS and RE/MAX The Group are not responsible for its accuracy. This data may not reflect all real estate activity.

Natrona County Residential Real Estate Market Report-July 31, 2018

Residential Market	Jan	Feb	Mar	Apr	May	Jun	Jul	Aug	Sept	Oct	Nov	Dec	Total/Avg.
2018 Avg Sales Price	\$205,017	\$196,849	\$204,250	\$225,839	\$198,328	\$220,710	\$224,926						\$212,346
2017 Avg Sales Price	\$208,931	\$226,367	\$217,499	\$209,658	\$223,229	\$221,465	\$221,530	\$212,625	\$212,676	\$221,106	\$224,582	\$216,851	\$218,039
2016 Avg Sales Price	\$233,097	\$232,475	\$211,450	\$214,881	\$220,202	\$227,504	\$229,161	\$236,191	\$224,346	\$243,304	\$209,601	\$215,499	\$224,727
2018 Homes Listed	144	134	193	208	238	201	123						1241
2017 Homes Listed	144	158	197	168	236	229	219	189	182	155	124	93	2094
2016 Homes Listed	144	144	174	257	220	210	183	184	166	132	123	90	2027
2018 Homes Sold	95	82	116	126	136	145	151						851
2017 Homes Sold	71	84	120	108	126	151	107	142	115	125	124	91	1364
2016 Homes Sold	68	77	111	106	116	149	128	111	147	112	90	110	1325
2018 Sales Volume	\$19,476,698	\$16,141,669	\$23,693,107	\$28,455,793	\$26,972,715	\$32,002,967	\$33,963,916						\$180,706,865
2017 Sales Volume	\$167,776,111	\$19,014,837	\$26,099,895	\$22,643,158	\$28,126,927	\$33,441,282	\$23,703,774	\$30,095,177	\$24,457,835	\$27,436,159	\$27,906,567	\$19,733,450	\$450,435,172
2016 Sales Volume	\$15,850,642	\$17,900,583	\$23,471,047	\$22,777,449	\$25,518,689	\$33,898,144	\$29,332,639	\$26,217,256	\$32,978,919	\$27,250,100	\$18,864,143	\$23,704,947	\$297,764,558

NATRONA COUNTY RESIDENTIAL MARKET by Price

Price Range (\$1,000s)	SOLD YTD			PENDING			ACTIVE		
	Total Sold	Market Share	DOM	Total Pending	Market Share	DOM	Total Active	Market Share	DOM
\$ 0 - <\$50	22	2.59%	98	3	1.71%	45	8	1.68%	70
\$50 - <\$100	57	6.70%	97	9	5.14%	42	19	4.00%	82
\$100 - <\$150	151	17.74%	91	21	12.00%	46	36	7.58%	67
\$150 - <\$200	216	25.38%	96	40	22.86%	40	80	16.84%	66
\$200 - <\$250	156	18.33%	90	35	20.00%	50	71	14.95%	62
\$250 - <\$300	106	12.46%	111	37	21.14%	47	70	14.74%	104
\$300 - <\$350	61	7.17%	107	7	4.00%	40	56	11.79%	99
\$350 - <\$400	45	5.29%	134	10	5.71%	51	49	10.32%	113
\$400 - <\$450	16	1.88%	139	3	1.71%	29	20	4.21%	117
\$450 - <\$500	11	1.29%	132	3	1.71%	44	20	4.21%	166
\$500+	10	1.18%	184	7	4.00%	69	46	9.68%	119
TOTALS	851	100.00%	116	175	100.00%	46	475	100.00%	97
Average Sold Price			\$212,346	Average Pending Price		\$240,993	Average Active Price		\$306,367
Maximum Sold Price			\$830,000	Maximum Pending Price		\$875,000	Maximum Active Price		\$1,850,000
Minimum Sold Price			\$14,500	Minimum Pending Price		\$10,000	Minimum Active Price		\$24,900

RE/MAX THE GROUP RESIDENTIAL SOLD UNITS by Price

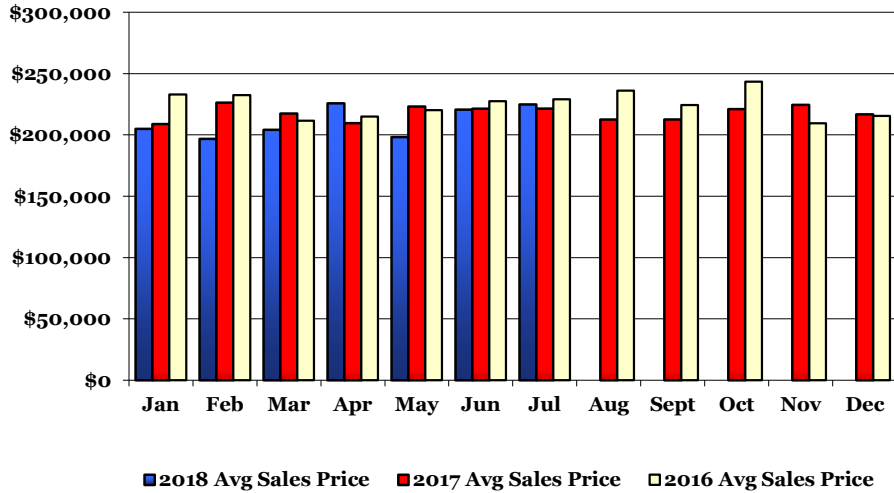
Price Range (\$1,000s)	TOTAL SOLD UNITS				SOLD UNITS - SOLD BY REMAX			SOLD UNITS - LISTED BY REMAX		
	Total Sold	Market Share/ Price Range	DOM	TOTAL RE/MAX Market Share	Sold by RE/MAX	Market Share	DOM	Listed by RE/MAX	Market Share	DOM
\$ 0 - <\$50	2	4.55%	77	0.12%	1	0.12%	27	1	0.12%	126
\$50 - <\$100	32	28.07%	92	1.88%	20	2.35%	73	12	1.41%	124
\$100 - <\$150	63	20.86%	82	3.70%	32	3.76%	89	31	3.64%	75
\$150 - <\$200	76	17.59%	96	4.47%	43	5.05%	96	33	3.88%	97
\$200 - <\$250	55	17.63%	78	3.23%	26	3.06%	74	29	3.41%	82
\$250 - <\$300	22	10.38%	105	1.29%	11	1.29%	88	11	1.29%	121
\$300 - <\$350	25	20.49%	115	1.47%	9	1.06%	103	16	1.88%	122
\$350 - <\$400	15	16.67%	118	0.88%	7	0.82%	127	8	0.94%	110
\$400 - <\$450	7	21.88%	121	0.41%	2	0.24%	104	5	0.59%	128
\$450 - <\$500	4	18.18%	132	0.24%	3	0.35%	113	1	0.12%	188
\$500+	3	15.00%	72	0.18%	1	0.12%	78	2	0.24%	69
TOTALS	304	17.86%	100	17.86%	155	18.21%	88	149	17.51%	113
Average Sold Price			\$201,213	--	Average Sold Price		\$195,937	Average Sold Price		\$215,182
Maximum Sold Price			\$612,500	--	Maximum Sold Price		\$640,000	Maximum Sold Price		\$585,000
Minimum Sold Price			\$25,600	--	Minimum Sold Price		\$27,500	Minimum Sold Price		\$23,700

This information is based on data supplied by the Casper MLS. Casper MLS and RE/MAX The Group are not responsible for accuracy. This data may not reflect all real estate activity.

Natrona County Residential Real Estate Market Report

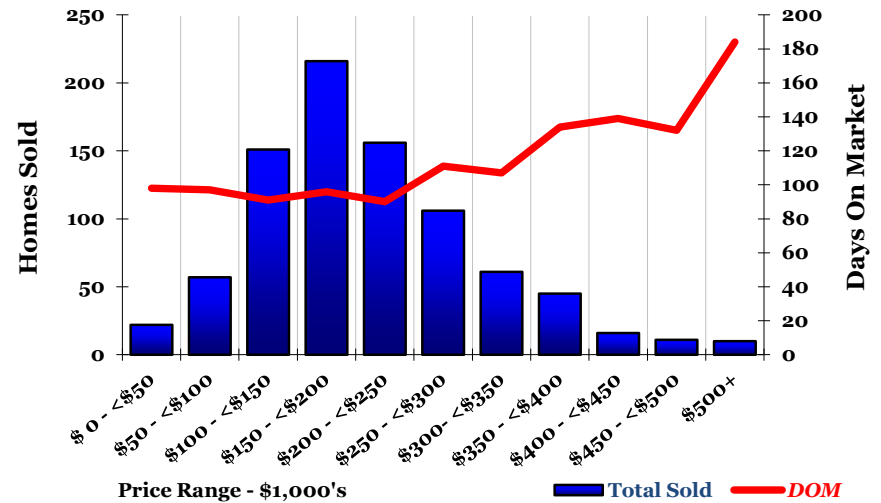
Report as of July 31, 2018

2016-2018 Natrona County Average Residential Sales Price

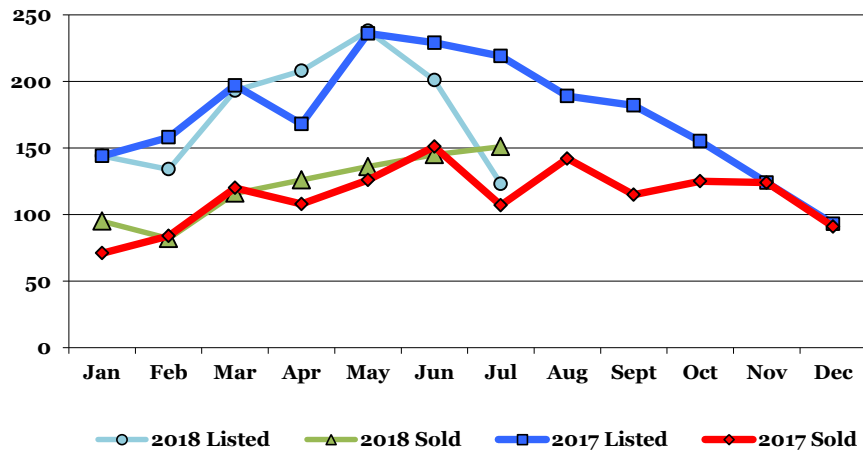


2018 Residential Homes Sold & Days on Market by Price Range

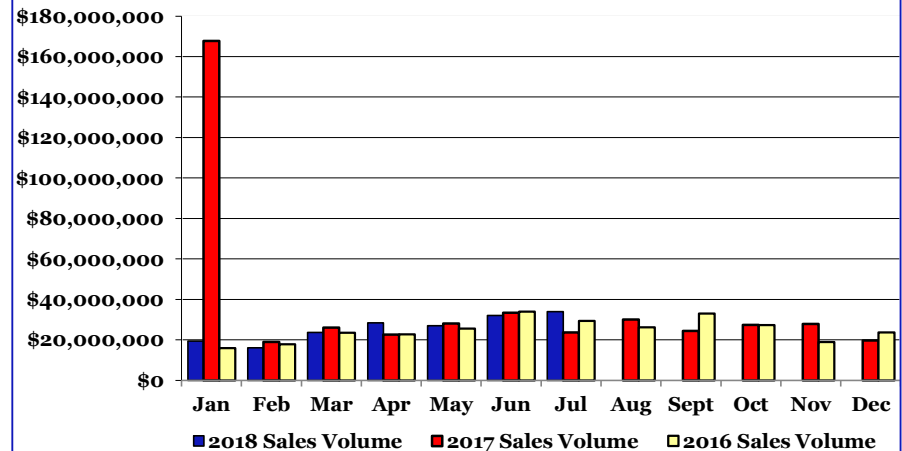
January 1, 2018 - July 31, 2018



2017-2018 Natrona County Homes Listed vs. Homes Sold



2016-2018 Natrona County Total Residential Sales Volume



This information is based on data supplied by the Casper Multiple Listing Service. Casper MLS and RE/MAX The Group are not responsible for accuracy.

This data may not reflect all real estate activity. Copyright 2012 RE/MAX The Group



12 Month Trend Reports - As of July 31, 2018

Pricing Trend

Price Range (\$1,000s)	Sold Last 12 Months	Absorption Rate	Current Listings	Months Supply on Market
\$ 0 - <\$50	31	2.58	8	3.10
\$50 - <\$100	68	5.67	19	3.35
\$100 - <\$150	194	16.17	36	2.23
\$150 - <\$200	286	23.83	80	3.36
\$200 - <\$250	186	15.50	70	4.52
\$250 - <\$300	129	10.75	71	6.60
\$300 - <\$350	72	6.00	56	9.33
\$350 - <\$400	48	4.00	49	12.25
\$400 - <\$450	17	1.42	20	14.12
\$450 - <\$500	13	1.08	20	18.46
\$500+	11	0.92	46	50.18
TOTAL	1055	87.92	475	5.40

Area Trend

Area	Listed Last 12 Months	12 Month Avg List Price	Sold Last 12 Months	12 Month Avg Sales Price	DOM	Sale/List Price %	Current Listings	Absorption Rate	Months Supply on Market
Alcova	2	\$390,000	2	\$344,000	28	88.21%	2	0.17	12.00
Bar Nunn	6	\$227,500	57	\$243,696	86	107.12%	9	4.75	1.89
Central Casper	51	\$196,384	198	\$158,160	80	80.54%	64	16.50	3.88
East Casper	113	\$334,511	244	\$238,205	76	71.21%	122	20.33	6.00
Casper Mtn	10	\$238,680	9	\$231,867	49	97.15%	10	0.75	13.33
PV/Riverwest	35	\$272,637	112	\$190,240	79	69.78%	42	9.33	4.50
Rural East	8	\$728,738	6	\$317,500	59	43.57%	10	0.50	20.00
Rural North	0	\$0	3	\$165,250	121	0.00%	0	0.25	0.00
Rural South	2	\$721,500	2	\$399,500	44	55.37%	2	0.17	12.00
Rural West	23	\$425,248	24	\$322,457	96	75.83%	28	2.00	14.00
South Casper	41	\$403,444	95	\$236,365	82	58.59%	46	7.92	5.81
West Casper	51	\$251,510	199	\$195,715	83	77.82%	58	16.58	3.50
Evansville	22	\$263,573	48	\$205,818	67	78.09%	24	4.00	6.00
Mills/Mtn View	55	\$285,520	50	\$174,409	81	61.08%	57	4.17	13.68
Natrona Cty	1	\$380,000	6	\$128,233	61	33.75%	1	0.50	2.00
TOTAL	420	\$309,984	1055	\$207,696	79	67.00%	475	87.92	5.40

Home Style Trend

Home Style	Sold Last 12 Months	Absorption Rate	Current Listings	Months Supply on Market
1 1/2 Story	32	2.67	12	4.50
2 Story	83	6.92	69	9.98
Bi-Level	112	9.33	28	3.00
Bungalow	2	0.17	0	0.00
Cabin	5	0.42	5	12.00
Cape Cod	0	0.00	0	#DIV/0!
Condo	14	1.17	10	8.57
Contemporary	7	0.58	4	6.86
Cottage	1	0.08	0	0.00
Elevated Ranch	47	3.92	20	5.11
Four Level	44	3.67	22	6.00
Manufactured	15	1.25	9	7.20
Mobile	6	0.50	8	16.00
Modular	2	0.17	2	12.00
Other	2	0.17	4	24.00
Ranch	616	51.33	260	5.06
Soft Contemporary	0	0.00	0	#DIV/0!
Town Home	7	0.58	4	6.86
Tri-Level	40	3.33	14	4.20
Twin Home	20	1.67	4	2.40
TOTAL	1055	87.92	475	5.40

Housing Type Sold by Price Range - 2018 YTD

Housing Type / Price Range (\$1,000s)	Single Family	Single Family Rural	SF - To Be Built	Twin Home	Condo	Mobile/ Manufacture	Modular	Other	Totals
\$ 0 - <\$50	11	1			1	9			22
\$50 - <\$100	46				5	6			57
\$100 - <\$150	136	1		2	11	1			151
\$150 - <\$200	193	5		10	7	1			216
\$200 - <\$250	150	5				1			156
\$250 - <\$300	99	6					1		106
\$300- <\$350	52	9							61
\$350 - <\$400	42	3							45
\$400 - <\$450	9	6		1					16
\$450 - <\$500	9	2							11
\$500+	9	1							10
TOTAL	756	39	0	13	24	18	1	0	851

This information is based on data supplied by the Casper Multiple Listing Service. Casper MLS and RE/MAX The Group are not responsible for accuracy.

This data may not reflect all real estate activity. Copyright 2012 RE/MAX The Group

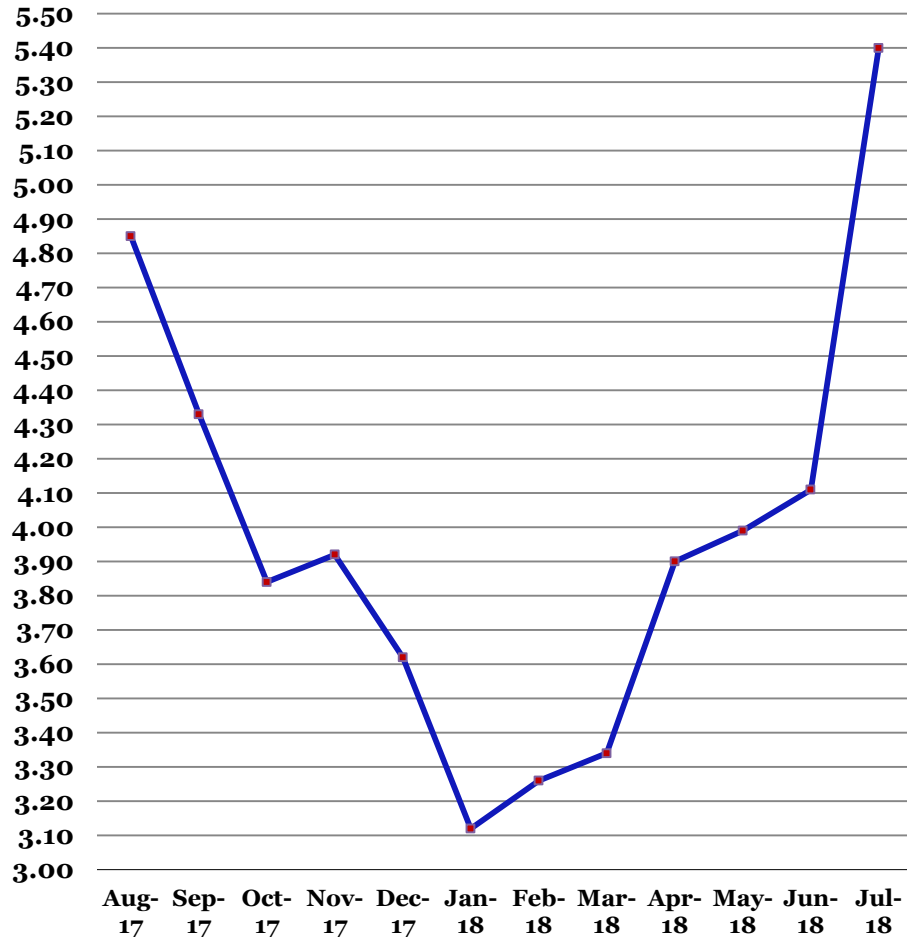
RE/MAX
The Group

Residential Months Supply on Market

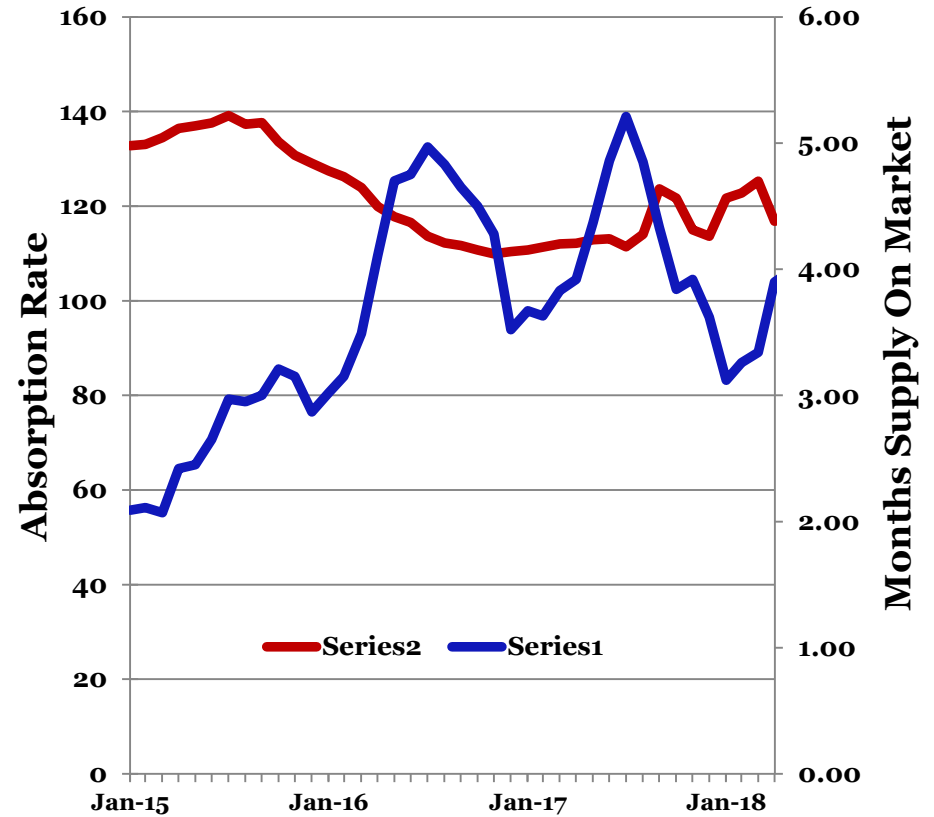
Including Absorption Rate - Report as of July 31, 2018

Month	Aug-17	Sep-17	Oct-17	Nov-17	Dec-17	Jan-18	Feb-18	Mar-18	Apr-18	May-18	Jun-18	Jul-18
Homes Sold in Last 12 Months	1369	1484	1460	1380	1364	1460	1473	1503	1402	1411	1403	1055
Absorption Rate	114.08	123.67	121.67	115.00	113.67	121.67	122.75	125.25	116.83	117.58	116.92	87.92
Homes Currently on Market	553	528	499	451	411	380	400	418	456	469	481	475
Months Supply on the Market	4.85	4.33	3.84	3.92	3.62	3.12	3.26	3.34	3.90	3.99	4.11	5.40

Residential Months Supply on Market
Short Term - 12 Month History



Residential Absorption Rate and Months Supply on Market - January 2015- July 2018



This information is based on data supplied by the Casper Multiple Listing Service. Casper MLS and RE/MAX The Group are not responsible for accuracy.

This data may not reflect all real estate activity. Copyright 2012 RE/MAX The Group



BIG 5 Competitive Analysis

Report Dates: January 1, 2018 - July 31, 2018

Homes Sold by Price Range & Current Market Share YTD

WITH NEW CONSTRUCTION

Casper	Price Range (\$1,000s)	RE/MAX		RE LEADERS		LEGACY		BURRIDGE		BROKER 1	
		Sold	Market Share	Sold	Market Share	Sold	Market Share	Sold	Market Share	Sold	Market Share
22	\$ 0 - <\$50	1	0.12%	2	0.24%	0	0.00%	5	0.59%	0	0.00%
57	\$50 - <\$100	20	2.35%	9	1.06%	3	0.35%	1	0.12%	4	0.47%
151	\$100 - <\$150	31	3.64%	21	2.47%	21	2.47%	14	1.65%	9	1.06%
216	\$150 - <\$200	44	5.17%	45	5.29%	30	3.53%	13	1.53%	12	1.41%
156	\$200 - <\$250	26	3.06%	37	4.35%	18	2.12%	14	1.65%	11	1.29%
106	\$250 - <\$300	11	1.29%	17	2.00%	8	0.94%	18	2.12%	9	1.06%
61	\$300- <\$350	9	1.06%	8	0.94%	13	1.53%	3	0.35%	2	0.24%
45	\$350 - <\$400	7	0.82%	10	1.18%	3	0.35%	3	0.35%	4	0.47%
16	\$400 - <\$450	2	0.24%	1	0.12%	5	0.59%	0	0.00%	1	0.12%
11	\$450 - <\$500	3	0.35%	1	0.12%	2	0.24%	2	0.24%	1	0.12%
10	500+	1	0.12%	2	0.24%	1	0.12%	5	0.59%	0	0.00%
851	Market Share %	155	18.21%	153	17.98%	104	12.22%	78	9.17%	53	6.23%

WITHOUT NEW CONSTRUCTION

Casper	Price Range (\$1,000s)	RE/MAX		RE LEADERS		LEGACY		BURRIDGE		BROKER 1	
		Sold	Market Share	Sold	Market Share	Sold	Market Share	Sold	Market Share	Sold	Market Share
22	\$ 0 - <\$50	1	0.12%	2	0.25%	0	0.00%	5	0.62%	0	0.00%
57	\$50 - <\$100	20	2.46%	9	1.11%	3	0.37%	1	0.12%	4	0.49%
151	\$100 - <\$150	31	3.81%	21	2.58%	21	2.58%	14	1.72%	9	1.11%
212	\$150 - <\$200	44	5.41%	45	5.54%	30	3.69%	11	1.35%	12	1.48%
148	\$200 - <\$250	24	2.95%	34	4.18%	18	2.21%	12	1.48%	10	1.23%
93	\$250 - <\$300	11	1.35%	16	1.97%	7	0.86%	10	1.23%	8	0.98%
55	\$300- <\$350	9	1.11%	8	0.98%	12	1.48%	3	0.37%	2	0.25%
43	\$350 - <\$400	6	0.74%	9	1.11%	2	0.25%	2	0.25%	4	0.49%
16	\$400 - <\$450	2	0.25%	1	0.12%	5	0.62%	0	0.00%	1	0.12%
8	\$450 - <\$500	3	0.37%	1	0.12%	2	0.25%	0	0.00%	0	0.00%
8	500+	1	0.12%	2	0.25%	1	0.12%	3	0.37%	0	0.00%
813	Market Share %	152	18.70%	148	18.20%	101	12.42%	61	7.50%	50	6.15%

This information is based on data supplied by the Casper Multiple Listing Service. Casper MLS and RE/MAX The Group are not responsible for accuracy.

This data may not reflect all real estate activity. Copyright 2012 RE/MAX The Group



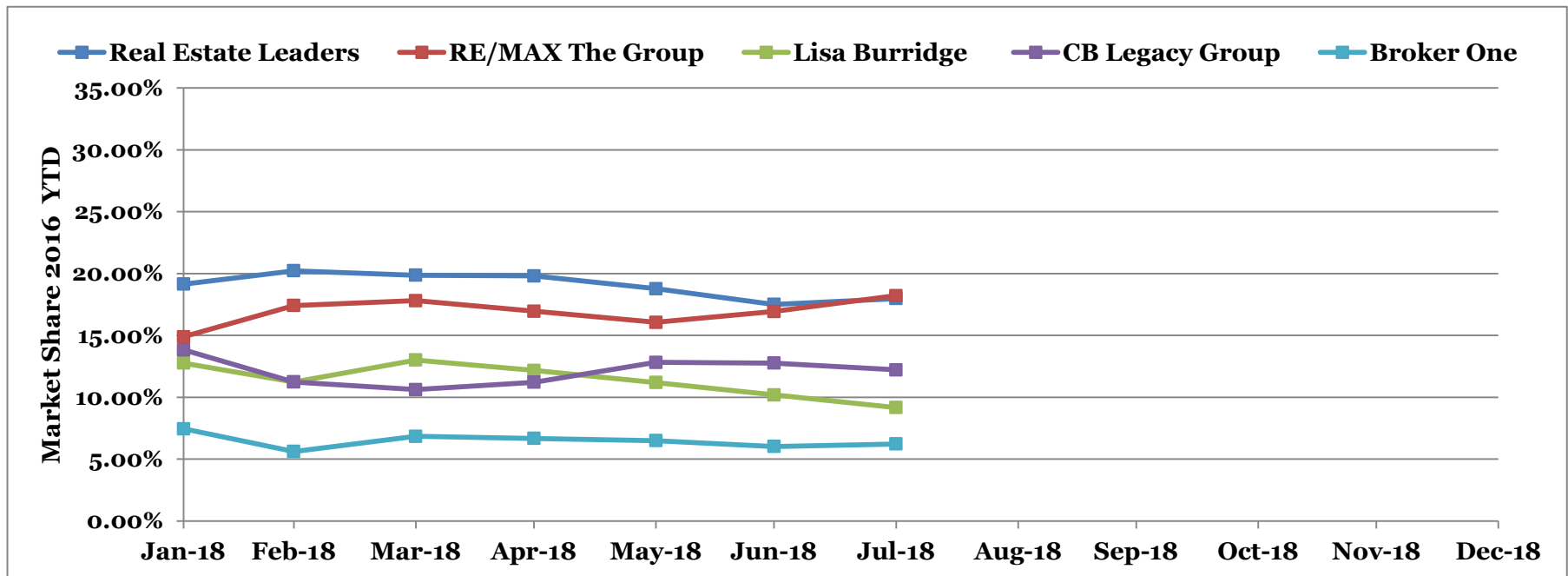
BIG 5 Market Share Analysis

Market Share 2017

Company	Jan-17	Feb-17	Mar-17	Apr-17	May-17	Jun-17	Jul-17	Aug-17	Sep-17	Oct-17	Nov-17	Dec-17
RE/MAX The Group	8.70%	13.73%	13.24%	15.26%	17.26%	17.38%	18.19%	17.31%	16.81%	17.73%	17.97%	17.96%
Real Estate Leaders	15.94%	11.11%	12.87%	12.63%	13.69%	12.96%	12.96%	13.45%	13.59%	14.06%	14.26%	14.22%
CB Legacy Group	10.14%	13.07%	11.76%	11.58%	11.11%	11.13%	11.13%	11.36%	11.63%	11.62%	11.51%	11.80%
Lisa Burrridge	14.49%	10.46%	11.76%	12.37%	12.30%	12.80%	12.96%	12.68%	12.61%	12.58%	12.29%	12.24%
Broker One	11.59%	10.46%	8.09%	8.95%	8.13%	7.93%	7.20%	6.95%	6.74%	6.55%	6.46%	6.38%

Market Share 2018

Company	Jan-18	Feb-18	Mar-18	Apr-18	May-18	Jun-18	Jul-18	Aug-18	Sep-18	Oct-18	Nov-18	Dec-18
RE/MAX The Group	14.89%	17.42%	17.81%	16.95%	16.06%	16.93%	18.21%					
Real Estate Leaders	19.15%	20.22%	19.86%	19.81%	18.77%	17.50%	17.98%					
CB Legacy Group	13.83%	11.24%	10.62%	11.22%	12.82%	12.77%	12.22%					
Lisa Burrridge	12.77%	11.24%	13.01%	12.17%	11.19%	10.19%	9.17%					
Broker One	7.45%	5.62%	6.85%	6.68%	6.50%	6.03%	6.23%					



This information is based on data supplied by the Casper Multiple Listing Service. Casper MLS and RE/MAX The Group are not responsible for accuracy. This data may not reflect all real estate activity. Copyright 2012 RE/MAX The Group



BIG 5 Trend Analysis

January 1, 2018 - July 31, 2018

YTD Average Days on Market - Big 5 Competitors

Company	Jan-18	Feb-18	Mar-18	Apr-18	May-18	Jun-18	Jul-18	Aug-18	Sep-18	Oct-18	Nov-18	Dec-18
RE/MAX The Group	85	104	102	94	92	95	88					
Real Estate Leaders	114	128	125	114	107	101	96					
CB Legacy Group	93	102	101	115	116	105	101					
Lisa Burrridge & Associates	146	140	150	142	134	130	132					
Broker One	93	106	104	135	138	137	127					
MARKET AVERAGE	105	116	114	114	111	106	101					

YTD Sales - Average List Price vs Average Sell Price

Company	Average List Price	Average Sell Price	% List to Sell Price
RE/MAX The Group	\$201,213	\$195,937	97.38%
Real Estate Leaders	\$217,405	\$214,041	98.45%
CB Legacy Group	\$228,758	\$224,406	98.10%
Lisa Burrridge & Associates	\$236,633	\$234,112	98.93%
Broker One	\$219,437	\$217,948	99.32%
MARKET AVERAGE	\$216,828	\$212,346	97.93%

YTD Market Share - All Residential

Company	Jan-18	Feb-18	Mar-18	Apr-18	May-18	Jun-18	Jul-18	Aug-18	Sep-18	Oct-18	Nov-18	Dec-18
RE/MAX The Group	14.89%	17.42%	17.81%	16.95%	16.06%	16.93%	18.21%					
Real Estate Leaders	19.15%	20.22%	19.86%	19.81%	18.77%	17.50%	17.98%					
CB Legacy Group	13.83%	11.24%	10.62%	11.22%	11.19%	12.77%	12.22%					
Lisa Burrridge & Associates	12.77%	11.24%	13.01%	12.17%	12.82%	10.19%	9.17%					
Broker One	7.45%	5.62%	6.85%	6.68%	6.50%	6.03%	6.23%					

This information is based on data supplied by the Casper Multiple Listing Service. Casper MLS and RE/MAX The Group are not responsible for accuracy. This data may not reflect all real estate activity. Copyright 2012 RE/MAX The Group



Top 20 Office Ranking YTD within MLS by Sold Volume

Report as of July 31, 2018

Residential Sold Volume

		January 1, 2018 - July 31, 2018			
Rank	Office	Units	Volume	Average	% Volume
1	RE/MAX The Group	304	\$62,432,412	\$205,370	17.27%
2	Real Estate Leaders	285	\$61,303,792	\$215,101	16.96%
3	Coldwell Banker The Legacy Group	195	\$43,986,514	\$225,572	12.17%
4	Lisa Burrigge & Assoc	154	\$37,544,801	\$243,797	10.39%
5	The Edgeworth Real Estate Firm	124	\$26,922,824	\$217,120	7.45%
6	Broker One Real Estate, Inc.	81	\$18,419,175	\$227,397	5.10%
7	House Real Estate Group	73	\$16,220,700	\$222,201	4.49%
8	Stratton Real Estate	78	\$14,161,239	\$181,554	3.92%
9	Forefront Real Estate, LLC	56	\$11,704,490	\$209,009	3.24%
10	#1 Properties of Casper	28	\$7,248,500	\$258,875	2.01%
11	Overman Realty, LLC	49	\$6,971,728	\$142,280	1.93%
12	Prestige Real Estate	33	\$6,731,968	\$203,999	1.86%
13	All Property Brokers	36	\$5,454,775	\$151,522	1.51%
14	Bromley Real Estate Company	23	\$4,956,800	\$215,513	1.37%
15	Good As Sold	18	\$4,624,095	\$256,894	1.28%
16	Equity Brokers, Inc	21	\$4,570,100	\$217,624	1.26%
17	Casper Real Estate Today, LLC	23	\$4,156,936	\$180,736	1.15%
18	2nd Street, Inc	17	\$3,428,100	\$201,653	0.95%
19	Brokerage House Realty, Inc	18	\$3,253,980	\$180,777	0.90%
20	No Place Like Home	13	\$2,486,800	\$191,292	0.69%
	All Others	73	\$14,834,001	\$214,068	4.10%
	Totals	1702	\$361,413,730	\$212,346	100.00%

January 1, 2017 - July 31, 2017			
Units	Volume	Average	% Volume
280	\$60,848,199	\$217,315	18.13%
166	\$39,099,532	\$234,832	11.65%
169	\$41,156,219	\$242,810	12.27%
204	\$54,134,416	\$265,365	16.13%
106	\$21,449,372	\$201,403	6.39%
95	\$20,016,790	\$210,703	5.97%
64	\$13,748,237	\$214,816	4.10%
67	\$12,618,772	\$188,340	3.76%
27	\$4,789,300	\$177,381	1.43%
17	\$5,945,010	\$349,706	1.77%
47	\$7,082,369	\$150,689	2.11%
27	\$6,543,500	\$242,352	1.95%
42	\$8,269,750	\$196,899	2.46%
35	\$6,018,162	\$171,947	1.79%
24	\$4,068,862	\$169,536	1.21%
21	\$4,905,300	\$233,586	1.46%
3	\$1,048,500	\$349,500	0.31%
6	\$1,027,500	\$171,250	0.31%
32	\$4,422,999	\$138,219	1.32%
11	\$2,326,800	\$211,527	0.69%
78	\$13,022,233	\$193,646	4.79%
1,521	\$332,541,822	\$218,633	100.00%

Multi-Class Sold Volume

		January 1, 2018 - July 31, 2018			
Rank	Office	Units	Volume	Average	% Volume
1	RE/MAX The Group	343	\$74,634,920	\$217,595	17.60%
2	Real Estate Leaders	312	\$65,531,992	\$210,038	15.45%
3	Coldwell Banker The Legacy Group	221	\$58,332,914	\$263,950	13.76%
4	Lisa Burrigge & Assoc	167	\$39,005,601	\$233,566	9.20%
5	The Edgeworth Real Estate Firm	147	\$36,049,324	\$245,233	8.50%
6	Broker One Real Estate, Inc.	91	\$26,323,675	\$289,271	6.21%
7	House Real Estate Group	84	\$17,249,650	\$205,353	4.07%
8	Stratton Real Estate	81	\$15,443,739	\$190,663	3.64%
9	Forefront Real Estate, LLC	58	\$11,789,490	\$203,267	2.78%
10	#1 Properties of Casper	28	\$7,248,500	\$258,875	1.71%
11	Overman Realty, LLC	52	\$7,090,228	\$136,351	1.67%
12	Prestige Real Estate	34	\$6,912,868	\$203,320	1.63%
13	Equity Brokers, Inc	26	\$6,500,100	\$250,004	1.53%
14	All Property Brokers	47	\$5,794,825	\$123,294	1.37%
15	Bromley Real Estate Company	23	\$4,956,800	\$215,513	1.17%
16	Good As Sold, Inc	19	\$4,642,595	\$244,347	1.09%
17	Casper Real Estate Today, LLC	23	\$4,156,936	\$180,736	0.98%
18	2nd Street, Inc	19	\$3,450,100	\$181,584	0.81%
19	Brokerage House Realty, Inc	18	\$3,253,980	\$180,777	0.77%
20	No Place Like Home Real Estate, Inc	17	\$2,850,800	\$167,694	0.67%
	All Others	92	\$22,807,755	\$297,115	5.39%
	Totals	1902	\$424,026,792	\$222,937	100.00%

January 1, 2017 - July 31, 2017			
Units	Volume	Average	% Volume
323	\$69,908,026	\$216,434	17.88%
172	\$39,788,455	\$230,658	10.18%
192	\$44,976,901	\$233,646	11.50%
221	\$55,954,616	\$253,188	14.31%
127	\$24,394,004	\$192,838	6.24%
116	\$42,710,790	\$368,196	10.92%
64	\$13,748,237	\$214,816	3.52%
70	\$13,266,772	\$189,525	3.39%
30	\$5,114,500	\$170,483	1.31%
20	\$6,080,010	\$304,001	1.56%
47	\$7,082,369	\$150,689	1.81%
27	\$6,543,500	\$242,352	1.67%
26	\$7,595,300	\$292,127	1.94%
48	\$9,076,750	\$189,099	2.32%
41	\$6,582,162	\$160,541	1.68%
25	\$4,263,862	\$170,554	1.09%
3	\$1,048,500	\$349,500	0.27%
10	\$1,652,990	\$165,299	0.42%
32	\$4,422,999	\$138,219	1.13%
13	\$2,606,300	\$200,485	0.67%
96	\$17,368,723	\$218,565	6.19%
1703	\$384,185,766	\$225,593	100.00%

MLS Statistics YTD For RE/MAX The Group

Through July 31, 2018

	Residential	Multi-Class (Residential, Land, Commercial, etc.)
MLS Current Active Listings	475	817
RE/MAX The Group Current Active Listings	76	126
RE/MAX The Group Percentage of MLS Active Listings	16.03%	15.42%
Average Price of RE/MAX The Group Active Listings	\$363,372	\$315,117
Average Price of MLS Active Listings	\$306,367	\$320,076
Average Sale Price of MLS Listings	\$212,346	\$224,209
Average Sale Price of RE/MAX The Group Listings (List Side)	\$215,182	\$229,562
Average List Price of RE/MAX The Group Listings (List Side)	\$220,671	\$240,963
RE/MAX The Group Percentage of Sale Price to List Price (List Side)	97.51%	95.27%
MLS Percentage of Sale Price to List Price	98.16%	97.02%
MLS Sold Listings	851	944
RE/MAX The Group Number of Listings Sold (Sale Side)	155	172
RE/MAX The Group Number of Listings Sold (List Side)	149	167
Number of Listings Sold Where RE/MAX The Group Listed and Sold (Included in Above)	55	68
MLS Sold Volume	\$180,706,865	\$211,653,896
RE/MAX The Group Sold Volume (Sale Side)	\$30,370,281	\$36,212,912
RE/MAX The Group Sold Volume (List Side)	\$32,062,131	\$38,337,008
RE/MAX The Group Total Volume	\$62,432,412	\$74,549,920
RE/MAX The Group Volume of Listings Sold Where RE/MAX Listed and Sold (Included in Above)	\$11,632,145	\$16,794,522

This information is based on data supplied by the Casper Multiple Listing Service. Casper MLS and RE/MAX The Group are not responsible for accuracy.

This data may not reflect all real estate activity. Copyright 2012 RE/MAX The Group



Casper **Activities** *Guide*



Register online at www.activecasper.com

Fall 2018



City of Casper Recreation Division

www.casperwy.gov

Facilities & Passes

The Fall 2018 Recreation Guide is your source for fantastic opportunities in the Casper area. From swimming at the Family Aquatic Center to playing at the Recreation Center, and skating at the Ice Arena to getting your sport on with the Recreational Leagues Association, you are sure to find a great activity that fits your personality. Get out and play!

TABLE OF CONTENTS

Facility and Pass Info.....2
 General Information.....3
 Recreation Center.....4
 Recreation Classes.....5-8
 Sports.....9
 Fort Caspar Museum.....9
 Aquatics.....10-12
 Ice Arena/Skating.....13-15
 Facility Rentals/Parties....15
 Special Events....Back cover



LOOK FOR THIS SYMBOL TO FIND EXCITING NEW OPTIONS FOR FUN!

FACILITY CLOSURES — PLEASE NOTE:

All recreation facilities will be closed on September 3, November 22, December 25, January 1.

All Annual Passes good for one year from date of purchase... No monthly fees!

CASPER FAMILY AQUATIC CENTER

Phone: 235-8383

FALL HOURS:

Effective August 28

Monday through Thursday: 6:00 am-7:00 pm

Friday: 6:00 am - 6:00 pm

Saturday: 8:00 am - 6:00 pm

Sunday: 1:00 pm - 5:00 pm

(Please see page 9 for specific swimming hours)

ANNUAL PASSES:

(Aquatic Passes valid at all City of Casper Aquatic Facilities, indoors and out)

Adult (19 & Over): \$230

\$145 6 Month / \$80 3 Month

Youth (13 - 18): \$180

\$115 6 Month / \$65 3 Month

Child (5 - 12): \$130

\$85 6 Month / \$50 3 Month

DAILY RATES:

\$6.00 or

Punch Pass (increments of 10): \$5.50/punch



CASPER RECREATION CENTER

Phone: 235-8383

FALL HOURS:

Effective August 20

Monday through Thursday: 5:00 am - 10:00 pm

Friday: 5:00 am - 8:00 pm

Saturday: 8:00 am - 7:00 pm

Sunday: 1:00 pm - 6:00 pm

ANNUAL PASSES:

Adult (19 & Over): \$90 (\$60 - 6 Month)

Youth (13 - 18): \$65 (\$45 - 6 Month)

Child (5 - 12): \$45 (\$30 - 6 Month)

DAILY RATES:

\$4.00 or

Punch Pass (increments of 10): \$3.50/punch

CASPER ICE ARENA

Phone: 235-8484

PUBLIC SKATING HOURS:

(Additional sessions may be added)

Effective August 20

Daily*1:00 pm - 3:00 pm

Friday Evenings*5:00 pm - 7:00 pm

*Subject to change due to special events. Please call 235-8484 for questions about Public Skating hours.

ANNUAL PASSES:

Adult (19 & Over): \$90

Youth (13 - 18): \$70 **Child (5 - 12):** \$55

PUBLIC SKATING DAILY RATES:

\$5.00 or Punch Pass (increments of 10): \$4.50/punch

Skate Rental: \$2.75

Walker/Trainer Rental: \$3.00

ANNUAL COMBINATION PASSES:

Recreation Center / Aquatic Center:

Adult (19 & Over): \$270 (\$170 - 6 Month)

Youth (13 - 18): \$205 (\$135 - 6 Month)

Child (5 - 12): \$145 (\$95 - 6 Month)

Ice Arena / Aquatic Center:

Adult (19 & Over): \$265

Youth (13 - 18): \$210

Child (5 - 12): \$155

Rec Center / Ice Arena / Aquatic Center:

Adult (19 & Over): \$340

Youth (13 - 18): \$260

Child (5 - 12): \$190

Recreation Center / Ice Arena:

Adult (19 & Over): \$135

Youth (13 - 18): \$100

Child (5 - 12): \$75

Facility Combination Pass prices are discounted. Additional "promo" discounts may not be applied.

Admission to our recreation facilities is FREE for children 4 years old and under when accompanied by a paid adult admission. Limit of 2 children (free) per paid admission; daily admission fees apply to all others. Specific facility age rules still apply.

Occasionally we have events that affect our advertised hours of operation. We make every attempt to notify the community of schedule variations, but please feel free to call us to double check facility availability in advance.

Registration & General Info

Recreation Center

Family Aquatic Center / Pools

Ice Arena

Sports

Fort Caspar Museum



REGISTRATION GUIDELINES

Pre-registration is required for all classes. A person is only registered once the fee is paid. Please keep in mind that many classes have limited enrollment, so register early!

Classes that have not met the minimum enrollment will be cancelled or combined; decisions will be made prior to the first week of class or by the end of the first week. Please note that all classes have been issued a class code number for easy identification.

REGISTRATION OPTIONS

Online registration:

www.activecasper.com



Walk-In:

Register in person at the Casper Recreation Center, 1801 E. 4th Street, or the adjacent Casper Ice Arena



Phone-In:

Call to register with a credit card, 235-8383.

REFUND AND CANCELLATION POLICY

If a class is cancelled due to insufficient enrollment, full refunds will be given. Once a class begins, full refunds will be available PRIOR TO THE THIRD MEETING OF THE CLASS. For one-day classes and workshops, a refund must be requested prior to the beginning of the class. Approved refunds on camp programs and facility passes will be prorated from the date of the refund request. Refunds will be in the form of a check. If an individual has paid for a class using a credit card, the card will be credited. No cash refunds will be given. Customers requesting a refund must complete a Refund Request Form.

SENIOR ADULT DISCOUNTS

The City of Casper funds discounts for 3, 6 or 12 month passes for participation in Recreation Division operations. Individuals 62 and over who register for any Recreation Center, Aquatic Center, or Ice Arena pass may request a 5% discount. Anyone 55+ needing financial assistance in order to participate may apply for a Community Recreation Foundation Scholarship.

RECREATION DIVISION MISSION STATEMENT

Provide recreation services that enhance the quality of life for Casper area residents and visitors.

Services promote positive recreational opportunities, skill development, and good health in friendly and well-maintained environments.



COMMUNITY RECREATION FOUNDATION SCHOLARSHIPS

When needed, recreation scholarships are available for youth of all ages, young adults 18-21 years of age, and senior adults (ages 55+). Scholarship eligibility is based on income level relative to the number of individuals in the family. Applications are available at all Recreation Division reception counters. Each application is evaluated individually; there are no assurances of receiving a scholarship.

The Community Recreation Foundation scholarship program is supported by fundraisers and public contributions. For the scholarship program to continue, public contributions are needed. Interested donors may call the Recreation Manager, 235-8403, for more information.

SCHOLARSHIP POLICIES

1. Approved scholarship recipients receive a 75% discounted fee for a pass or class registration (awarded scholarship amount not to exceed \$100 for classes/passes.)
2. There is a limit of one class scholarship per individual per quarter (each 3 month period) and one facility pass per year.
3. Scholarships are designated for individuals only.

HOW TO APPLY:

1. Complete a scholarship form—available at our front desk.
2. Pay 25% of the registration fee of the class/pass. (The maximum amount of a scholarship is \$100.)
3. The scholarship will begin at that time. You will be notified if you do not qualify for a scholarship and have the option to cancel your pass or class or pay the remaining amount.

GROUP / CORPORATE DISCOUNT

(Recognized businesses and organizations)

15% Discount for either of the following:

- Group** - 20 or more passes purchased at one time
 - Corporate** - 20 or more passes committed to in advance
(Employees must present proof of employment)
- Discounts not applicable to Combination Passes

Recreation Center



YOUR RECREATION CENTER MEMBERSHIP INCLUDES:

- STRENGTH AND WEIGHT TRAINING EQUIPMENT
- CARDIO FITNESS EQUIPMENT
- GYMNASIUM
- FUNSHINE CORNER FOR CHILDREN
- LOCKER AND STEAM ROOMS
- TOWEL SERVICE

- GAME ROOM WITH BILLIARDS & TABLE TENNIS
- ORGANIZED DROP-IN SPORTS AND DANCE TIMES FOR BASKETBALL, VOLLEYBALL, PICKLEBALL, TABLE TENNIS, CLOGGING
- DISCOUNT ON RECREATION CENTER CLASSES




A Recreation Center Pass or paid daily admission is required for equipment use and drop-in access to areas in the Casper Recreation Center. Use of the steam room, showers, or fitness equipment is reserved for pass holders and those who pay the daily admission fee. Class fees are reduced for all Pass holders!

STRENGTH AND WEIGHT TRAINING EQUIPMENT

A variety of equipment is available in the strength room, including numerous selectorized plate weight machines, dumbbells, multi-purpose Smith machine with free weights, and additional machines and benches to work all major muscle groups in the body. Participants must be at least 15 years of age. Ages 13-14 may use the strength room under the direct supervision of a responsible adult.

FUNSHINE CORNER

Enjoy a great place to play out of the sun, wind or snow. Funshine Corner offers children a safe, indoor play area. Funshine Corner is open during normal operating hours except during a private rental. Membership or daily admission fees apply. Children must be accompanied by an adult. The area is available to rent for a birthday party or get together; please call for availability.



CARDIO FITNESS EQUIPMENT

We offer designated fitness areas for the comfort and convenience of all patrons. Our cardio room features a seated elliptical, rowers, elliptical trainers, treadmills, stair-stepping machines, a Technogym Crossover, upright and recumbent bikes, workout mat areas, televisions, and more. Participants must be at least 13 years of age. Ages 11-12 may use the cardio room under the direct supervision of a responsible adult.

DROP-IN SPORTS*

**Drop-in sports and games will not be held during special events/private rentals.*

Join others and play the sports and games you love!
Admission is a Rec Center Pass or \$4.00 daily use fee.

PICKLEBALL

Pickleball is a game played on a badminton-sized court with the net lowered to 34 inches at the center. It is played with a perforated plastic baseball (similar to a wiffle ball) and wood or composite paddles.



All equipment needed is available for use. Pickleball is easy to learn and quickly grows into a fast-paced, competitive, and fun game! Drop-in Pickleball will be held Monday through Friday, 9:00-11:00 am and Mondays and Wednesdays from 3:30-4:45 pm.

TABLE TENNIS

Drop-in table tennis is held Mondays, Wednesdays, and Fridays from 9:00-11:00 am and Sundays from 1:30-3:30 pm. Bring your paddle or borrow one of ours!

VOLLEYBALL

We set the nets up for drop-in volleyball each weekend:
Saturdays, 4:00 - 7:00 pm Sundays, 3:30 - 6:00 pm
Volleyballs are available for check-out at the Front Desk.

BASKETBALL

Stop by the Rec Center for pickup hoops. Basketballs available for check-out at the Front Desk. 11:30 am - 1:30 pm Monday through Friday and all other times the gym is not in use.

GAME ROOM

Play billiards, table tennis, or just relax. Equipment or table games may be checked out with a Recreation Center Pass or \$4.00 daily use fee at the reception counter. Individuals must be at least 8 years of age to play pool.

LOCKER ROOMS AND TOWELS

The locker rooms include lockers, restrooms, showers, and steam rooms. Coin operated lockers are \$.25 per use. Lockers are also available for an annual rental (full-size locker \$50.00; half-size \$40.00). Towel rentals available at the reception counter for \$1.00 per towel (one free towel rental per visit is included for Recreation or Aquatic Pass holders). A Towel Punch Pass may be purchased for \$.50 per towel (increments of 10 punches must be purchased).

Dance & Cheer Classes



Welcome to the wonderful world of dance! Choose from a variety of classes for all ages and abilities and improve coordination, flexibility and self-confidence. Most classes meet for 11 weeks and end with the Fall Dance Recital in December. *Costume fees of \$50 are included in most youth ballet class registration fees (\$20 for Hip-Hop). NO CLASSES NOVEMBER 19-22.

PRE-SCHOOL DANCE- Hop, skip, plie, and turn—Your preschooler will learn ballet and dance basics while working on coordination and flexibility and having fun with creative movement. Ballet shoes, tights and leotard required.

BEGINNING BALLET- Students will learn the basic foundations of ballet including positions, proper body form and classical technique. Class will include footwork, barre, center and movement across the room. Ballet shoes, tights and leotard required for girls, black pants for boys.

INTERMEDIATE BALLET- A continuation of beginning ballet focusing on more difficult exercises, technique and combinations. Must have permission of instructor.

ADVANCED BALLET- For the serious student, this higher level of training involves a continuation with more disciplined techniques, choreography, strength training and fine detail. Must have permission of instructor.

BEGINNING HIP-HOP- Learn basic Hip-Hop steps along with trendy moves and combinations such as the Cupid Shuffle, Bart Simpson, Roger Rabbit, Whip/NaeNae and more! Wear comfortable clothing and dance sneakers or sneakers.

CLOGGING- In this truly American folk dance, the dancer's footwear is used musically by striking the heel, the toe, or both against a floor or each other to create audible percussive rhythms, usually to the downbeat of the music. Dance to all types of music from the traditional bluegrass and country to contemporary hip hop, Broadway tunes, & international music! Clogging taps available for \$17; call Lori at 235-8473.

BALLET BARRE- Ballet Barre exercise is inspired by traditional barre work in Ballet. It began by helping to gain strength and flexibility while toning the body without the dance class. Light weights and floor work will be included. Wear form-fitting, not-restrictive clothing and ballet slippers, foot pads or bare feet.

PLEASE NOTE: All Recreation Center classes require a minimum number of participants to be held. Please be sure to register early as classes that have not met minimums at least 4 days prior to the start of class will not be held. Don't miss out on your favorite activity!

CLASS	DAYS	TIMES	FEE NO PASS	FEE WITH PASS	DATES	COURSE #
Pre-School Dance, 3-4 *	TUES	5:25-6:05pm	\$129	—	9/18-12/4	8323
Beg Ballet, 5-10 *	TH	5:30-6:20 pm	\$129	\$117	9/20-12/6	8293
Intermediate Ballet, 6-11 *	TH	4:25-5:20 pm	\$144	\$132	9/20-12/6	8318
Advanced Ballet, 10 & up *	TUES	4:15-5:15 pm	\$144	\$132	9/18-12/4	8285
Beg Hip-Hop, ages 8-12 *	MON	4:20-5:10 pm	\$99	\$87	9/17-12/3	8299
Beg Clogging, 10 & up	MON	6:50-7:25 pm	\$75	\$63	9/17-12/3	8294
Intermed/Adv Clogging, 15 & up	MON	5:45-6:45 pm	\$87	\$75	9/17-12/3	8318
Ballet Barre, 15 & up	MON	5:20-6:15 pm	\$50	\$38	9/10-10/22	8291
Ballet Barre, 15 & up	MON	5:20-6:15 pm	\$55	\$43	10/29-12/17	8335
Belly Dance, Adults	WED	6:35-8:05 pm	\$89	\$77	9/19-12/5	8300

*Costume fees of \$50 are included in registration fees, \$20 for Hip-Hop.

BELLY DANCE- Improve your self-confidence and poise while learning basic techniques, posture, and movements used in American Oriental dance. Wear comfortable, close-fitting clothes (no jeans, no sweatshirts), bring a hip-scarf or shawl to tie around your hips, and come prepared to have fun! Open to all regardless of body type, gender, or experience.



YOUR DANCE INSTRUCTORS



Lori Spearman has taught **Clogging** for over 20 years. Our **Belly Dancing** instructors, **Melissa Connelly** and **Crystal St Gelais**, have both been involved with the class for over 10 years. **Lucia Hill** has over 25 years of teaching and dancing experience. Ballet is her first love, but she enjoys all forms of dance and will be teaching **Pre-School Dance**, all of the **Ballet** classes, Beginning Hip-Hop, Beginning Clogging and Ballet Barre.

CHEERLEADING CLINIC

For ages 8-12. Cheerleading is one of the most energetic - not to mention loudest classes at the Casper Recreation Center! The stunts, jumps, chants and cheers are a healthy first step towards an active lifestyle learning teamwork, trust and cooperation. Instructor Brea Price has over 8 years experience in cheerleading and gymnastics.



DAYS	TIMES	DATES	FEE NO PASS	FEE W/ PASS	COURSE #
THURS	4:30-5:30 pm	9/20-11/8	\$55	\$43	8341

Specialty Classes



BABYSITTING 101— This comprehensive babysitting training for 11 to 14 year olds is a fun, interactive class that trains emergent babysitters in important topics.

Content includes getting started, understanding the likes & dislikes of children, preparing a fun, practical tote bag & playing with kids of all ages. Students will learn solutions to the most common problems babysitters face and how to perform basic first aid - including a demonstration of CPR & abdominal thrusts for choking emergencies. Students will receive a notebook with first aid information and resource guide. Instructor: Megan Cruickshank

YOUTH POTTERY— Bring out your creative side and learn techniques of working with clay and throwing on the wheel! All supplies and firing is furnished. Instructor: Brandon Bassett



NEW!

COOKING FOR TEENS— If you're a budding young chef, what could be more fun than expanding the basics of cooking while making amazing food? Culinary fundamentals such as knife safety, ingredient exploration and cooking methods will be taught. Try different



courses every week from appetizers and salads to main courses and desserts. Make your own recipe book to begin collecting family favorites and your own creations. Instructor, Jessica Dumont, has a passion for cooking and has taught gourmet classes for years.

NEW!

BAKING FOR TEENS— From following a recipe to sharing the delicious results, instructor Jessica Dumont will show you how much fun baking can be. Learn how to prepare ingredients and the importance of measuring carefully and correctly while making holiday goodies and baked goods.

ALL MEDIA— Come and have fun exploring your favorite art medium whether it be acrylic, oil, collage or watercolor. Class begins with a critique and feedback session, followed by creative tips and instruction from Michele McDonald, plus plenty of time to paint. Gain inspiration from the other artists in the class. All levels are welcome. NO CLASS NOVEMBER 20.

BEGINNING CROCHET & KNITTING— Learn to crochet or knit an easy scarf or hat and stay warm in the Wyoming wind. Supply list available at registration. Instructor: Nancy Pawlowski

NEW!

TATTING— Tatting involves wrapping thread around a shuttle and then using the thread to form knots to create rings and chains in delicate designs. Projects can include doilies, ornaments, bookmarks, as well as edgings on handkerchiefs, and more. In this class you will have the opportunity to make either a bookmark or a small ornament to learn the basics of Tatting. Supplies are furnished. Instructor: Nancy Pawlowski

CLASS	DAYS	TIMES	DATES	FEE NO PASS	FEE W/REC PASS	COURSE #
Babysitting 101, ages 11-14	SAT	9:30-1:00 pm	Sept 29	\$21	\$19	8289
Babysitting 101, ages 11-14	SAT	9:30-1:00 pm	Nov 3	\$21	\$19	8290
Youth Art & Pottery, ages 7-12	TUES	6:00-7:30 pm	10/9-11/27	\$75	\$63	8334
Cooking for Teens, ages 11-15	WED	6:15-7:45 pm	9/26-10/24	\$79	\$69	8336
Baking for Teens, ages 11-15	WED	6:15-7:45 pm	11/7-12/5	\$58	\$50	8337
All Media	TUES	9:30 am-12:00 pm	10/9-12/4	\$103	\$91	8288
Crochet & Knitting	TUES	6:00-7:30 pm	10/2-11/6	\$70	\$58	8292
Tatting	TUES	6:00-7:30 pm	11/13-12/4	\$49	\$41	7527

CRAFTY KIDS HOLIDAY PARTY SATURDAY, DECEMBER 1 1:00-4:00 PM



At the Crafty Kids Holiday Party, kids will paint a pottery ornament or gift, decorate cookies, and enjoy hot chocolate and games! Open to ages 5-12.



Don't miss out!
\$18 non-members / \$16 CRC members. Class #8301

POTTERY PAINTING PARTIES:

Looking for a great birthday party or gathering option? Get creative with a Pottery Painting Party at the Casper Recreation Center! Participants select a pre-fired bisque pottery item and paint their pieces as they wish. Parties include bisque pieces, painting supplies, craft instructor (for first hour of party), and use of a craft room for a two hour period... Paint, then party! Pottery will be fired after the party and may be picked up by participants at a later date. Party price is \$100 for up to 8 painters and \$10 for each additional painter. Reservations for Pottery Painting Parties must be made at least seven days in advance by contacting the Recreation Division at 235-8403.



Fitness Classes / TaeKwon-Do

PLEASE NOTE: All Recreation Center classes require a minimum number of participants to be held. Please be sure to register early as classes that have not met minimums at least 4 days prior to the start of class will not be held. Don't miss out on your favorite activity!

Join one of our group fitness classes for health, fitness & fun and enjoy a variety of challenging workouts. Register for a full session or mix-and-match your workouts, days, and times with a Fitness Punch Pass. It is strongly recommended consulting your physician before beginning an exercise program. Try out any of our Fitness classes FREE the first time. NO CLASSES NOVEMBER 22-24.



CLASS	DAYS	TIMES	DATES	FEES NO PASS	FEE WITH PASS	COURSE #
SESSION I						
Ballet Barre	Mon	5:20-6:15 pm	9/10-10/22	\$50	\$38	8291
Morning RIP	W/F	9:00-10:00 am	9/5-10/26	\$76	\$64	8321
Forever Fit	M/W/F	8:00-8:50 am	9/5-10/12	\$55	\$43	8304
Zumba	T/TH	5:55-6:45 pm	9/4-10/25	\$72	\$60	8338

CLASS	DAYS	TIMES	DATES	FEES NO PASS	FEE WITH PASS	COURSE #
SESSION II						
Ballet Barre	Mon	5:20-6:15 pm	10/29-12/17	\$55	\$43	8291
Morning RIP	W/F	9:00-10:00 am	10/31-12/21	\$72	\$60	8322
Forever Fit	M/W/F	8:00-8:50 am	10/22-11/16	\$42	\$30	8305
Zumba	T/TH	5:55-6:45 pm	10/30-12/20	\$69	\$57	8339

CLASS	DAYS	TIMES	DATES	FEES NO PASS	FEE WITH PASS	COURSE #
SESSION III						
Forever Fit	M/W/F	8:00-8:50 am	11/19-12/21	\$47	\$35	8306

DAILY DROP-IN REGISTRATION

\$7.00 PER CLASS for fitness classes ONLY.
Great for visitors!

FITNESS PUNCH PASS \$65.00 for 10 Classes.
Use this pass to attend any of our fitness classes.

FITNESS CLASSES

RIP- Get ripped! RIP is a 60 minute barbell program for men and women of all ages and fitness levels. Matching movement to music and using traditional strength training allows participants to work at their own level while toning muscles and burning calories. Instructor: Phyllis Pearl-Erk



FOREVER FIT- Get a great workout and maintain a better state of physical well-being by improving your circulation, flexibility and fitness level. Patty Kempf will take you through a warm-up, a variety of low impact aerobics, weights, resistant tube exercises, chair exercises and stretching. This special comprehensive fitness program is designed for the 50-plus crowd but is great for anyone interested in a great workout with lots of variety!



ZUMBA® FITNESS- Zumba® is back! Are you ready to party yourself into shape? Zumba® is an exhilarating, effective, easy-to-follow, Latin-inspired, calorie-burning fitness party that's moving millions of people toward joy and health. Instructor April LeBlanc has been a Zumba® instructor for over 8 years and loves getting people moving to the music.

BALLET BARRE- Ballet Barre exercise is inspired by traditional barre work in Ballet. It began by helping to gain strength and flexibility while toning the body without the dance class. Light weights and floor work will be included. Wear form-fitting, not-restrictive clothing and ballet slippers, foot pads or bare feet.

TAEKWON-DO



Improve your fitness level and self-confidence and learn self-defense tactics in TaeKwon-Do class for ages 8 and up (unless accompanied by a participating adult; minimum age with adult is 6). This Korean form of karate involves the skilled application of punches, kicks, blocks and dodges with bare hands and feet under the requirements of US and International TaeKwon-Do Federations. Beginners meet twice a week on Tuesdays and Thursdays; an additional class for advanced students will be held on Fridays. Parents need to come to first class to sign USTF waiver. **Sign up parent and child and receive 10% discount on both registrations.** Instructors: Jerry Sisco, 7th Degree Master Instructor, USTF State Director and Kerri McDill, 4th Degree Black Belt NO CLASS NOVEMBER 22 or 23.

CLASS	TIMES	DATES	FEES NO PASS	FEE W/ PASS	COURSE #
TaeKwon-Do Beginning, T/TH	5:45-7:15 pm	9/4-10/25	\$75	\$63	8328
TaeKwon-Do Beginning, T/TH	5:45-7:15 pm	10/30-12/21	\$71	\$59	8329
TaeKwon-Do Advanced, T/TH/F	5:45-7:15 pm	9/5-10/26	\$106	\$94	8326
TaeKwon-Do Advanced, T/TH/F	5:45-7:15 pm	10/30-12/21	\$94	\$82	8327

Recreation & Camp Programs

YOUTH GYMNASTICS

Students must wear shorts, sweatpants or leotards.
No jeans or tights.
NO CLASS NOVEMBER 21 OR 24.

GYM JAM- Music, movement, tumbling and games create an enriching parent/child environment focusing on social interaction, repetition, and play. Children 18 months to 3 years old will improve motor skills and build a foundation for a healthy lifestyle while spending quality time with parent or other adult family member. Instructor: Lucia Hill

TOT TUMBLING- 3-4 year olds will have fun learning basic tumbling moves and be introduced to the gymnastics equipment for improved coordination and flexibility.

BEGINNING GYMNASTICS- Students ages 5 and up will learn balance, flexibility, coordination, and body awareness while working on tumbling, balance beam, vault and uneven bars.

ADVANCED BEGINNING AND INTERMEDIATE GYMNASTICS- For those children ages 6 and up who have taken beginning and have the permission of instructors to move up. Two instructors will work with different levels so all students will progress.

Instructors: Brea Price, Lucia Hill, Lauren Tyson.



CLASS	DAY	TIMES	DATES	FEE NO PASS	FEE WITH REC PASS	COURSE #
Gym Jam	WED	3:55-4:35 pm	9/12-10/24	\$51	—	8307
Gym Jam	WED	3:55-4:35 pm	11/7-12/19	\$46	—	8308
Tot Tumbling	WED	4:40-5:20 pm	9/12-10/24	\$60	—	8330
Tot Tumbling	WED	4:40-5:20 pm	11/7-12/19	\$53	—	8331
Beginning Gymnastics	WED	5:25-6:25 pm	9/12-10/24	\$70	\$58	8295
Beginning Gymnastics	WED	5:25-6:25 pm	11/7-12/19	\$62	\$50	8296
Beginning Gymnastics	SAT	10:00-11:00 am	9/8-10/20	\$70	\$58	8297
Beginning Gymnastics	SAT	10:00-11:00 am	11/3-12/15	\$62	\$50	8298
Advanced Beginning/Intermed Gymnastics	SAT	11:05 am-12:30 pm	9/8-10/20	\$91	\$79	8286
Advanced Beginning/Intermed Gymnastics	SAT	11:05 am-12:30 pm	11/3-12/15	\$80	\$68	8287

DAYS	TIMES	DATES	FEE NO PASS	FEE W/ PASS	COURSE #
MON	6:30-8:00 pm	9/17-10/29	\$71	\$59	8302
MON	6:30-8:00 pm	11/5-12/17	\$71	\$59	8303

FENCING

An introduction to the Olympic sport of fencing. Students age 9 through adult will learn basic foot work and use of the Foil. Students with prior experience will brush up on their basic skills and work on more advanced moves. ***For those students that don't have their own equipment, there is a \$10.00 equipment fee.** Instructors: Michael Bailey and Vince Crolla.



KIDS NIGHT OUT

Leave the parents at home and come out for a fun night at the Rec Center! Kids ages 5-12 will be active, have fun, and make friends in this safe, supervised program. Swim, play games, create crafts, enjoy pizza and drink for dinner, and have a great time! Don't forget your swimsuit and a towel.



DAY	TIMES	DATES	FEE NO PASS	FEE W/ REC PASS	COURSE #
SAT	4:00-7:00 pm	Nov 17	\$16	\$14	8319
SAT	4:00-7:00 pm	Dec 8	\$16	\$14	8320

SUPER FUN DAYS & CAMPS

REGISTER EARLY TO GUARANTEE A SPOT!

Worried about what to do with the kids during school breaks? The Rec Center's Super Fun Days & Camps are the answer. Elementary age children



will participate in a variety of activities including arts & crafts, sports, dance, ice skating, swimming, games and more. Children will be ice skating during Super Fun Days and swimming & skating during the Holiday Camp. They will need to bring warm clothes for skating or swimsuit, towel and towel for swimming, sack lunch and morning snack.



Leaders available 7:30 am-5:30 pm.

SUPER FUN DAY:	Mon	November 5	\$19/\$17	#8324
SUPER FUN DAY:	Wed	November 21	\$19/\$17	#8325
HOLIDAY CAMP:	M-F	12/20-12/31	\$117/\$105**	#8309

****Limited number of Daily registrations available for \$19/\$17**
NO CAMP DECEMBER 25.**


Sports Leagues & Tournaments

4TH & 5TH GRADE SCHOOL SPORTS C.A.S.P.E.R.

Offered in coordination with the Natrona County School District

Boys' & Girls' Volleyball

Register By: September 10
Games: September 22 - October 27



Girls' Basketball

Register By: November 5
Games: November 17, 2018 - January 12, 2019



Boys' Basketball

Register By: January 14, 2019
Games: January 26 - March 2, 2019

Cost for Each Sport: \$15

- All registrations accepted at the Casper Recreation Center
- Games played on Saturdays at the Casper Recreation Center
- Kids will play for their school team
- Practices will be held at student's school

33RD ANNUAL CASPER OPEN VOLLEYBALL TOURNAMENT

Volleyball enthusiasts from all over the Rocky Mountain Region come to Casper to compete in "The Open" each year. Men's and women's divisions include competition in a variety of levels including Power, Semi-Power or Recreational. The tournament format is one day of pool play followed by double elimination bracket competition on Sunday. Games are played at nearly every court in the City of Casper. Last year 140 men's and women's teams participated. www.crlasports.com

Tournament Dates: November 10-11

Team Fee: \$100

Team Registration Deadline: Thursday, October 25


BASKETBALL LEAGUES

Season: November 26, 2018 - February 28, 2019

Team Fee: \$540

Team Registration Deadline: Thursday, November 8

Men's and women's teams interested in playing in the adult basketball league should drop by the Casper Recreation Center to pick up an informational packet or visit www.crlasports.com. All team entries are due by November 8 with games getting



2019 Winter/Spring Leagues & Tournaments 29th Annual Casper Youth Basketball Tournament (March 16-17)

Team Registration Deadline: Thursday, February 28

10th Annual Casper Coed Volleyball Tournament (April 13-14)

Team Registration Deadline: Thursday, April 4

JO Girls' Fast Pitch Softball League (May 20-July 11)

Registration Deadline: Saturday, April 20

Adult Softball League (May 13-August 15)

Team Registration Deadline: Thursday, April 11

Registration Forms are available at www.crlasports.com

COED VOLLEYBALL LEAGUES

Season: February 25 - May 9, 2019

Team Fee: \$275

Team Registration Deadline: Thursday, February 7, 2019

The Coed Volleyball League reached full capacity last season. Don't wait! Get your team together now in preparation for this popular spring sport. Visit www.crlasports.com for info.

WORK IN SPORTS

The Casper Recreation Division is looking for ambitious, conscientious individuals to officiate any of the following sports: basketball, volleyball and softball. Slots are available in youth and adult leagues. Training is provided. Contact the Sports Coordinator for scheduling and income opportunities, 235-8388.



Fort Caspar Museum

Museum hours: Open daily, May – September, 8:00 am – 5:00 pm; Fort buildings are open daily 8:30 am – 4:30 pm
October - April, Museum open Tuesday through Saturday, 8:00 am-5:00 pm

Admission: Adults \$4.00; Seniors (62+) \$3.00; Youth (ages 13 – 18) \$3.00; Children 12 & under are free
Admission is half-price October - April

- Visit Casper's regional history museum, reconstructed 1865 frontier army fort located on the emigrant trails, and the site of the Mormon Ferry and Guinard Bridge.
- Traveling exhibit "Water is Wyoming's Gold" will be open September 12 – November 24.
- Ghost Tours of Fort Caspar will be held on October 19, 20, 26 & 27; this is a ticketed event. Tickets go on sale on October 2.
- Traveling exhibit "Home Front Posters of the Great War" will be open November 28 - January 12, 2019.
- The Candlelight Christmas at the Fort will be held December 1, 5:30 – 8:30 pm; this a FREE, drop-in program.
- The museum collects, preserves, and exhibits materials related to the Fort Caspar, the City of Casper, Natrona County, and Central Wyoming.
- Visit the museum to explore prehistoric Wyoming. Learn about historic trail features and Fort Caspar history. Relive Casper's many boom and bust cycles. Examine the development of the oil & gas industry in Central Wyoming. Encounter the evolution of the sheep & cattle industry. Enjoy the various traveling and temporary exhibits on display.

Aquatic Center

The Casper Family Aquatic Center is the area's largest aquatic facility. It offers two huge slides, hot tub, lap pool, and many water features. Swim lessons and water exercise classes are held at various times throughout the day and evening. Individuals and families are sure to find many opportunities to stay active and have fun this Fall.

Aquatic Center Operating Schedule

Leisure & Splash Pool Hours:

Closed Monday thru Thursday, 5:20-7:00 pm during swim lesson weeks.

Please check class schedules—Leisure and Splash Pools will be available for Open Swim when classes are not in session.

Open Swim Hours:

(Slide & Spray Features OFF)

Monday thru Friday—6:00 am to 1:00 pm
Toddler Time Swim—Tuesday & Thursday 11:00 am to Noon
Saturday—8:00 to 11:30 am

Open Swim Hours:

(Slide & Spray Features ON)

Monday thru Thursday—1:00 to 5:20 pm
Friday—1:00 to 6:00 pm
Saturday—11:30 am to 6:00pm
Sunday—1:00 to 5:00 pm

Lap Pool Hours:

At least 2 lap lanes available

Monday thru Thursday 6:00 am to 5:20 pm
Friday—6:00 am to 3:00 pm
Saturday—8:00 to 9:20 am

Alligator Float Toy Hours

Friday—3:00 to 6:00 pm
Saturday—11:30 am to 6:00 pm
Sunday—1:00 to 5:00 pm

Lazy River Hours:

Water Walking Hours:

Spray Features OFF

Monday thru Thursday 6:00 am to 3:00 pm
Friday—6:00 am to 1:00 pm
Saturday—8:00 to 11:30 am

Open Swim Hours:

Spray Features ON

Monday thru Thursday—3:00 to 5:20 pm
Friday—1:00 to 6:00 pm
Saturday—11:30 am to 6:00 pm
Sunday—1:00 to 5:00 pm

Limited Water Walking Availability in the Lazy River Tues/Thurs from 10:00 - 10:45 am due to Easy Does It class.

Hot Tub Hours:

Monday thru Thursday—6:00 am to 7:00 pm
Friday—6:00 am to 6:00 pm
Saturday—8:00 am to 6:00 pm
Sunday—1:00 to 5:00 pm

PRIVATE RENTALS:

Friday: 6:00-9:00 pm

Saturday:

6:00-9:00 pm

Sunday: 5:00-8:00 pm

Reservations must be made and paid for at least 7 days in advance. Call 235-8403 to make your reservation. Other days and times may be available.

AQUATIC CENTER DAILY ADMISSION FEES: **DAILY ADMISSION**

Children 4 and under get in FREE when accompanied by an adult admission
Limit of 2 children (free) per paid admission

All Ages\$6.00

Children 7 and under must be accompanied in the water by an adult 18 or over at all times.

ADMISSION PUNCH PASS

CASPER FAMILY AQUATIC CENTER ONLY - Increments of 10 daily admissions for \$55.00.

POOL SUPPORT SERVICES

Towels for use in the Aquatic Center are available for rental at the reception counter for \$1.00 per towel. (Towel rental is included with Aquatic Center passes.)

Pro Shop Items including swim goggles, nose clips, ear plugs, and other related items are available for purchase.

Lockers are available for day use only for 25 cents per locker per use. Locker keys are not to be removed from the facility.



Special Swim Days

Half Price Family Swims – The first Saturday of each month from 11:15 am – 1:00 pm admission is a special \$3.00 fee per person. All facility rules apply; children 7 and under must be accompanied by an adult in the water.

Toddler Time Swims - Every Tuesday and Thursday from 11:00 am - 12:00 pm at the Casper Family Aquatic Center. For children age 5 and under and their parents (*sorry, no older siblings allowed*). Special swim price is \$3 per person or use your pool pass; kids 4 and under swim free (limit of 2 children per paid adult admission). Adults are required to accompany their children in the water.

Family Fun Night - 6:00-8:00 pm on October 12 - Join us for some Friday night fun for the whole family! We have water basketball, water slides, and plenty of floaties. Special \$4.00 admission price or use your pool pass. Children 7 and under must be accompanied by an adult in the water.

School's Out Special Swim 1:00 pm to Close: November 5, November 21, December 20 through December 21, December 26 thru December 28—Do you want to find a better way to spend a day off of school other than sitting around? Try swimming at the Aquatic Center! Children 7 and under must be accompanied by an adult in the water. Regular admission fees apply or use your pool pass.

Black Friday Special - 1:00 pm to 6:00 pm November 23 - Black Friday Special at the Casper Family Aquatic Center. Special \$4.00 admission price or use your pool pass. Children 7 and under must be accompanied by an adult in the water.

Tis' the Season Swim - 12:00-3:00 pm December 15 - Tis' the season to join in some holiday fun and festivities. Special \$4.00 admission price. Children 4 and under get in free with paid adult admission. Children 7 and under must be accompanied by an adult in the water.



NOTE: Please watch for posted signs detailing changes in scheduling. The Aquatic Center hosts school groups and private rentals which may occur any time.

Aquatic Classes

EASY DOES IT!

This class is geared toward participants who are currently in physical therapy, those who suffer from arthritis and those with hip replacements. Class will consist of low impact aerobics exercises and a short toning portion designed to increase range of motion, relieve symptoms of arthritis and improve muscular strength. A medical release form is required. Great for seniors.

AQUA INTERVAL

Aqua Interval is a form of cardio-respiratory training involving a combination of high intensity work and low intensity work/rest in repeated successions. High Intensity Interval Training is adaptable and can be tailored for anyone from novice to trained athletes. Class will be held in lazy river, splash and lap pool.

FITNESS SWIMMER

Designed for students who know how to swim, but want to work on stroke technique and improve their fitness. This course covers drills, all the strokes, turns, circle swimming, using a pace clock, swim equipment (kickboards, pull buoys & fins) and training techniques. Open to all ages and participants that can swim a continuous 150 yards of freestyle and 100 yards of backstroke.

Sign up for more than one Water Fitness session at the same time & receive 10% discount on each!

Session Dates:

I: September 24– October 18

II: October 22– November 15

III: November 26– December 20

Registration Deadlines: I: September 20 II: October 18 III: November 23

COURSE AND TIMES	DAYS	FEE W/ PASS	FEE NO PASS	SESSION I	SESSION II	SESSION III
AQUA INTERVAL						
9:00 –10:00 am	T,TH	\$40.00	\$50.00	8210	8211	8212
EASY DOES IT!						
10:00 - 10:45 am	T,TH	\$22.00	\$32.00	8213	8214	8215
FITNESS SWIMMER						
5:30 - 6:30 pm	M,W	\$40.00	\$50.00	8216	8217	8218

ADAPTED AQUATICS

For all ages. This is a one-on-one 30 minute class where teaching techniques and skills are adapted to accommodate individuals with disabilities or others who have special swimming instruction needs. Cost per 30 minute class is \$9.00. Classes are available on a limited schedule. A medical history form and written permission from doctor is required. Parent consultation with instructor will be required for all minors. Please register by calling Blaise at 235-8394.

PRIVATE SWIMMING LESSONS

Private lessons are customized to each swimmer's ability and comfort level. One-on-one 30 minute instruction makes it easy for participants to grow in their swimming skills and gain confidence in the water. Contact the front desk to register at 235-8383. Private lessons are available depending on instructor availability. Open to ages 4+.

1 Lesson - \$35 (\$45 non-aquatic member)

6 Lessons - \$189 (\$243 non-aquatic member)

AMERICAN RED CROSS



LIFEGUARD TRAINING:

\$160

Ages: 16+

December 17-21

M/T/W— 4:30 to 9:00 pm

TH/F—8:00 am to 1:00 pm

Activity Code: #8219

Pre-Course Swim Dates:

Please Register for one of the two pre-course swim dates:

4:30- 5:15 pm

Wednesday 12/5— #8220

Thursday 12/13—#8273

MERMAID SWIMMING LESSONS

All classes held Tuesday/Thursday. Please register by dates listed for concurrent Swim Lesson sessions

Do mermaids exist? You bet and they are here in Casper! Has your little swimmer dreamed of life under the sea? Enroll in our fin-tastic mermaid classes. Participants will learn the necessary skills to become successful mermaids while increasing their swimming abilities and water safety knowledge. It is the goal of our mermaids to motivate your children to learn and have fun with different swimming skills and provide a unique swimming experience. Participants must provide their own monofin for Merlings and tail for The Mermaids.

Course Descriptions:

- **Merguppies** - This beginning class will teach mermaid kick, mermaid breaststroke, mermaid dives and water safety knowledge. Participants must have successfully completed Swim Lessons Level 2 (or equivalent) and be at least 6 years old.
- **Merlings** - In this level, mermaids will build on their beginning swimming skills and be introduced to the first piece of the mermaid tail, the monofin. Participants must have successfully completed the Merguppies or Swim Lessons Level 3 (or equivalent) to register.
- **The Mermaids** - In this final level of becoming a mermaid, participants will learn strengthening exercises, mermaid safety, master the mermaid tricks, be introduced to synchronized swimming and learn the essence of being a mermaid. Participants must have successfully completed the Merlings class or Swim Lessons Level 5 (or equivalent) to register. Instructor will test participants to ensure they are ready for this level.

Session 1: September 24 - October 18 5:30-6:30 PM - # 8278 - Merguppies #8279- Merlings

Session 2: October 22 - November 15 5:30-6:30 PM - # 8280 - Merlings #8281 - Mermaids



Swim Lessons

RED CROSS LEARN TO SWIM CLASSES

Participants must be the required age by the first day of class:

Preschool levels: Ages 3-6

Level 1 - 5: Ages 5+

Parent-Tot: 6 mo. - 3 yrs

PARENT - TOT

30 minute classes / 40 min Saturday

Parent child aquatics familiarizes young children to the water and prepares them to learn to swim. This course gives parents important safety information and the techniques to help orient children to the water.

PRESCHOOL 1

30 minute classes / 40 min Saturday

Pre-K 1 is the first level of skill building after Parent -Tot. Students learn to feel comfortable in the water and enjoy the water safely. Participants begin the fundamentals of aquatic skills.

PRESCHOOL 2

30 minute classes / 40 min Saturday

Pre-K 2 is designed for children younger than 5 who have already been in preschool aquatics and wish to develop swimming readiness. Skills are similar to Level 1 and 2, just adapted for younger participants.

LEVEL 1

Introduction To Water Skills

Designed for the non-swimmer who wishes to develop swimming readiness. Elementary skill are taught to help participants feel comfortable in and enjoy the water safely. Recommended for children ages 6+ who have never had swim lessons.

LEVEL 2

Fundamental Aquatic Skills

Designed for the beginner who is comfortable in the water and ready to begin the fundamentals of future strokes on their front and back.

LEVEL 3

Stroke Development

Designed for those who have completed Level 2, or equivalent, and have begun swimming on their own. Participants will learn front crawl and elementary backstroke while building the fundamentals of breaststroke, sidestroke and butterfly.

LEVEL 4

Stroke Improvement

Designed for those who have completed Level 3, or equivalent, and are ready to build stamina while improving front crawl, breaststroke and elementary backstroke while being introduced to butterfly and back crawl.

LEVEL 5

Stroke Refinement

Designed for those who have completed Level 4, or equivalent, and are ready to refine all six strokes: Front crawl, back crawl, breaststroke, sidestroke, elementary backstroke and butterfly.

SWIM LESSONS WEEKDAY SCHEDULE

SESSION DATES

I: SEPTEMBER 24 - OCTOBER 18

II: OCTOBER 22- NOVEMBER 15

Registration Deadline Dates I: September 20 II: October 18

No Class on Halloween, Session 2 M/W class pricing has been adjusted for 7 classes

TIME AND LEVEL	DAYS	# OF CLASSES	FEE W/ PASS	FEE NO PASS	SESSION I	SESSION II
5:30 – 6:10 pm						
Swim Lesson Level 1-3	M,W	8	\$43	\$53	8221	8222
Parent-Tot	M,W	8	—	\$45	8223	8224
Preschool 1	M,W	8	—	\$58	8225	8227
Preschool 2	M,W	8	—	\$58	8228	8229
Swim Lesson Level 1-3	T,TH	8	\$43	\$53	8230	8231
Parent-Tot	T,TH	8	—	\$45	8226	8232
Preschool 1	T,TH	8	—	\$58	8233	8234
Preschool 2	T,TH	8	—	\$58	8235	8236
6:20 - 7:00 pm						
Swim Lesson Level 1-3	M,W	8	\$43	\$53	8237	8238
Swim Lesson Level 4-5	M,W	8	\$43	\$53	8239	8240
Preschool 1	M,W	8	—	\$58	8241	8242
Preschool 2	M,W	8	—	\$58	8243	8244
Swim Lesson Level 1-3	T,TH	8	\$43	\$53	8245	8264
Swim Lesson Level 4-5	T,TH	8	\$43	\$53	8247	8248
Preschool 1	T,TH	8	—	\$58	8249	8250
Preschool 2	T,TH	8	—	\$58	8251	8252

SWIM LESSONS SATURDAY SCHEDULE

I: SEPTEMBER 8-OCTOBER 6

II: OCTOBER 20-NOVEMBER 17

Registration Deadline Dates I: September 4 II: October 16

TIME AND LEVEL	DAY	# OF CLASSES	FEE W/ PASS	FEE NO PASS	SESSION I	SESSION II
9:30 – 10:20 am						
Swim Lesson Level 1-3	SAT	5	\$37	\$47	8253	8254
Swim Lesson Level 4-5	SAT	5	\$37	\$47	8255	8256
Parent-Tot	SAT	5	—	\$40	8257	8258
Preschool 1	SAT	5	—	\$51	8259	8260
Preschool 2	SAT	5	—	\$51	8261	8262
10:25 - 11:15 am						
Swim Lesson Level 1-3	SAT	5	\$37	\$47	8263	8264
Swim Lesson Level 4-5	SAT	5	\$37	\$47	8265	8266
Parent-Tot	SAT	5	—	\$40	8267	8268
Preschool 1	SAT	5	—	\$51	8269	8270
Preschool 2	SAT	5	—	\$51	8271	8272

Participants may not make up missed classes.
Water safety knowledge is an integral part of all swimming lessons.

Ice Arena

PUBLIC SKATING SCHEDULE*

(Skating sessions may be added during holidays)

Daily.....1:00 - 3:00 pm
 Friday Evenings.....5:00 - 7:00 pm

ADMISSION: \$5.00

PUNCH PASS ADMISSION: \$4.50
 (Increments of 10 punches purchased)

SKATE RENTAL: \$2.75

WALKER/TRAINER RENTAL: \$3.00

FREE admission & skate rental for children 4 years old and under when accompanied by a paid admission!

PUBLIC SKATING CANCELLATIONS:

Sept. 3, Nov. 22, Dec. 25, Jan. 1

*Schedule subject to change due to special events.
 Please call 235-8484 for the most up-to-date schedule.

SAVE YOUR CASH...GET A PASS!

Passes are good for all public sessions and skate rental is included, along with discounts for skating classes. All passes are good for one year from the purchase date.

Child (Age 5 - 12 years)	\$ 55.00
Youth (Age 13-18 years)	\$ 70.00
Adult (Age 19 years & older)	\$ 90.00

Multi-Facility Passes are also available! Please see page 2 for details.

DROP-IN HOCKEY RATES

Stick & Puck Single Session	\$ 6.50
Stick & Puck Punch Pass (10 Sessions)	\$ 55.00
Drop-In Hockey	\$ 8.50
Drop-In Hockey Punch Pass (10 Sessions)	\$ 75.00

FREESTYLE (FIGURE SKATING) SESSIONS:

Each session lasts for 1 hour

Unlimited Usage Freestyle Season Pass	\$750.00
Coaches Freestyle Season Pass	\$375.00
10-Session Skater/Coach Punch Pass	\$ 55.00
<i>(Punches must be purchased in increments of 10)</i>	
Walk-On Rate-Single Session	\$ 6.50

Casper Ice Arena 235-8484



ICE ARENA BIRTHDAY PARTIES

- Admission • Skate rental • Reserved lobby table
- Beverages • Hot dogs or Pizza
- Free passes for all guests for a future Public Skate

Check for availability at 307-235-8484



ICE SKATING OPEN HOUSE

Saturday, September 8

FREE Public Skating from 1:00-3:00 pm
 FREE Ice Skating Lesson starting at 12:30 pm


Spooky Skate

FRIDAY, OCTOBER 26

5:00- 7:00 PM

FEE: \$4 (\$3 WITH A COSTUME)

TURKEY BOWL SKATE



Saturday,
 November 17

1:00 - 3:00 pm

\$4 Admission

FREE Skate Rental



SKATE WITH SANTA!

Saturday,
 December 22
 1:00-3:00 pm

Santa Claus will be skating at the Casper Ice Arena. All ages are welcome and admission is only \$4.00 per person with FREE skate rental!

Skating Classes

TOTS Age 3-5	COURSE #	DAYS	TIMES	DATES	CIA PASS FEE	NON PASS FEE
Learn-to-Skate class for children who have never ice skated before.	8202	MONDAY	5:25 -5:55 pm	9/17-10/22	\$50.00	\$55.00
	8203	MONDAY	5:25 -5:55 pm	10/29-12/10	\$50.00	\$55.00
	8204	SATURDAY	11:30 am-12:00 pm	9/15-10/20	\$50.00	\$55.00
	8205	SATURDAY	11:30 am-12:00 pm	10/27-12/8	\$50.00	\$55.00
TOTS + Age 3-5	COURSE #	DAYS	TIMES	DATES	CIA PASS FEE	NON PASS FEE
Ice Skating class for children who are able to ice skate forward.	8198	MONDAY	5:25 -5:55 pm	9/17-10/22	\$50.00	\$55.00
	8199	MONDAY	5:25 -5:55 pm	10/29-12/10	\$50.00	\$55.00
	8200	SATURDAY	11:30 am-12:00 pm	9/15-10/20	\$50.00	\$55.00
	8201	SATURDAY	11:30 am-12:00 pm	10/27-12/8	\$50.00	\$55.00
BEGINNER AGE 6 - 9	COURSE #	DAYS	TIMES	DATES	CIA PASS FEE	NON PASS FEE
Learn-to-Skate class for children who have never ice skated before.	8187	MONDAY	5:25 -5:55 pm	9/17-10/22	\$50.00	\$55.00
	8188	MONDAY	5:25 -5:55 pm	10/29-12/10	\$50.00	\$55.00
	8189	SATURDAY	11:30 am-12:00 pm	9/15-10/20	\$50.00	\$55.00
	8190	SATURDAY	11:30 am-12:00 pm	10/27-12/8	\$50.00	\$55.00
BEGINNER + AGE 6 - 9	COURSE #	DAYS	TIMES	DATES	CIA PASS FEE	NON PASS FEE
Ice Skating class for children who are able to ice skate forward.	8183	MONDAY	5:25 -5:55 pm	9/17-10/22	\$50.00	\$55.00
	8184	MONDAY	5:25 -5:55 pm	10/29-12/10	\$50.00	\$55.00
	8185	SATURDAY	11:30 am-12:00 pm	9/15-10/20	\$50.00	\$55.00
	8186	SATURDAY	11:30 am-12:00 pm	10/27-12/8	\$50.00	\$55.00
YOUTH AGE 9 - 14	COURSE #	DAYS	TIMES	DATES	CIA PASS FEE	NON PASS FEE
Learn-to-Skate class for children who have never ice skated before.	8208	MONDAY	5:25 -5:55 pm	9/17-10/22	\$50.00	\$55.00
	8209	MONDAY	5:25 -5:55 pm	10/29-12/10	\$50.00	\$55.00
YOUTH + AGE 9 - 14	COURSE #	DAYS	TIMES	DATES	CIA PASS FEE	NON PASS FEE
Ice Skating class for children who are able to ice skate forward.	8206	MONDAY	5:25 -5:55 pm	9/17-10/22	\$50.00	\$55.00
	8207	MONDAY	5:25 -5:55 pm	10/29-12/10	\$50.00	\$55.00

What's included with Skating Class?

- ◆ 6 weeks of ice skating or hockey lessons.
- ◆ Skate rental and helmets
- ◆ **Free Public Skating** for students during course session.
*Excluding special events
- ◆ *Celebrate Skate* is held on the last day of each session for everyone to enjoy together.
- ◆ Opportunities to join the hockey or figure skating clubs.



Skating Classes

Learn-to-Play Hockey AGES 5 & UP	COURSE #	DAYS	TIMES	DATES	CIA PASS FEE	NON PASS FEE
Skills include forward skating, puck handling, shooting, and team play.	8194	SATURDAY	12:05 -12:50 pm	9/15-10/20	\$50.00	\$55.00
	8195	SATURDAY	12:05 -12:50 pm	10/27-12/8	\$50.00	\$55.00
BAD HOCKEY LEAGUE	COURSE #	DAYS	TIMES	DATES	CIA PASS FEE	NON PASS FEE
Beginner Adult Development	8182	SUNDAY	9:15 am / 10:30 am	9/23-10/28	\$85.50	\$95.00
POWER SKATING & SHOOTING	COURSE #	DAYS	TIMES	DATES	CIA PASS FEE	NON PASS FEE
Practices advanced ice skating and shooting techniques to enhance	8196	TUESDAY	4:15-5:15 pm	9/18-10/23	\$85.50	\$95.00
CASPER ADULT HOCKEY LEAGUE	COURSE #	DAYS	TIMES	DATES	Half Season	Full Season
Season includes 15 games plus playoff series.	8191	SUNDAY	8:45 pm / 9:55 pm	11/4 -5/5/19	\$140	\$275

LOCAL CLUBS AT THE CASPER ICE ARENA



Casper Figure Skating Club:
Kayla Tanner
CasperFSC@hotmail.com



Casper Amateur Hockey Club:
Diane Berg
Club@Casperhockey.com



Casper Curling Club:
Dean Boril
dboril@alluretech.net



HOCKEY



Coming in November...

Middle School Hockey League

Practice and Games: After school Mon-Thurs.
6, 7, 8th Grade non-check hockey for beginners!

Facility Rentals

AQUATIC CENTER PARTIES AND RENTALS

The Casper Family Aquatic Center is available for birthday parties and group outings.

Fees:

Party Room:

\$50 - Maximum of 1.5 hours

Sundays Only:

\$35 - 1 hour

(does not include pool admission for each person)

Birthday parties include table covering and balloon bouquet.

Conference Room:

\$20/Hour

(Maximum of \$135 per day)

Entire Facility:

\$375 - Maximum of three hours

(Available after hours only)

Reservations must be made and paid for at least 7 days in advance. Call 235-8403 to make your reservation.

RECREATION CENTER ROOM RENTALS

The Recreation Center is available for rental by outside groups.

Facilities and Rental Fees:

Game Room: \$15/Hour (Maximum of \$85 per day)

River or Desert Room

\$20/Hour (Maximum of \$135 per day)

Funshine Corner or Sage Studio:

\$25/Hour (Maximum of \$170 per day)

Activity Room (Kitchen Included):

-Half \$25/Hour (Maximum of \$170 per day)

-Full \$40/Hour (Maximum of \$270 per day)

Gymnasium:

-Half \$50/Hour (Maximum of \$335 per day)

-Full \$75/Hour (Maximum of \$500 per day)

Entire Facility: -After Hours Only \$125/Hour

Additional staffing fees may apply.

Call 235-8403 to make your reservation. Reservations must be made and paid for at least 7 days in advance.

ICE ARENA GROUP OUTINGS

A cool idea for your next group outing: Rent the Ice Arena! Affordable hourly rates include skate rentals for everyone. Rental hours vary, so call ahead to reserve a spot for your event.

Rental Rates:

Under 100 skaters	\$150/hour	April - September
	\$160/hour	Oct. - March
101-149 skaters	\$185/hour	April - September
	\$195/hour	Oct. - March
150-199 skaters	\$235/hour	April - Sept.
	\$245/hour	Oct. - March
200 or more	\$285/hour	April - Sept.
	\$295/hour	Oct. - March

OTHER CONTACTS:

Stuckenhoff Sports Shooters Complex - 265-2535
Fort Casper Museum - 235-8462
Golf Course - 2010 Allendale Blvd - 233-6620
Hogadon Basin Ski Area - Casper Mtn. - 235-8499
Casper Events Center - 235-8441; Box Office - 577-3030
North Casper Clubhouse - 235-8400
Casper Rail/Trail - Walking Path, Playground, Shelter - 235-8400
Crossroads & North Casper Sports Complexes-235-8403

Super Special Events!

FALL CARNIVAL



SATURDAY, OCTOBER 20

CASPER RECREATION CENTER 6:00 - 8:00 pm

Join us for carnival games, inflatable fun, and other spook-tacular activities! Candy and prizes will be awarded at the games and refreshments will be available. This FREE Community Recreation Foundation sponsored event is open to kids 12 and under and their parents.



CRAFT FAIR

Friday, November 16, 3:00-8:00 pm

Saturday, November 17, 9:00 am-4:00 pm

Casper Events Center

Join us for the largest Craft Fair in Wyoming, November 16 & 17 at the Casper Events Center. Limited booth space may be available; please contact the Recreation Center for information. Admission is free; Donations appreciated! The Craft Fair benefits the Community Recreation Foundation in providing scholarships for recreational activities for youth and senior citizens.

Largest Craft Fair in Wyoming!



Holiday Events

Have a festive time participating in a holiday-themed swim event or skating at the Ice Arena!

SATURDAY, DECEMBER 15: 12:00-3:00 pm:

SWIM and join in the holiday festivities at the Aquatic Center: \$4 per person.

SATURDAY, DECEMBER 22: 1:00-3:00 pm:

Visit Santa at the Ice Arena!

SKATE with Santa at the Ice Arena:

Featuring skating and sleigh rides with Santa. Only \$4.00 per person with FREE skate rental!



From: Rick Kaysen [mailto:rkaysen@wyomuni.org]
Sent: Sunday, August 12, 2018 3:16 PM
Subject: Malt Beverage Liquor Licenses

Good afternoon—I have an inquiry from a WY municipality re: the subject topic trying to determine if there is any interest in amending statute 12-4-504 (follows below, 12-4-502 also added as related to discussion) to allow for more flexibility. 12-4-504 allows a special malt beverage permit, but requires an enclosed space, full kitchen, and a minimum of 5,000 seats. Possible changes may include allowing permits for outdoor plaza events, weddings/anniversaries, parties, perhaps wine/champagne is allowed—the idea is to not require a license holder or caterer to apply for the permit, etc.

Thus, what are some thoughts/ideas, are there needs for changes, what is the frequency of requests you receive that require what existing state statute requires, other helpful information?

Thanks in advance for your assistance, and if your response is received no later than August 22nd it is appreciated.

This request will also be sent to Clerks.

12-4-504. Special malt beverage permit for public auditoriums, civic centers or events centers. (a) The appropriate licensing authority in a county, city or town may issue a special malt beverage permit to any responsible person or organization for sales of malt beverages at public auditoriums, civic centers or events centers. The issuing body may provide rules to implement this section.

12-4-502. Twenty-four hour malt beverage permit and catering permit; restrictions; application procedure; fees. (a) A malt beverage permit authorizing the sale of malt beverages only may be issued by the appropriate licensing authority to any responsible person or organization for sales at a picnic, bazaar, fair, rodeo, special holiday or similar public gathering. No person or organization holding the special permit shall sell any alcoholic liquor other than malt beverages on the premises described on the permit, nor shall any malt beverage be sold or consumed off the premises authorized by the permit.

(b) A catering permit authorizing the sale of alcoholic and malt beverages may be issued by the appropriate licensing authority to any person holding a retail or resort retail liquor license authorizing the off-premises sale of both alcoholic and malt beverages, for sales at meetings, conventions, private parties and dinners or at other similar gatherings not capable of being held within the licensee's licensed premises. No licensee holding a catering permit shall sell or permit consumption of any alcoholic or malt beverage off the premises described in the permit. Notwithstanding any other provision of this subsection, closed-container items sold at auction for the benefit of a nonprofit organization may be taken off-premises.

(c) The permits authorized by this section shall be issued for one (1) twenty-four (24) hour period, subject to the schedule of operating hours set pursuant to W.S. 12-5-101. No person or organization shall receive more than a total of twelve (12) malt beverage and thirty-six (36) catering permits for sales at the same premises in any one (1) year, except that this limitation shall not be applicable to malt beverage permits issued for sales at any fair, rodeo, pari-mutuel event or other similar public event conducted by a public entity upon public premises, or to catering permits for events at the facilities of the University of Wyoming in Laramie, including the Marian H. Rochelle Gateway Center. **(d)** The malt beverage permit and the catering permit shall be issued on application to the appropriate licensing

authority without public notice or hearing. An application for a malt beverage permit or catering permit under this section shall be accompanied by a designation of the event for which the application is sought specifying the type of event and the name of the sponsor. Any applicant applying for a permit authorized by this section and having licensed premises located within a jurisdiction other than that jurisdiction to which application is made, shall secure the written approval of the licensing authority of that jurisdiction in which the licensed premises are located prior to filing an application for a permit. (e) The fee for the malt beverage permit and the catering permit shall be not less than ten dollars (\$10.00) nor more than one hundred dollars (\$100.00) per twenty-four (24) hour period, payable to the appropriate licensing authority.

Rick Kaysen, Executive Director
Wyoming Association of Municipalities
315 West 27th Street
Cheyenne, WY 82001
307-632-0398
rkaysen@wyomuni.org
www.wyomuni.org

From: Rick Kaysen [mailto:rkaysen@wyomuni.org]

Sent: Tuesday, August 14, 2018 3:20 PM

To: Andrew Nelson <anelson@kemmerer.org>; Barry Cook <Bcook@cityofcody.com>; Eric Fountain <efountain@cheyennecity.org>; Evan Byrd <ebyrd@starvalleyranchwy.org>; Carter Napier <cnapier@casperwy.gov>; Janine Jordan <jjordan@cityoflaramie.org>; Jed Nebel <jnebel@townoflovell.com>; Jolene Martinez <jmartinez@casperwy.gov>; Jonathan Teichert <jteichert@cityofdouglas.org>; Larry Pardee <lpardee@townofjackson.com>; Mark Collins <mcollins@sheridanwy.net>; Marla Brown <mbrown@rawlins-wyoming.com>; Mike Coleman <mcoleman@millswy.gov>; Patrick Davidson <patrickd@gillettewy.gov>; Paul Thur <greybulladmin@wyonet.net>; Rajeon Strube Fossen <rsfossen@landerwyoming.org>; Reed Clevenger <rclevenger@cityofgreenriver.org>; Renee Jordan-Smith <rjordansmith@casperwy.gov>; Roxanne DeVries Robinson <rrobinson@jacksonwy.gov>; Scott Hannum <shannum@rawlins-wyoming.com>; Tony Tolstedt <ttolstedt@rivertonwy.gov>; Violet Sanderson <sandersonjv@gmail.com>; Zane Logan <zlogan@cityofpowell.com>

Subject: Transportation Alternatives Program (TAP) Advisory Committee--WYDOT

Good afternoon--

WYDOT is the pass through agency for TAP funding through the Federal Highway Administration. One of the requirements of the TAP program is for the pass through agency to have a competitive selection process for funding decisions. In order to satisfy this requirement, WYDOT utilizes a selection committee. The purpose of the Committee is to make TAP funding recommendations to the Transportation Commission. One member of the TAP Advisory Committee is appointed by WAM.

WAMs (the municipalities) representative serves a 5 year term, and TAP meets once per year in Cheyenne for funding recommendations.

Please share this email within in your respective municipality to determine who may interested in serving in this position, and of course with the municipalities approval. Interested individuals can either be an elected or non-elected person.

Please submit names no later August 31, 2018 to me.

Thank you—

This email content will also be sent to Clerks/Treasurers; it may be a duplicate within some cities and towns.

Rick Kaysen, Executive Director
Wyoming Association of Municipalities
315 West 27th Street
Cheyenne, WY 82001
307-632-0398
rkaysen@wyomuni.org
www.wyomuni.org

From: Earla [mailto:hecchi@wymuni.org]
Sent: Friday, August 17, 2018 3:17 PM
To: Renee Jordan-Smith <rjordansmith@casperwy.gov>
Subject: Word from WAM



Wyoming
Association of
Municipalities
Building Strong Communities

Word from WAM!

A Weekly Message

Primary Election August 21, 2018



WYDOT State Transportation Improvement Program

The Wyoming Department of Transportation is seeking public comment and review of its 2019 road improvement planning document.

WYDOT's draft State Transportation Improvement Plan (STIP) for 2019 is available at <http://www.dot.state.wy.us/STIP> on the department's website.

The STIP contains a listing of highway and bridge projects, airport improvement work and Public Safety Communications Commission projects that WYDOT tentatively expects to contract for during the upcoming fiscal year beginning Oct. 1. The final STIP will also incorporate WYDOT's capital improvement projects. The final approved STIP is published annually and updates are issued quarterly.

The public can submit their comments by email (<http://www.dot.state.wy.us/ContactWYDOT/?id=128>) or by mail to 5300 Bishop Blvd., Cheyenne, WY 82009. The deadline for receiving draft STIP comments is Sept. 7, 2018.

Besides 2019 projects, the draft STIP includes a listing of transportation projects slated through 2024. It also includes a summary of pass-through federal funding for public transportation throughout the state.

Highway projects are listed by county and note the general character of work for the various transportation system projects. These projects include highway, transit, airports and others.

WYDOT emphasizes that the STIP project listing is tentative and is revised in accordance with changes in funding levels, highway conditions and other issues that arise during the advance project design phase.

For further information or if you have questions, please contact Sara Ellis at 307-777-4438 or email her at sara.ellis@wyo.gov.

Coming to Your Municipality Soon!

WAM will be launching its new Training Videos.

The topics are:

- **Fundamentals of Municipal Budgeting**
- **Guidelines for the Conduct of Elected Officials**
- **Basic Responsibilities of the Governing Body**

- **Ethics and Conflict of Interest**
- **Wyoming Open Meetings Law**
- **Legal Framework for Municipal Government**
- **Wyoming Public Records Act**

Join the WAM Team!

Legislative Director Position Opening

The Wyoming Association of Municipalities (WAM) is a member service organization looking for a Legislative Director. We care greatly about supporting ALL of Wyoming's municipalities. Our mission is to advocate for cities' and towns' common interest and provide educational opportunities for our members. If you like the idea of helping communities in Wyoming become more successful, you will love working on the WAM Team!

WAM is seeking a full time Legislative Director to direct WAM's overall legislative advocacy and policy development at the state level and to coordinate with the Executive Director on advocacy and policy development at the federal level. You will fill the role of WAM's public voice on legislative issues; be WAM's state legislative lobbyist; develop an Annual Legislative Plan; maintain and manage funding models for municipalities; have excellent written and verbal communication skills. Must be able to travel to various meetings throughout the state with flexibility to work evenings and weekends as schedules require.

Candidates should have a bachelor's degree in political science, public administration, finance, communications, or related field; a minimum of three years of relevant experience in local government; three years of management experience; and legislative advocacy or other government related experience. Financial/accounting experience is beneficial. Hold and maintain a valid Wyoming Class C driver's license or ability to acquire a Wyoming Class C license; and is capable of being bonded. Must live in or be willing to relocate to Cheyenne, WY.

As a full-time employee you will qualify for health insurance, retirement, vacation and sick leave benefits. The salary range for this position is \$59,000 - \$69,000 annually. WAM is an EOE.

To apply for this position, please email a cover letter and resume to Earla Checchi at checchi@wyomuni.org by *August 21, 2018*.

Broadband Advisory Council to hold public meeting

The Broadband Advisory Council will hold a public meeting from 8 a.m. to 5 p.m. on Thursday, Aug. 23, at the Rodeway Inn Pronghorn Lodge, 150 E. Main St., in Lander.

The public is encouraged to attend or watch via Facebook Live on the Wyoming Business Council's Facebook page.

The Wyoming Legislature [created the Advisory Council during its 2018](#) session to expand broadband opportunities to areas of the state with limited options or slower than satisfactory speeds.

Members of the council provide advice and recommendations to the Wyoming Business Council, the state's economic development agency, to aid in inventorying current broadband availability, developing best practices for efficiently expanding broadband services, and ensuring state and local policies are conducive to the development of broadband services.

The broadband enhancement plan is currently available at www.wyomingbusiness.org/broadband, or by clicking [here](#), for public review until Aug. 20. A final plan is due to the Legislature and the Economically Needed Diversity Options for Wyoming executive Council by Sept. 1.

For more information, call Broadband Manager Russ Elliott at 307-777-6430, or email him at russ.elliott@wyo.gov.

About the Wyoming Business Council: Our mission is to increase Wyoming's prosperity. We envision a Wyoming where industries are strong, diverse and expanding. Small business is a big deal. Communities have the highest quality of life. Wyoming is the technology center of the High Plains. Wyoming knows no boundaries. Please go to www.wyomingbusiness.org for more information.

- [Wyo+Broadband+Enhancement+Plan.pdf](#)



The crisp mornings and cool evenings remind us that the beautiful season of Fall in Wyoming is just around the corner.

Fall Regional Meetings are being finalized; however, for your calendars the tentative schedule and locations are:

Region 1, Wednesday, September 5, Laramie

Region 2, Saturday, September 22, Gillette

Region 3, Thursday, September 6, Powell

Region 4, Wednesday September 12, Lander

Region 5, Thursday, September 13, Jackson

Region 6, Monday, September 24, Rawlins

Watch for future communications for more details, and thanks to our host communities.

**Save the Date
WAM's Fall Workshop in Lander, WY**



WAM's Fall Workshop for Administrators/Manager and Finance Directors will be held October 31 - November 2, in Lander WY.

More details to come!

See you in Lander!

2018 City Summit National League of Cities



The City Summit is for local leaders to convene and collaborate on solutions to the common challenges facing America's cities. Each year, the conference is hosted in a different U.S. city - offering fresh and new best practices for government officials to improve the conditions back home.

Learn more at citysummit.nlc.org.

The beautiful Los Angeles, California will be the 2018 host.

2019 WAM Winter Conference Coming Soon to Cheyenne

**Come join us for the WAM Winter Conference to be held
February 20-22, 2019 at Little American in Cheyenne.**

More details to come!

Legislative Interim Committee Meetings

Minerals, Business & Economic Development

8/27/2018 - 8/28/2018 - 8:00 AM

Laramie, WY

Travel, Recreation, Wildlife & Cultural Resources

8/30/2018 - 8/31/2018

8:00 AM

Uinta County Library, Bridger-Carter Room

Evanston, Wyoming

Appropriations

9/18/2018 - 9/19/2018, 8:30 AM

Bomber Mountain Civic Center

63 N. Burritt Ave.

Buffalo, Wyoming

Livestream available on the Legislature's website at www.wyoleg.gov

Corporations, Elections & Political Subdivisions

9/18/2018 - 9/19/2018 - 8:00 AM

Days Inn, 115 E. Park Street, Thermopolis, WY

Livestream available on the Legislature's website at www.wyoleg.gov

Revenue

9/20/2018 - 9/21/2018, 8:30 AM

Buffalo, Wyoming

Judiciary Committee

9/20/2018 - 9/21/2018 - 8:00 AM

University of Wyoming, Coe Library, 1000 E. University Ave., Laramie, WY

Livestream available on the Legislature's website at www.wyoleg.gov

Blockchain Task Force

9/24/2018 - 9/25/2018, 8:30 AM

Teton County Library, Ordway Auditorium

Jackson Hole, Wyoming

Agriculture, State and Public Lands & Water Resources

9/27/2018 - 9/28/2018 -8:00 AM

Northwest College, Yellowstone Conference Center, 331 W. 7th Street, Powell, WY

Livestream available on the Legislature's website at www.wyoleg.gov

Education Committee

9/27/2018 - 9/28/2018 - 8:30 AM

UW at Casper College, UU 322, 125 College Drive, Casper, WY

Livestream available on the Legislature's website at www.wyoleg.gov



tel: 307.632.0398 | fax: 307.632.1942 | www.wyomuni.org

From: Earla Checchi [mailto:checchi@wyomuni.org]
Sent: Tuesday, August 14, 2018 1:50 PM
Subject: FW: WYDOT State Transportation Improvement Program

Please see the below information from WYDOT in reference to the State Transportation Improvement Program. Please contact Sara Ellis at (307) 777-4438 or email her at sara.ellis@wyo.gov if you have questions.

Earla

The Wyoming Department of Transportation is seeking public comment and review of its 2019 road improvement planning document.

WYDOT's draft State Transportation Improvement Plan (STIP) for 2019 is available at <http://www.dot.state.wy.us/STIP> on the department's website.

The STIP contains a listing of highway and bridge projects, airport improvement work and Public Safety Communications Commission projects that WYDOT tentatively expects to contract for during the upcoming fiscal year beginning Oct. 1. The final STIP will also incorporate WYDOT's capital improvement projects. The final approved STIP is published annually and updates are issued quarterly.

The public can submit their comments by email (<http://www.dot.state.wy.us/ContactWYDOT/?id=128>) or by mail to 5300 Bishop Blvd., Cheyenne, WY 82009. The deadline for receiving draft STIP comments is Sept. 7, 2018.

Besides 2019 projects, the draft STIP includes a listing of transportation projects slated through 2024. It also includes a summary of pass-through federal funding for public transportation throughout the state.

Highway projects are listed by county and note the general character of work for the various transportation system projects. These projects include highway, transit, airports and others.

WYDOT emphasizes that the STIP project listing is tentative and is revised in accordance with changes in funding levels, highway conditions and other issues that arise during the advance project design phase.

Sara Janes Ellis

Local Government Coordinator
Wyoming Department of Transportation
5300 Bishop Blvd.
Cheyenne, WY 82009-3340
(307) 777-4438 Desk
(307) 630-0472 Mobile
sara.ellis@wyo.gov - www.dot.state.wy.us

DRAFT

2019

State

Transportation

Improvement

Program



STATE TRANSPORTATION IMPROVEMENT PROJECTS CONSTRUCTION

Albany County

Transportation Projects

Fiscal Year: 2019

Trans Comm Dist	Project		General Location	Detail Location	LRS ID	Begin RM	End RM	Length	Character of Work	Cost \$1000				
										Federal	State	Other	Total	
2	NHPPI 330.24	1805172	LARAMIE TO CHEYENNE	COUNTY LINE WEST STRUCTURE NO. AXZ, AYA	80	330.24	336.60	6.36	PAVEMENT REHABILITATION	5,603	437	0	6,040	
2	NHPPI 291.46	1805174	RAWLINS TO LARAMIE	HERRICK LANE TO QUEALY DOME EAST STRUCTURE NO. AWQ, AWR	80	291.46	299.50	8.04	PAVEMENT REHABILITATION	9,534	744	0	10,278	
2	SCP-TC 22.16	P261030	LARAMIE TO COLORADO	HARMONY-MOUNTAIN HOME/WY 230 STRUCTURE NO. CIH	26	22.16	33.04	10.88	PAVEMENT REHABILITATION	0	4,422	0	4,422	
2	STP 328.52	P551021	LARAMIE	GRAND AVENUE/3RD STREET TO 15TH STREET	55	328.52	329.32	0.81	PAVEMENT REHABILITATION	2,344	246	0	2,590	
FY TOTAL:										26.09	\$17,481	\$5,849	\$0	\$23,330

Transit Projects

Fiscal Year: 2019

Trans Comm Dist	Project		General Location	Eligible Provider	Funding Source	Character of Work	Cost \$1000			
							Federal	State	Other	Total
2	FTA	FT19001	LARAMIE	EPPSON CENTER FOR SENIORS, INC.	STATE	OPERATING/ADMIN/MAINT	0	68	36	104
1	FTA	FT19002	LARAMIE	UNIVERSITY OF WYOMING	5311	OPERATING/ADMIN/MAINT	1,500	0	928	2,428
2	FTA	FT19066	LARAMIE	UNIVERSITY OF WYOMING	5339	PURCHASE FOUR HEAVY-DUTY BUSES	608	0	152	760
FY TOTAL:							\$2,108	\$68	\$1,116	\$3,292

Aeronautics Projects

Fiscal Year: 2019

Aero Comm Dist	Project		General Location			Character of Work	Cost \$1000			
							Federal	State	Other	Total
1	AERO	ALAR27D	LARAMIE			BUILDINGS	0	2,250	1,500	3,750
1	AERO	ALAR27E	LARAMIE			BUILDINGS	1,000	40	27	1,067
FY TOTAL:							\$1,000	\$2,290	\$1,527	\$4,817



STATE TRANSPORTATION IMPROVEMENT PROJECTS ENGINEERING

Albany County

Transportation Projects

Fiscal Year: 2020

Trans Comm Dist	Project		General Location	Detail Location	LRS ID	Begin RM	End RM	Length	Character of Work	Cost \$1000				
										Federal	State	Other	Total	
2	SCP-TC 0.10	0104064	LARAMIE	HERRICK LANE/WY 12	104	0.10	12.18	12.08	PAVEMENT REHABILITATION	0	3,418	0	3,418	
2	NHPPI 319.00	1805178	LARAMIE TO CHEYENNE	TELEPHONE CANYON STRUCTURE NO. BLJ	80	319.00	324.00	5.00	STRUCTURE REPAIR	3,562	278	0	3,840	
2	HSIP 280.90	1805181	TRANSPORTATION DISTRICT 1	I-80/SIGN UPGRADE	80	280.90	336.60	55.70	SAFETY IMPROVEMENTS	835	65	0	900	
2	SCP-TC 11.50	P261029	LARAMIE TO WOODS LANDING	HARMONY/WY 230	26	11.50	22.16	10.66	PAVEMENT REHABILITATION	0	4,811	0	4,811	
FY TOTAL:										83.44	\$4,397	\$8,572	\$0	\$12,969

Aeronautics Projects

Fiscal Year: 2020

Aero Comm Dist	Project		General Location	Character of Work	Cost \$1000			
					Federal	State	Other	Total
1	AERO	ALAR27F	LARAMIE	BUILDINGS	1,000	40	27	1,067
FY TOTAL:					\$1,000	\$40	\$27	\$1,067

Transportation Projects

Fiscal Year: 2021

Trans Comm Dist	Project		General Location	Detail Location	LRS ID	Begin RM	End RM	Length	Character of Work	Cost \$1000				
										Federal	State	Other	Total	
2	NHPPI 282.65	1805177	RAWLINS TO LARAMIE	QUEALY DOME WEST STRUCTURE NO. AWE, AWF, AWH, AWI	80	282.65	291.46	8.81	PAVEMENT REHABILITATION	10,890	850	0	11,740	
2	STP 327.37	N232067	LARAMIE	3RD STREET/CURTIS STREET- BOSWELL DRIVE	23	327.37	400.80	73.43	PAVEMENT REHABILITATION	4,355	458	0	4,813	
FY TOTAL:										82.24	\$15,245	\$1,308	\$0	\$16,553

Aeronautics Projects

Fiscal Year: 2021

Aero Comm Dist	Project		General Location	Character of Work	Cost \$1000			
					Federal	State	Other	Total
1	AERO	ALA002A	LARAMIE	AIRPORT EQUIPMENT	0	630	70	700
1	AERO	ALA003A	LARAMIE	PLANNING STUDY	600	24	16	640



STATE TRANSPORTATION IMPROVEMENT PROJECTS ENGINEERING

Albany County

Aeronautics Projects

Fiscal Year: 2021

Aero Comm Dist	Project	General Location			Character of Work	Cost \$1000			
						Federal	State	Other	Total
FY TOTAL:						\$600	\$654	\$86	\$1,340

Transportation Projects

Fiscal Year: 2022

Trans Comm Dist	Project	General Location	Detail Location	LRS ID	Begin RM	End RM	Length	Character of Work	Cost \$1000					
									Federal	State	Other	Total		
2	STP 0.00	0105014	MCFADDEN TO ROCK RIVER	ALBANY COUNTY SECTION/WY 13 STRUCTURE NO. CIV	105	0.00	8.04	8.04	PAVEMENT REHABILITATION	3,740	393	0	4,133	
2	SCP-TC 0.00	0109026	BOSLER TO WHEATLAND	WY 34	109	0.00	9.70	9.70	PAVEMENT REHABILITATION	0	4,103	0	4,103	
2	STPU-LA 0.00	4206001	LARAMIE	BILL NYE/BOULDER AVENUE TO 15TH CORTHELL AVENUE/WHITMAN TO BILL NYE AVENUE	4206	0.00	0.00	0.00	NEW CONSTRUCTION	581	0	61	642	
2	NHPPI 310.00	1805175	LARAMIE	CURTIS STREET-THIRD STREET STRUCTURE NO. AXD, AXE, AXJ, AXK, LBL, LBM	80	310.00	313.80	3.80	PAVEMENT REHABILITATION	3,502	273	0	3,775	
2	NHPPI 324.01	1805179	LARAMIE TO CHEYENNE	VEDAUWOO WEST STRUCTURE NO. AXU, AXV, AXW, AXX	80	324.01	330.24	6.23	PAVEMENT REHABILITATION	6,435	502	0	6,937	
FY TOTAL:										27.77	\$14,258	\$5,271	\$61	\$19,590

Aeronautics Projects

Fiscal Year: 2022

Aero Comm Dist	Project	General Location			Character of Work	Cost \$1000			
						Federal	State	Other	Total
1	AERO	ALA005A	LARAMIE		AIRPORT EQUIPMENT	0	270	30	300
1	AERO	ALA006A	LARAMIE		PAVEMENT MAINTENANCE	0	700	78	778
1	AERO	ALA007A	LARAMIE		PAVEMENT	200	8	5	213
FY TOTAL:						\$200	\$978	\$113	\$1,291



STATE TRANSPORTATION IMPROVEMENT PROJECTS ENGINEERING

Albany County

Transportation Projects

Fiscal Year: 2023

Trans Comm Dist	Project		General Location	Detail Location	LRS ID	Begin RM	End RM	Length	Character of Work	Cost \$1000				
										Federal	State	Other	Total	
2	STP-BR 0.00	B231005	TRANSPORTATION DISTRICT 1	* STRUCTURE NO. BUY, DJM	103	26.76	26.76	0.00	STRUCTURE REPAIR	905	95	0	1,000	
2	NHPPI-BR 310.45	I805171	LARAMIE	CURTIS STREET INTERCHANGE/I-80 STRUCTURE NO. CXZ	80	310.45	310.45	0.00	BRIDGE REPLACEMENT	6,775	529	0	7,304	
2	SCP-TC 3.45	P261034	LARAMIE TO WOODS LANDING	LAKE HATTIE SECTION/WY 230	26	3.45	11.50	8.05	PAVEMENT REHABILITATION	0	4,114	0	4,114	
FY TOTAL:								8.05			\$7,680	\$4,738	\$0	\$12,418

Aeronautics Projects

Fiscal Year: 2023

Aero Comm Dist	Project		General Location			Character of Work	Cost \$1000				
							Federal	State	Other	Total	
1	AERO	ALA007B	LARAMIE			PAVEMENT	2,200	88	59	2,347	
FY TOTAL:								\$2,200	\$88	\$59	\$2,347

Transportation Projects

Fiscal Year: 2024

Trans Comm Dist	Project		General Location	Detail Location	LRS ID	Begin RM	End RM	Length	Character of Work	Cost \$1000				
										Federal	State	Other	Total	
2	STP 317.99	P232068	LARAMIE TO BOSLER	* LARAMIE NORTH/US 30	23	317.99	327.35	9.36	PAVEMENT REHABILITATION	1,860	196	0	2,056	
FY TOTAL:								9.36			\$1,860	\$196	\$0	\$2,056



Wyoming Department of Transportation
 5300 Bishop Blvd
 Cheyenne, WY 82009

**STATE TRANSPORTATION IMPROVEMENT PROJECTS
 PRELIMINARY ENGINEERING**

Albany County

Transportation Projects

Fiscal Year: 2019

Trans Comm Dist	Project	General Location	Detail Location	LRS ID	Begin RM	End RM	Length	Character of Work	Cost \$1000					
									Federal	State	Other	Total		
2	NHPP1 323.00	1805182	INTERSTATE 80 TO CHEYENNE		SUMMIT INTERCHANGE TO I-25 CHEYENNE	80	323.00	359.60	36.60	ADDITIONAL LANES	1,391	109	0	1,500
FY TOTAL:									36.60	\$1,391	\$109	\$0	\$1,500	



STATE TRANSPORTATION IMPROVEMENT PROJECTS CONSTRUCTION

Big Horn County

Transportation Projects

Fiscal Year: 2019

Trans Comm Dist	Project		General Location	Detail Location	LRS ID	Begin RM	End RM	Length	Character of Work	Cost \$1000				
										Federal	State	Other	Total	
5	STP 19.20	0201018	MANDERSON TO HYATTVILLE	ALKALI CREEK SECTION	201	19.20	22.09	2.89	PAVEMENT REHABILITATION	1,052	111	0	1,163	
5	SCP 0.00	0201019	MANDERSON TO HYATTVILLE	MANDERSON-HYATTVILLE/WY 31 STRUCTURE EAST OF MANDERSON	201	5.49	5.49	0.00	DRAINAGE REPAIR	0	105	0	105	
5	NHPP-GM 187.75	B145005	MANDERSON TO BASIN	US 16 & 20 BETWEEN MANDERSON AND BASIN	34	187.75	188.04	0.29	GRADING	1,044	110	0	1,154	
5	CMP-RF 0.37	B195025	TRANSPORTATION DISTRICT 5	WY 36	207	0.37	3.13	2.76	FENCING	0	96	0	96	
5	NHPP 24.34	DR52090	SHELL TO BURGESS JUNCTION	US 14	37	24.34	24.40	0.06	SLIDE REPAIR	230	24	0	254	
5	NHPP 230.00	N345108	GREYBULL TO LOVELL	LOVELL SOUTH	34	230.00	235.80	5.80	PAVEMENT REHABILITATION	1,593	167	0	1,760	
5	SCP-TC 15.08	N371037	SHELL TO BURGESS JUNCTION	SHELL EAST	37	15.08	19.63	4.55	PAVEMENT REHABILITATION	0	2,245	0	2,245	
FY TOTAL:										16.35	\$3,919	\$2,858	\$0	\$6,777

Communications Projects

Fiscal Year: 2019

Trans Comm Dist	Project		General Location	Detail Location	LRS ID	Begin RM	End RM	Length	Character of Work	Cost \$1000				
										Federal	State	Other	Total	
5	STP 0.00	WLNK003	BIG HORN COUNTY	* NORTHERN REGION OF BIG HORN COUNTY ALONG US 14A	NA	0.00	0.00	0.00	SAFETY IMPROVEMENTS	293	31	0	324	
5	STP 0.00	WLNK004	GREYBULL	* EAST OF GREYBULL ALONG US 14	NA	0.00	0.00	0.00	SAFETY IMPROVEMENTS	293	31	0	324	
FY TOTAL:										0.00	\$586	\$62	\$0	\$648

Transit Projects

Fiscal Year: 2019

Trans Comm Dist	Project		General Location	Eligible Provider	Funding Source	Character of Work	Cost \$1000				
							Federal	State	Other	Total	
5	FTA	FT19003	LOVELL	NORTH BIG HORN SENIOR CENTER, INC.	STATE	OPERATING/ADMIN/MAINT	0	51	28	79	
5	FTA	FT19004	GREYBULL	SOUTH BIG HORN SENIOR CENTER, INC.	STATE	OPERATING/ADMIN/MAINT	0	60	36	96	
FY TOTAL:								\$0	\$111	\$64	\$175

Aeronautics Projects

Fiscal Year: 2019

Aero Comm Dist	Project		General Location	Character of Work	Cost \$1000			
					Federal	State	Other	Total
4	AERO	AGE001A	GREYBULL	PAVEMENT MAINTENANCE	0	410	46	456



**STATE TRANSPORTATION IMPROVEMENT PROJECTS
 CONSTRUCTION**

Big Horn County

Aeronautics Projects

Fiscal Year: 2019

Aero Comm Dist	Project	General Location			Character of Work	Cost \$1000			
						Federal	State	Other	Total
4	AERO	AU6001A	COWLEY		PAVEMENT MAINTENANCE	0	167	19	186
FY TOTAL:						\$0	\$577	\$65	\$642



STATE TRANSPORTATION IMPROVEMENT PROJECTS ENGINEERING

Big Horn County

Aeronautics Projects

Fiscal Year: 2020

Aero Comm Dist	Project		General Location			Character of Work	Cost \$1000			
							Federal	State	Other	Total
4	AERO	AU6002A	COWLEY			FENCING	750	50	33	833
FY TOTAL:							\$750	\$50	\$33	\$833

Transportation Projects

Fiscal Year: 2021

Trans Comm Dist	Project		General Location	Detail Location	LRS ID	Begin RM	End RM	Length	Character of Work	Cost \$1000			
										Federal	State	Other	Total
5	NHPP 83.33	N312014	CODY TO GREYBULL	EMBLEM SECTION	31	83.33	93.35	10.02	PAVEMENT REHABILITATION	3,235	340	0	3,575
5	NHPP 242.94	N345110	COWLEY TO DEAVER	WEST COWLEY	34	242.94	249.42	6.48	PAVEMENT REHABILITATION	2,986	314	0	3,300
FY TOTAL:									16.50	\$6,221	\$654	\$0	\$6,875

Aeronautics Projects

Fiscal Year: 2021

Aero Comm Dist	Project		General Location			Character of Work	Cost \$1000			
							Federal	State	Other	Total
4	AERO	AGE002A	GREYBULL			PAVEMENT	525	35	23	583
4	AERO	AGE003A	GREYBULL			PAVEMENT	0	96	24	120
FY TOTAL:							\$525	\$131	\$47	\$703

Transportation Projects

Fiscal Year: 2022

Trans Comm Dist	Project		General Location	Detail Location	LRS ID	Begin RM	End RM	Length	Character of Work	Cost \$1000			
										Federal	State	Other	Total
5	NHPP 93.35	N312015	EMBLEM TO GREYBULL	DRY CREEK	31	93.35	100.75	7.40	PAVEMENT REHABILITATION	4,216	443	0	4,659
5	STP 38.00	P292003	BYRON	EAST MAIN STREET	29	38.00	39.40	1.40	PAVEMENT REHABILITATION	1,945	204	0	2,149
5	STP-E 38.00	P292004	BYRON	NORTH CLOUD PEAK STREET	29	38.00	39.40	1.40	COMMUNITY DEVELOPMENT	400	0	99	499
5	STP 70.72	P351030	LOVELL TO BURGESS JUNCTION	MEDICINE WHEEL	35	70.72	80.45	9.73	PAVEMENT REHABILITATION	3,603	379	0	3,982
FY TOTAL:									19.93	\$10,164	\$1,026	\$99	\$11,289



STATE TRANSPORTATION IMPROVEMENT PROJECTS ENGINEERING

Big Horn County

Aeronautics Projects

Fiscal Year: 2022

Aero Comm Dist	Project		General Location			Character of Work	Cost \$1000			
							Federal	State	Other	Total
4	AERO	AGE003B	GREYBULL			PAVEMENT	0	1,061	265	1,326
FY TOTAL:							\$0	\$1,061	\$265	\$1,326

Transportation Projects

Fiscal Year: 2023

Trans Comm Dist	Project		General Location	Detail Location	LRS ID	Begin RM	End RM	Length	Character of Work	Cost \$1000			
										Federal	State	Other	Total
5	NHPP 230.00	N345107	GREYBULL TO LOVELL	US 310/WY 789	34	230.00	233.00	3.00	GRADING	1,058	111	0	1,169
5	NHPP 249.42	N345109	DEAVER TO MONTANA	MONTANA STATE LINE/FRANNIE	34	249.42	257.03	7.61	PAVEMENT REHABILITATION	3,620	380	0	4,000
5	STP 34.28	P292005	GARLAND TO BYRON	SIDON CANAL	29	34.28	38.28	4.00	PAVEMENT REHABILITATION	2,262	238	0	2,500
FY TOTAL:									14.61	\$6,940	\$729	\$0	\$7,669

Aeronautics Projects

Fiscal Year: 2023

Aero Comm Dist	Project		General Location			Character of Work	Cost \$1000			
							Federal	State	Other	Total
4	AERO	AGE004A	GREYBULL			PAVEMENT MAINTENANCE	0	519	58	577
4	AERO	AU6003A	COWLEY			PAVEMENT MAINTENANCE	0	173	19	192
FY TOTAL:							\$0	\$692	\$77	\$769

Transportation Projects

Fiscal Year: 2024

Trans Comm Dist	Project		General Location	Detail Location	LRS ID	Begin RM	End RM	Length	Character of Work	Cost \$1000			
										Federal	State	Other	Total
5	STP 10.92	2202023	WORLAND TO MANDERSON	* WEST RIVER	2202	10.92	18.81	7.89	PAVEMENT RESURFACE	2,986	314	0	3,300
5	STP 46.71	P351032	LOVELL TO BURGESS JUNCTION	* LOVELL EAST	35	46.71	55.42	8.71	PAVEMENT RESURFACE	4,344	456	0	4,800
FY TOTAL:									16.60	\$7,330	\$770	\$0	\$8,100



Wyoming Department of Transportation
 5300 Bishop Blvd
 Cheyenne, WY 82009

**STATE TRANSPORTATION IMPROVEMENT PROJECTS
 PRELIMINARY ENGINEERING**

Big Horn County

Transportation Projects

Fiscal Year: 2019

Trans Comm Dist	Project	General Location	Detail Location	LRS ID	Begin RM	End RM	Length	Character of Work	Cost \$1000				
									Federal	State	Other	Total	
5	STP 80.00	N312016	CODY TO GREYBULL		31	80.00	80.00	0.00	STUDIES	27	3	0	30
FY TOTAL:								0.00		\$27	\$3	\$0	\$30



STATE TRANSPORTATION IMPROVEMENT PROJECTS CONSTRUCTION

Campbell County

Transportation Projects

Fiscal Year: 2019

Trans Comm Dist	Project		General Location	Detail Location	LRS ID	Begin RM	End RM	Length	Character of Work	Cost \$1000				
										Federal	State	Other	Total	
4	STP 3.01	0300039	GILLETTE	LAKeway ROAD SOUTH SECTION	300	3.01	5.08	2.07	RECONSTRUCTION	9,424	990	0	10,414	
4	ARSCT 3.01	0300A03	GILLETTE	WY 50-LAKeway SOUTH SECTION CAMPBELL COUNTY ARS	300	3.01	3.97	0.96	COMMUNITY DEVELOPMENT	0	0	319	319	
4	STP 0.00	5349002	GILLETTE TO MONTANA	GILLETTE-MONTANA STATE LINE; COUNTY ROAD 38N SOUTHERN EXTENSION; PHASE II	4622	0.00	5.50	5.50	RECONSTRUCTION	9,681	0	2,817	12,498	
4	STPU-GI 2.85	5349003	GILLETTE	INTERSECTION GARNER LAKE ROAD AND BOXELDER	5349	2.85	2.85	0.00	TRAFFIC SYSTEMS	580	0	61	641	
4	STP-BR 4.13	B194024	TRANSPORTATION DISTRICT 4	STRUCTURE NO. FIT	5349	4.13	4.13	0.00	STRUCTURE REPAIR	905	95	0	1,000	
4	CD 111.28	CD17409	GILLETTE	GILLETTE; S DALBEY PARK PATHWAY; WY 59 LPA - CITY OF GILLETTE	43	111.28	111.28	0.00	COMMUNITY DEVELOPMENT	275	0	69	344	
4	CD 0.00	CD18408	GILLETTE	HIGHWAY 59/DONKEY CREEK/COLLEGE PARK COURT LPA- CITY OF GILLETTE	43	111.28	111.28	0.00	COMMUNITY DEVELOPMENT	480	0	120	600	
4	CM 0.00	CM18404	CAMPBELL COUNTY	COSNER, TURNERCREST, PINE TREE, CLARKELEN, TODD, VANBUGGENUM, CHRISTENSEN LPA-CAMPBELL COUNTY	5335	0.00	9.70	9.70	ENVIRONMENTAL	366	0	92	458	
4	HSIP 0.00	N433044	GILLETTE	INTERSECTIONS OF WARLOW DRIVE AND US 14/16, US 14/16 AND NORTH 4TH; 2ND AND BROOKS	43	115.28	115.28	0.00	TRAFFIC SYSTEMS	1,270	133	0	1,403	
4	STP 155.20	P433041	GILLETTE TO MONTANA	WHITETAIL CREEK SECTION	46	155.20	163.50	8.30	RECONSTRUCTION	10,538	1,108	0	11,646	
FY TOTAL:										26.53	\$33,519	\$2,326	\$3,478	\$39,323

Communications Projects

Fiscal Year: 2019

Trans Comm Dist	Project		General Location	Detail Location	LRS ID	Begin RM	End RM	Length	Character of Work	Cost \$1000				
										Federal	State	Other	Total	
4	STP 0.00	WLNK005	WRIGHT	* EAST OF WRIGHT, ALONG WY 59	NA	0.00	0.00	0.00	SAFETY IMPROVEMENTS	1,198	126	0	1,324	
FY TOTAL:										0.00	\$1,198	\$126	\$0	\$1,324

Transit Projects

Fiscal Year: 2019

Trans Comm Dist	Project		General Location	Eligible Provider	Funding Source	Character of Work	Cost \$1000			
							Federal	State	Other	Total
4	FTA	FT19005	GILLETTE	CAMPBELL COUNTY SENIOR CITIZENS ASSOCIATION, INC.	5311	OPERATING/ADMIN/MAINT	201	0	124	325
4	FTA	FT19052	GILLETTE	CAMPBELL COUNTY SENIOR CITIZENS ASSOCIATION, INC.	5339	PURCHASE ONE MINI-VAN	33	0	8	41
FY TOTAL:							\$234	\$0	\$132	\$366



**STATE TRANSPORTATION IMPROVEMENT PROJECTS
 CONSTRUCTION**

Campbell County

Aeronautics Projects

Fiscal Year: 2019

Aero Comm Dist	Project		General Location		Character of Work	Cost \$1000			
						Federal	State	Other	Total
5	AERO	AGCC69B	GILLETTE		PAVEMENT	5,000	200	133	5,333
FY TOTAL:						\$5,000	\$200	\$133	\$5,333



STATE TRANSPORTATION IMPROVEMENT PROJECTS ENGINEERING

Campbell County

Transportation Projects

Fiscal Year: 2020

Trans Comm Dist	Project		General Location	Detail Location	LRS ID	Begin RM	End RM	Length	Character of Work	Cost \$1000				
										Federal	State	Other	Total	
4	STP-BR 88.02	0302089	BUFFALO TO GILLETTE	WILDCAT CREEK, STRUCTURE NO. CLF	302	88.02	88.02	0.00	BRIDGE REPLACEMENT	1,336	140	0	1,476	
4	STP-BR 96.14	0302090	BUFFALO TO GILLETTE	RAWHIDE CREEK, STRUCTURE NO. CLH	302	96.14	96.14	0.00	BRIDGE REPLACEMENT	1,659	174	0	1,833	
4	NHPP 70.99	N432055	DOUGLAS TO GILLETTE	WRIGHT SECTION	43	70.99	77.08	6.09	ADDITIONAL LANES	14,666	1,541	0	16,207	
4	NHPP-RF 77.08	N432056	WRIGHT TO GILLETTE	WY 59	43	77.08	85.65	8.57	FENCING	289	30	0	319	
FY TOTAL:										14.66	\$17,950	\$1,885	\$0	\$19,835

Aeronautics Projects

Fiscal Year: 2020

Aero Comm Dist	Project		General Location	Character of Work	Cost \$1000			
					Federal	State	Other	Total
5	AERO	AGC001A	GILLETTE	PAVEMENT MAINTENANCE	0	144	16	160
5	AERO	AGC002A	GILLETTE	AIRPORT EQUIPMENT	1,000	40	27	1,067
FY TOTAL:					\$1,000	\$184	\$43	\$1,227

Transportation Projects

Fiscal Year: 2021

Trans Comm Dist	Project		General Location	Detail Location	LRS ID	Begin RM	End RM	Length	Character of Work	Cost \$1000				
										Federal	State	Other	Total	
4	NHPP 77.97	N432053	RENO JUNCTION TO GILLETTE	GILLETTE SOUTH	43	77.97	101.38	23.41	ADDITIONAL LANES	4,289	451	0	4,740	
FY TOTAL:										23.41	\$4,289	\$451	\$0	\$4,740

Aeronautics Projects

Fiscal Year: 2021

Aero Comm Dist	Project		General Location	Character of Work	Cost \$1000			
					Federal	State	Other	Total
5	AERO	AGC003A	GILLETTE	BUILDINGS	1,000	40	27	1,067
FY TOTAL:					\$1,000	\$40	\$27	\$1,067



**STATE TRANSPORTATION IMPROVEMENT PROJECTS
ENGINEERING**

Campbell County

Transportation Projects

Fiscal Year: 2022

Trans Comm Dist	Project		General Location	Detail Location	LRS ID	Begin RM	End RM	Length	Character of Work	Cost \$1000				
										Federal	State	Other	Total	
4	NHPPI 135.43	1903102	GILLETTE TO MOORCROFT	ROZET SECTION EAST AND WEST WESTBOUND LANE	90	135.43	145.20	9.77	PAVEMENT REHABILITATION	9,934	775	0	10,709	
FY TOTAL:										9.77	\$9,934	\$775	\$0	\$10,709

Aeronautics Projects

Fiscal Year: 2022

Aero Comm Dist	Project		General Location	Detail Location	LRS ID	Begin RM	End RM	Length	Character of Work	Cost \$1000			
										Federal	State	Other	Total
5	AERO	AGC004A	GILLETTE						LAND/EASEMENT	500	0	33	533
FY TOTAL:										\$500	\$0	\$33	\$533

Transportation Projects

Fiscal Year: 2023

Trans Comm Dist	Project		General Location	Detail Location	LRS ID	Begin RM	End RM	Length	Character of Work	Cost \$1000				
										Federal	State	Other	Total	
4	STP 36.00	0300048	GILLETTE TO PINE TREE JUNCTION		300	36.00	52.67	16.67	ADDITIONAL LANES	6,523	685	0	7,208	
4	NHPPI 135.43	1903100	GILLETTE TO MOORCROFT	ROZET EAST AND WEST/EASTBOUND LANE	90	135.43	145.20	9.77	PAVEMENT REHABILITATION	9,447	737	0	10,184	
4	NHPPI 112.50	1903101	BUFFALO TO GILLETTE	WILDHORSE CREEK SECTION	90	112.50	118.30	5.80	PAVEMENT REHABILITATION	5,894	460	0	6,354	
FY TOTAL:										32.24	\$21,864	\$1,882	\$0	\$23,746

Aeronautics Projects

Fiscal Year: 2023

Aero Comm Dist	Project		General Location	Detail Location	LRS ID	Begin RM	End RM	Length	Character of Work	Cost \$1000			
										Federal	State	Other	Total
5	AERO	AGC005A	GILLETTE						PAVEMENT	3,000	120	80	3,200
FY TOTAL:										\$3,000	\$120	\$80	\$3,200

Transportation Projects

Fiscal Year: 2024

Trans Comm Dist	Project		General Location	Detail Location	LRS ID	Begin RM	End RM	Length	Character of Work	Cost \$1000				
										Federal	State	Other	Total	
4	STP 163.50	P461001	GILLETTE TO MONTANA	* OLMSTEAD SECTION	46	163.50	170.10	6.60	PAVEMENT REHABILITATION	8,521	896	0	9,417	
FY TOTAL:										6.60	\$8,521	\$896	\$0	\$9,417



**STATE TRANSPORTATION IMPROVEMENT PROJECTS
 ENGINEERING**

Campbell County

Transportation Projects

Fiscal Year: Future Year

Trans Comm Dist	Project		General Location	Detail Location	LRS ID	Begin RM	End RM	Length	Character of Work	Cost \$1000				
										Federal	State	Other	Total	
4	NHPP 87.00	N432057	WRIGHT TO GILLETTE	WY 59	43	87.00	101.50	14.50	ADDITIONAL LANES	18,128	1,905	0	20,033	
FY TOTAL:								14.50			\$18,128	\$1,905	\$0	\$20,033



**STATE TRANSPORTATION IMPROVEMENT PROJECTS
CONSTRUCTION**

Carbon County

Transportation Projects

Fiscal Year: 2019

Trans Comm Dist	Project		General Location	Detail Location	LRS ID	Begin RM	End RM	Length	Character of Work	Cost \$1000				
										Federal	State	Other	Total	
2	STP-GM 17.90	B181006	TRANSPORTATION DISTRICT 1	VARIOUS LOCATIONS	401	17.90	17.90	0.00	FENCING	437	46	0	483	
2	STP-BROS 0.40	CN06066	CARBON COUNTY	COUNTY ROAD/SAVERY CREEK ROAD; STRUCTURE FRR CN6-561S	5498	0.40	0.40	0.00	BRIDGE REPLACEMENT	524	0	55	579	
2	SCP-TC 20.59	P182031	CRESTON JUNCTION TO BAGGS	MUDDY CREEK SOUTH/WY 789 STRUCTURE NO. CLO, CLM	18	20.59	30.41	9.82	PAVEMENT REHABILITATION	0	3,850	0	3,850	
FY TOTAL:										9.82	\$961	\$3,896	\$55	\$4,912

Transit Projects

Fiscal Year: 2019

Trans Comm Dist	Project		General Location	Eligible Provider	Funding Source	Character of Work	Cost \$1000				
							Federal	State	Other	Total	
2	FTA	FT19006	RAWLINS	CARBON COUNTY SENIOR SERVICES, INC.	STATE	OPERATING/ADMIN/MAINT	0	42	21	63	
2	FTA	FT19054	BAGGS	ASSISTED CARE FACILITY	STATE	OPERATING/ADMIN/MAINT	0	8	4	12	
FY TOTAL:								\$0	\$50	\$25	\$75

Aeronautics Projects

Fiscal Year: 2019

Aero Comm Dist	Project		General Location			Character of Work	Cost \$1000				
							Federal	State	Other	Total	
2	AERO	ADW001A	DIXON			PLANNING STUDY	300	0	33	333	
2	AERO	ASA006X	SARATOGA			AIRPORT EQUIPMENT	300	20	13	333	
FY TOTAL:								\$600	\$20	\$46	\$666



STATE TRANSPORTATION IMPROVEMENT PROJECTS ENGINEERING

Carbon County

Transportation Projects

Fiscal Year: 2020

Trans Comm Dist	Project		General Location	Detail Location	LRS ID	Begin RM	End RM	Length	Character of Work	Cost \$1000				
										Federal	State	Other	Total	
2	STP 6.00	0401037	DIXON TO ENCAMPMENT	SAVERY/WY 70 WEST SECTION	401	6.00	10.98	4.98	PAVEMENT REHABILITATION	2,441	257	0	2,698	
2	SCP-TC 10.00	P182032	CRESTON JUNCTION TO BAGGS	MUDDY CREEK NORTH/WY 789	18	10.00	20.59	10.59	PAVEMENT REHABILITATION	0	4,122	0	4,122	
FY TOTAL:										15.57	\$2,441	\$4,379	\$0	\$6,820

Aeronautics Projects

Fiscal Year: 2020

Aero Comm Dist	Project		General Location	Detail Location	LRS ID	Begin RM	End RM	Length	Character of Work	Cost \$1000			
										Federal	State	Other	Total
2	AERO	ASA002A	SARATOGA						PAVEMENT	1,100	73	49	1,222
FY TOTAL:										\$1,100	\$73	\$49	\$1,222

Transportation Projects

Fiscal Year: 2021

Trans Comm Dist	Project		General Location	Detail Location	LRS ID	Begin RM	End RM	Length	Character of Work	Cost \$1000				
										Federal	State	Other	Total	
2	STP 10.98	0401038	DIXON TO ENCAMPMENT	SAVERY/WY 70 EAST SECTION STRUCTURE NO. BLY, JCP	401	10.98	16.90	5.92	PAVEMENT REHABILITATION	2,392	251	0	2,643	
2	NHPPI 252.50	1804266	RAWLINS TO LARAMIE	ELK MOUNTAIN SECTION; EASTBOUND LANE	80	252.50	258.90	6.40	PAVEMENT REHABILITATION	3,791	296	0	4,087	
2	NHPPI 221.20	1804267	SINCLAIR TO WALCOTT JUNCTION	EASTBOUND LANE STRUCTURE NO. DAB	80	221.20	227.50	6.30	PAVEMENT REHABILITATION	3,456	270	0	3,726	
2	NHPPI 221.20	1804268	SINCLAIR TO WALCOTT JUNCTION	WESTBOUND LANE	80	221.20	227.50	6.30	PAVEMENT REHABILITATION	3,174	248	0	3,422	
2	NHPPI 252.50	1804269	RAWLINS TO LARAMIE	ELK MOUNTAIN SECTION; WESTBOUND LANE	80	252.50	258.90	6.40	PAVEMENT REHABILITATION	3,791	296	0	4,087	
FY TOTAL:										31.32	\$16,604	\$1,361	\$0	\$17,965



STATE TRANSPORTATION IMPROVEMENT PROJECTS ENGINEERING

Carbon County

Aeronautics Projects

Fiscal Year: 2021

Aero Comm Dist	Project		General Location			Character of Work	Cost \$1000			
							Federal	State	Other	Total
2	AERO	ADW002A	DIXON			FENCING	450	30	20	500
FY TOTAL:							\$450	\$30	\$20	\$500

Transportation Projects

Fiscal Year: 2022

Trans Comm Dist	Project		General Location	Detail Location	LRS ID	Begin RM	End RM	Length	Character of Work	Cost \$1000			
										Federal	State	Other	Total
2	STP 12.37	0404014	HANNA TO ELK MOUNTAIN	WY 72 SOUTH	404	12.37	15.98	3.61	PAVEMENT REHABILITATION	2,479	261	0	2,740
2	STP 0.00	0412008	HANNA	ELMO/WY 72 NORTH	412	0.00	3.02	3.02	PAVEMENT REHABILITATION	1,137	119	0	1,256
2	STP-BR 0.00	B221005	TRANSPORTATION DISTRICT 1	* STRUCTURE NO. DIX, AUV, AUU	80	238.16	238.16	0.00	STRUCTURE REPAIR	995	105	0	1,100
2	NHPPI 267.00	1804264	RAWLINS TO LARAMIE	ARLINGTON SECTION STRUCTURE NO. AVU, AVV, AVN, AVM, AVR, AVQ, AVP, AVO, AVS, AVT	80	267.00	275.60	8.60	PAVEMENT REHABILITATION	7,490	585	0	8,075
2	NHPPI 245.90	1804265	RAWLINS TO LARAMIE	HALLECK RIDGE WEST EASTBOUND LANE STRUCTURE NO. AUZ, AVA	80	245.90	252.50	6.60	PAVEMENT REHABILITATION	4,061	317	0	4,378
2	NHPPI 245.90	1804270	RAWLINS TO LARAMIE	* HALLECK RIDGE WEST WBL STRUCTURE NO. AUZ, AVB	80	245.90	252.50	6.60	PAVEMENT REHABILITATION	4,061	317	0	4,378
2	STP 50.30	P182033	COLORADO TO BAGGS	LITTLE SNAKE RIVER NORTH STRUCTURE NO. DJF, FSD	18	50.30	53.20	2.90	PAVEMENT REHABILITATION	2,131	224	0	2,355
FY TOTAL:									31.33	\$22,354	\$1,928	\$0	\$24,282

Aeronautics Projects

Fiscal Year: 2022

Aero Comm Dist	Project		General Location			Character of Work	Cost \$1000			
							Federal	State	Other	Total
2	AERO	ADW003A	DIXON			PAVEMENT MAINTENANCE	0	222	25	247
2	AERO	ADW004A	DIXON			LAND/EASEMENT	150	0	17	167
2	AERO	ARW002A	RAWLINS			BUILDINGS	750	50	33	833



STATE TRANSPORTATION IMPROVEMENT PROJECTS ENGINEERING

Carbon County

Aeronautics Projects

Fiscal Year: 2022

Aero Comm Dist	Project		General Location			Character of Work	Cost \$1000			
							Federal	State	Other	Total
2	AERO	ARW003A	RAWLINS			PAVEMENT MAINTENANCE	0	279	31	310
2	AERO	ASA001A	SARATOGA			LAND/EASEMENT	0	9	6	15
2	AERO	ASA001B	SARATOGA			LAND/EASEMENT	150	10	7	167
2	AERO	ASA003A	SARATOGA			PAVEMENT MAINTENANCE	0	299	33	332
FY TOTAL:							\$1,050	\$869	\$152	\$2,071

Transportation Projects

Fiscal Year: 2023

Trans Comm Dist	Project		General Location	Detail Location	LRS ID	Begin RM	End RM	Length	Character of Work	Cost \$1000			
										Federal	State	Other	Total
2	STP 8.04	0105015	MCFADDEN TO ROCK RIVER	CARBON COUNTY SECTION/WY 13	105	8.04	17.30	9.26	PAVEMENT REHABILITATION	2,834	298	0	3,132
2	STP 100.00	P221051	RIVERSIDE TO COLORADO	BEAVER CREEK SECTION	22	100.00	110.13	10.13	PAVEMENT REHABILITATION	4,325	454	0	4,779
FY TOTAL:									19.39	\$7,159	\$752	\$0	\$7,911

Aeronautics Projects

Fiscal Year: 2023

Aero Comm Dist	Project		General Location			Character of Work	Cost \$1000			
							Federal	State	Other	Total
2	AERO	ASA004A	SARATOGA			PAVEMENT	0	200	133	333
2	AERO	ASA005A	SARATOGA			BUILDINGS	90	0	10	100
FY TOTAL:							\$90	\$200	\$143	\$433

Transportation Projects

Fiscal Year: 2024

Trans Comm Dist	Project		General Location	Detail Location	LRS ID	Begin RM	End RM	Length	Character of Work	Cost \$1000			
										Federal	State	Other	Total
2	NHPPI 258.90	1804263	RAWLINS TO LARAMIE	WAGONHOUND WEST	80	258.90	267.00	8.10	PAVEMENT REHABILITATION	7,782	607	0	8,389
2	STP 110.13	P221052	SARATOGA TO COLORADO	SKYLINE SECTION	22	110.13	116.90	6.77	PAVEMENT REHABILITATION	3,841	404	0	4,245
FY TOTAL:									14.87	\$11,623	\$1,011	\$0	\$12,634



Wyoming Department of Transportation
 5300 Bishop Blvd
 Cheyenne, WY 82009

**STATE TRANSPORTATION IMPROVEMENT PROJECTS
 PRELIMINARY ENGINEERING**

Carbon County

Transportation Projects

Fiscal Year: 2022

Trans Comm Dist	Project		General Location	Detail Location	LRS ID	Begin RM	End RM	Length	Character of Work	Cost \$1000				
										Federal	State	Other	Total	
2	STPU-RW 0.00	B221008	RAWLINS	HIGLEY BOULEVARD, MURRAY STREET, AIRPORT ROAD	19	1.93	1.93	0.00	RECONSTRUCTION	20	0	2	22	
FY TOTAL:										0.00	\$20	\$0	\$2	\$22



STATE TRANSPORTATION IMPROVEMENT PROJECTS CONSTRUCTION

Converse County

Transportation Projects

Fiscal Year: 2019

Trans Comm Dist	Project		General Location	Detail Location	LRS ID	Begin RM	End RM	Length	Character of Work	Cost \$1000				
										Federal	State	Other	Total	
7	RHC-P 8.72	0502021	CONVERSE COUNTY	WY 93; OPAL BNSF 089301U	502	8.72	8.72	0.00	RAILROAD	226	0	25	251	
7	CD 0.00	CD18203	DOUGLAS	ROBIN LANE TO RICHARDS STREET LPA-CITY OF DOUGLAS	18791	99.09	99.09	0.00	COMMUNITY DEVELOPMENT	156	0	39	195	
7	RHC 0.00	CN13075	CONVERSE COUNTY	* CR 63 BILL HAUL ROAD BNSF 094739U	5594	7.63	7.63	0.00	RAILROAD	173	0	173	346	
7	SCP-TC 0.10	N401017	ORIN TO LOST SPRINGS	US 18/20	40	0.10	5.25	5.15	PAVEMENT REHABILITATION	0	4,539	0	4,539	
7	SCP-TC 8.00	W091008	DOUGLAS	COLD SPRINGS ROAD	91	8.00	13.20	5.20	PAVEMENT REHABILITATION	0	1,389	0	1,389	
FY TOTAL:										10.35	\$555	\$5,928	\$237	\$6,720

Communications Projects

Fiscal Year: 2019

Trans Comm Dist	Project		General Location	Detail Location	LRS ID	Begin RM	End RM	Length	Character of Work	Cost \$1000				
										Federal	State	Other	Total	
7	STP 0.00	WLNK006	ORIN JUNCTION	* ORIN JUNCTION REST AREA ALONG I-25	NA	0.00	0.00	0.00	SAFETY IMPROVEMENTS	905	95	0	1,000	
FY TOTAL:										0.00	\$905	\$95	\$0	\$1,000

Transit Projects

Fiscal Year: 2019

Trans Comm Dist	Project		General Location	Eligible Provider	Funding Source	Character of Work	Cost \$1000				
							Federal	State	Other	Total	
7	FTA	FT19007	DOUGLAS	CONVERSE COUNTY AGING SERVICES	STATE	OPERATING/ADMIN/MAINT	0	73	39	112	
FY TOTAL:								\$0	\$73	\$39	\$112

Aeronautics Projects

Fiscal Year: 2019

Aero Comm Dist	Project		General Location			Character of Work	Cost \$1000				
							Federal	State	Other	Total	
3	AERO	ADG001A	DOUGLAS			PAVEMENT	600	0	67	667	
FY TOTAL:								\$600	\$0	\$67	\$667



STATE TRANSPORTATION IMPROVEMENT PROJECTS ENGINEERING

Converse County

Transportation Projects

Fiscal Year: 2020

Trans Comm Dist	Project		General Location	Detail Location	LRS ID	Begin RM	End RM	Length	Character of Work	Cost \$1000				
										Federal	State	Other	Total	
7	STPU 0.00	B152040	CONVERSE COUNTY	BROWNFIELD ROAD/ROBIN LANE	5592	0.77	1.34	0.57	RECONSTRUCTION	1,657	0	174	1,831	
7	STP 0.00	B202032	DOUGLAS TO GILLETTE	WY 59 CONNECTOR; WY 59 SERVICE ROAD	4827	0.02	0.45	0.43	PAVEMENT RESURFACE	772	81	0	853	
7	RHC-P 0.00	CN13073	CONVERSE COUNTY	COUNTY ROAD 1/IRVINE ROAD BNSF 089281K	5531	13.09	13.09	0.00	RAILROAD	244	0	27	271	
7	RHC-P 0.00	CN13076	CONVERSE COUNTY	* DOUGLAS; BROWNFIELD ROAD, ROBIN LN BNSF 089291R	11709	100.28	100.28	0.00	RAILROAD	244	0	27	271	
7	RHC 0.00	CN13077	CONVERSE COUNTY	* DOUGLAS; BROWNFIELD ROAD ROBIN LN BNSF 089291R	11709	100.28	100.28	0.00	RAILROAD	36	0	36	72	
7	NHPP 0.00	N431035	DOUGLAS TO GILLETTE	DOUGLAS NORTH/WY 59 BYPASS STRUCTURE NO. FDB, CFS	43	0.00	2.79	2.79	ADDITIONAL LANES	10,327	1,085	0	11,412	
FY TOTAL:										3.79	\$13,280	\$1,166	\$264	\$14,710

Transportation Projects

Fiscal Year: 2021

Trans Comm Dist	Project		General Location	Detail Location	LRS ID	Begin RM	End RM	Length	Character of Work	Cost \$1000				
										Federal	State	Other	Total	
7	NHPP1 126.70	I253117	GLENDO TO DOUGLAS	DOUGLAS SOUTH NORTHBOUND LANE	25	126.70	134.90	8.20	PAVEMENT REHABILITATION	3,502	273	0	3,775	
FY TOTAL:										8.20	\$3,502	\$273	\$0	\$3,775

Transportation Projects

Fiscal Year: 2023

Trans Comm Dist	Project		General Location	Detail Location	LRS ID	Begin RM	End RM	Length	Character of Work	Cost \$1000			
										Federal	State	Other	Total
7	NHPP1 160.01	I253116	CASPER TO DOUGLAS	GLENROCK MARGINAL & GLENROCK NORTH; NORTHBOUND LANE STRUCTURE NO. AHH	25	160.01	175.10	15.09	PAVEMENT REHABILITATION	6,971	544	0	7,515



**STATE TRANSPORTATION IMPROVEMENT PROJECTS
 ENGINEERING**

Converse County

Transportation Projects

Fiscal Year: 2023

Trans Comm Dist	Project		General Location	Detail Location	LRS ID	Begin RM	End RM	Length	Character of Work	Cost \$1000				
										Federal	State	Other	Total	
7	NHPP1 150.00	I253118	DOUGLAS TO GLENROCK	GLENROCK SOUTH	25	150.00	160.00	10.00	PAVEMENT RESURFACE	1,796	140	0	1,936	
7	NHPP 5.25	N401018	ORIN TO LOST SPRINGS	US 18/20 RM 5.25	40	5.25	17.40	12.15	PAVEMENT REHABILITATION	4,374	460	0	4,834	
7	SCP-TC 13.30	W091006	DOUGLAS	COLD SPRINGS ROAD/SOUTH SECTION	91	13.30	23.10	9.80	PAVEMENT REHABILITATION	0	4,033	0	4,033	
FY TOTAL:								47.04			\$13,141	\$5,177	\$0	\$18,318

Aeronautics Projects

Fiscal Year: 2023

Aero Comm Dist	Project		General Location			Character of Work	Cost \$1000			
							Federal	State	Other	Total
3	AERO	ADG002A	DOUGLAS			AIRPORT LIGHTING OR SIGNAGE	600	40	27	667
FY TOTAL:							\$600	\$40	\$27	\$667



**STATE TRANSPORTATION IMPROVEMENT PROJECTS
CONSTRUCTION**

Crook County

Transportation Projects

Fiscal Year: 2019

Trans Comm Dist	Project		General Location	Detail Location	LRS ID	Begin RM	End RM	Length	Character of Work	Cost \$1000				
										Federal	State	Other	Total	
6	CM 0.00	CM18405	CROOK COUNTY	BANKS, CLARK, SAND CREEK, HOMESTAKE, SHIPWHEEL, CABIN CREEK, D, MILLER CREEK, BERTHA, GOVERNMENT VALLEY ROADS LPA-CROOK COUNTY	5620	0.00	3.77	3.77	ENVIRONMENTAL	160	0	40	200	
6	STP-BROS 4.20	CN18057	CROOK COUNTY	COUNTY ROAD 18-179 SOUTHEAST OF MOORCROFT	5668	4.20	4.20	0.00	BRIDGE REPLACEMENT	625	66	0	691	
6	IRP 0.00	CN18061	CROOK COUNTY	COUNTY ROAD 68/D ROAD	5625	0.00	19.17	19.17	PAVEMENT REHABILITATION	0	1,173	1,173	2,346	
6	NHPPI 155.77	I904138	MOORCROFT TO SUNDANCE	MOORCROFT EAST	90	155.77	160.31	4.54	PAVEMENT REHABILITATION	5,635	440	0	6,075	
FY TOTAL:										27.48	\$6,420	\$1,679	\$1,213	\$9,312

Transit Projects

Fiscal Year: 2019

Trans Comm Dist	Project		General Location	Eligible Provider	Funding Source	Character of Work	Cost \$1000			
							Federal	State	Other	Total
6	FTA	FT19009	SUNDANCE	CROOK COUNTY SENIOR SERVICES, INC.	STATE	OPERATING/ADMIN/MAINT	0	43	20	63
FY TOTAL:							\$0	\$43	\$20	\$63



STATE TRANSPORTATION IMPROVEMENT PROJECTS ENGINEERING

Crook County

Transportation Projects

Fiscal Year: 2020

Trans Comm Dist	Project		General Location	Detail Location	LRS ID	Begin RM	End RM	Length	Character of Work	Cost \$1000				
										Federal	State	Other	Total	
6	STP-BROS 0.60	CN18058	CROOK COUNTY	COUNTY ROAD 18-33A; NORTHEAST OF HULETT	9229	0.60	0.60	0.00	BRIDGE REPLACEMENT	771	0	81	852	
FY TOTAL:										0.00	\$771	\$0	\$81	\$852

Aeronautics Projects

Fiscal Year: 2020

Aero Comm Dist	Project		General Location	Detail Location	LRS ID	Begin RM	End RM	Length	Character of Work	Cost \$1000			
										Federal	State	Other	Total
5	AERO	AW4001A	HULETT						PAVEMENT MAINTENANCE	300	20	13	333
FY TOTAL:										\$300	\$20	\$13	\$333

Transportation Projects

Fiscal Year: 2021

Trans Comm Dist	Project		General Location	Detail Location	LRS ID	Begin RM	End RM	Length	Character of Work	Cost \$1000				
										Federal	State	Other	Total	
6	SCP-TC 186.10	0607036	DEVILS TOWER TO SUNDANCE	US 14	607	186.10	196.96	10.86	PAVEMENT REHABILITATION	0	2,703	0	2,703	
6	NHPP1 160.31	I904140	MOORCROFT TO SUNDANCE	WIND CREEK SECTION WESTBOUND LANE STRUCTURE NO. BHI, BHK, BHM, BHQ, BHS, BHU	90	160.31	168.50	8.19	PAVEMENT REHABILITATION	3,548	277	0	3,825	
FY TOTAL:										19.05	\$3,548	\$2,980	\$0	\$6,528

Transportation Projects

Fiscal Year: 2022

Trans Comm Dist	Project		General Location	Detail Location	LRS ID	Begin RM	End RM	Length	Character of Work	Cost \$1000				
										Federal	State	Other	Total	
6	NHPP1 160.30	I904141	MOORCROFT TO SUNDANCE	WIND CREEK SECTION/EASTBOUND LANE	90	160.30	168.50	8.20	PAVEMENT REHABILITATION	3,953	309	0	4,262	
FY TOTAL:										8.20	\$3,953	\$309	\$0	\$4,262

Transportation Projects

Fiscal Year: 2024

Trans Comm Dist	Project		General Location	Detail Location	LRS ID	Begin RM	End RM	Length	Character of Work	Cost \$1000			
										Federal	State	Other	Total
6	STP 0.00	0600018	SUNDANCE TO UPTON	CUNDY CREEK SECTION	600	0.00	5.63	5.63	RECONSTRUCTION	2,083	219	0	2,302



Wyoming Department of Transportation
 5300 Bishop Blvd
 Cheyenne, WY 82009

STATE TRANSPORTATION IMPROVEMENT PROJECTS ENGINEERING

Crook County

Transportation Projects

Fiscal Year: 2024

Trans Comm Dist	Project		General Location	Detail Location	LRS ID	Begin RM	End RM	Length	Character of Work	Cost \$1000			
										Federal	State	Other	Total
6	NHPPI 168.50	1904142	MOORCROFT TO SUNDANCE	* INYAN KARA EASTBOUND LANE	90	168.50	177.00	8.50	PAVEMENT REHABILITATION	10,571	825	0	11,396
FY TOTAL:								14.13		\$12,654	\$1,044	\$0	\$13,698



STATE TRANSPORTATION IMPROVEMENT PROJECTS CONSTRUCTION

Fremont County

Transportation Projects

Fiscal Year: 2019

Trans Comm Dist	Project	General Location	Detail Location	LRS ID	Begin RM	End RM	Length	Character of Work	Cost \$1000					
									Federal	State	Other	Total		
7	STP 17.25	0708028	RIVERTON TO SAND DRAW		708	17.25	24.15	6.90	PAVEMENT REHABILITATION	2,267	238	0	2,505	
7	HRRR 0.00	CN10107	WIND RIVER INDIAN RESERVATION		NA	0.00	0.00	0.00	SAFETY IMPROVEMENTS	100	0	11	111	
7	HRRR 0.00	CN10108	WIND RIVER INDIAN RESERVATION		NA	0.00	0.00	0.00	GUARDRAIL	13	0	1	14	
7	IRP 0.00	CN10109	MONETA TO LYSITE		5754	0.00	8.51	8.51	RECONSTRUCTION	0	901	901	1,802	
7	RHC 0.00	CN10111	FREMONT COUNTY		26169	100.86	100.86	0.00	RAILROAD	33	0	33	66	
7	STP 62.18	DR51739	FARSON TO LANDER		14	62.18	62.18	0.00	SLIDE REPAIR	392	41	0	433	
7	NHPP 102.00	DR51892	DIVERSION DAM TO RIVERTON		30	102.00	104.50	2.50	DRAINAGE REPAIR	1,601	168	0	1,769	
7	NHPP 79.11	N202069	MUDDY GAP TO LANDER		20	79.11	80.16	1.05	SAFETY IMPROVEMENTS	1,073	113	0	1,186	
7	NHPP 90.60	N203069	HUDSON TO RIVERTON		20	90.60	97.26	6.66	ADDITIONAL LANES	7,186	755	0	7,941	
7	STP-GM 41.00	P142051	FARSON TO LANDER		14	41.00	41.00	0.00	ITS	679	71	0	750	
FY TOTAL:										25.62	\$13,344	\$2,287	\$946	\$16,577

Transit Projects

Fiscal Year: 2019

Trans Comm Dist	Project	General Location	Eligible Provider	Funding Source	Character of Work	Cost \$1000				
						Federal	State	Other	Total	
7	FTA	FT19010	LANDER	CHILD DEVELOPMENT SERVICES OF FREMONT COUNTY, INC.	STATE	OPERATING/ADMIN/MAINT	0	65	32	97
7	FTA	FT19011	DUBOIS	HIGH COUNTRY SENIOR CITIZENS	STATE	OPERATING/ADMIN/MAINT	0	25	13	38
7	FTA	FT19012	LANDER	LANDER SENIOR CITIZENS CENTER, INC.	5311	OPERATING/ADMIN/MAINT	115	0	62	177
7	FTA	FT19013	RIVERTON	RIVERTON SENIOR CITIZENS CENTER, INC.	STATE	OPERATING/ADMIN/MAINT	0	90	50	140
7	FTA	FT19014	SHOSHONI	SHOSHONI SENIOR CITIZENS CENTER	STATE	OPERATING/ADMIN/MAINT	0	4	2	6
7	FTA	FT19015	RIVERTON	FREMONT COUNTY ASSOCIATION OF GOVERNMENTS DBA WIND RIVER TRANSIT AUTHORITY	5311	OPERATING/ADMIN/MAINT	620	0	323	943



**STATE TRANSPORTATION IMPROVEMENT PROJECTS
CONSTRUCTION**

Fremont County

Transit Projects

Fiscal Year: 2019

Trans Comm Dist	Project		General Location	Eligible Provider	Funding Source	Character of Work	Cost \$1000			
							Federal	State	Other	Total
7	FTA	FT19057	RIVERTON	FREMONT COUNTY ASSOCIATION OF GOVERNMENTS DBA WIND RIVER TRANSIT AUTHORITY	5339	PURCHASE ONE HEAVY-DUTY BUS	158	0	39	197
7	FTA	FT19061	LANDER	LANDER SENIOR CITIZENS CENTER, INC.	5339	PURCHASE TWO MINI VANS	35	0	9	44
7	FTA	FT19072	RIVERTON	RIVERTON SENIOR CITIZENS CENTER, INC.	5339	PURCHASE ONE LIGHT-DUTY BUS	52	0	13	65
FY TOTAL:							\$980	\$184	\$543	\$1,707

Aeronautics Projects

Fiscal Year: 2019

Aero Comm Dist	Project		General Location			Character of Work	Cost \$1000			
							Federal	State	Other	Total
3	AERO	ADU001A	DUBOIS			PAVEMENT MAINTENANCE	0	125	14	139
3	AERO	ALN001A	LANDER			PAVEMENT MAINTENANCE	0	90	10	100
3	AERO	ARI001A	RIVERTON			PAVEMENT	0	16	4	20
3	AERO	ARI002A	RIVERTON			PAVEMENT MAINTENANCE	0	473	53	526
FY TOTAL:							\$0	\$704	\$81	\$785



**STATE TRANSPORTATION IMPROVEMENT PROJECTS
ENGINEERING**

Fremont County

Transportation Projects

Fiscal Year: 2020

Trans Comm Dist	Project		General Location	Detail Location	LRS ID	Begin RM	End RM	Length	Character of Work	Cost \$1000				
										Federal	State	Other	Total	
7	NHPP-GM 0.00	B185002	RIVERTON	RIVERTON MAIN STREET/US 26	30	131.20	133.25	2.05	ADA IMPROVEMENTS	1,897	199	0	2,096	
7	NHPP 47.22	N202072	MUDDY GAP TO LANDER	BEAVER RIM	20	47.22	54.43	7.21	PAVEMENT REHABILITATION	3,309	348	0	3,657	
7	NHPP-GM 75.33	N202075	TRANSPORTATION DISTRICT 5	SOUTH HALF OF DISTRICT	20	75.33	75.33	0.00	DRAINAGE REPAIR	452	48	0	500	
7	NHPP 56.40	N302054	DUBOIS TO DIVERSION DAM	US 26/287	30	56.40	67.25	10.85	PAVEMENT REHABILITATION	6,108	642	0	6,750	
7	NHPP 132.20	N303057	RIVERTON	MAJOR STREET AND MAIN STREET	30	132.20	132.20	0.00	MODIFY INTERSECTION	215	23	0	238	
7	ARSCT 70.00	N341A03	SHOSHONI TO CASPER	US 20/26 TURN LANES	34	70.00	70.00	0.00	SAFETY IMPROVEMENTS	0	0	259	259	
FY TOTAL:										20.11	\$11,981	\$1,260	\$259	\$13,500

Aeronautics Projects

Fiscal Year: 2020

Aero Comm Dist	Project		General Location	Detail Location	LRS ID	Begin RM	End RM	Length	Character of Work	Cost \$1000			
										Federal	State	Other	Total
3	AERO	ADU002A	DUBOIS						AIRPORT EQUIPMENT	0	117	13	130
3	AERO	ARI003A	RIVERTON						AIRPORT EQUIPMENT	0	495	55	550
3	AERO	ARIW32E	RIVERTON						PAVEMENT	900	36	24	960
FY TOTAL:										\$900	\$648	\$92	\$1,640

Transportation Projects

Fiscal Year: 2021

Trans Comm Dist	Project		General Location	Detail Location	LRS ID	Begin RM	End RM	Length	Character of Work	Cost \$1000			
										Federal	State	Other	Total
7	NHPP 0.00	N151027	LANDER TO FORT WASHAKIE	LANDER STREETS AND LANDER-FT WASHAKIE	15	10.00	24.17	14.17	PAVEMENT REHABILITATION	8,891	934	0	9,825
7	NHPP 64.27	N202070	MUDDY GAP TO LANDER	US 287/WY 789	20	64.27	74.21	9.94	PAVEMENT REHABILITATION	4,166	438	0	4,604



STATE TRANSPORTATION IMPROVEMENT PROJECTS ENGINEERING

Fremont County

Transportation Projects

Fiscal Year: 2021

Trans Comm Dist	Project		General Location	Detail Location	LRS ID	Begin RM	End RM	Length	Character of Work	Cost \$1000				
										Federal	State	Other	Total	
7	STP 133.19	N302053	RIVERTON	MAIN STREET	30	133.19	133.70	0.52	PAVEMENT REHABILITATION	1,183	124	0	1,307	
7	NHPP 40.68	N302055	MORAN JUNCTION TO DUBOIS	MABEL'S HILL	30	40.68	45.66	4.98	PAVEMENT REHABILITATION	2,740	288	0	3,028	
FY TOTAL:										29.61	\$16,980	\$1,784	\$0	\$18,764

Aeronautics Projects

Fiscal Year: 2021

Aero Comm Dist	Project		General Location	Detail Location	LRS ID	Begin RM	End RM	Length	Character of Work	Cost \$1000			
										Federal	State	Other	Total
3	AERO	ALN003A	LANDER						PAVEMENT	300	20	13	333
3	AERO	ARI004A	RIVERTON						PAVEMENT	150	6	4	160
FY TOTAL:										\$450	\$26	\$17	\$493

Transportation Projects

Fiscal Year: 2022

Trans Comm Dist	Project		General Location	Detail Location	LRS ID	Begin RM	End RM	Length	Character of Work	Cost \$1000				
										Federal	State	Other	Total	
7	STP 24.15	0708029	RIVERTON TO SAND DRAW	BEAVER RIM SOUTH	708	24.15	34.59	10.44	PAVEMENT REHABILITATION	2,180	229	0	2,409	
7	NHPP 2.00	N151028	LANDER TO FORT WASHAKIE	US 287	15	2.00	6.00	4.00	GRADING	1,220	128	0	1,348	
7	NHPP 72.07	N302056	DUBOIS TO DIVERSION DAM	CROWHEART SECTION	30	72.07	85.03	12.96	PAVEMENT REHABILITATION	4,366	459	0	4,825	
7	NHPP 75.00	N342047	WALTMAN TO SHOSHONI	WALTMAN-SHOSHONI	34	75.00	99.53	24.53	ADDITIONAL LANES	4,068	427	0	4,495	
7	NHPP 100.47	N342051	SHOSHONI TO THERMOPOLIS	BADWATER SECTION	34	100.47	108.80	8.33	PAVEMENT REHABILITATION	5,520	580	0	6,100	
FY TOTAL:										60.26	\$17,354	\$1,823	\$0	\$19,177

Aeronautics Projects

Fiscal Year: 2022

Aero Comm Dist	Project		General Location	Detail Location	LRS ID	Begin RM	End RM	Length	Character of Work	Cost \$1000			
										Federal	State	Other	Total
3	AERO	ADU003A	DUBOIS						PAVEMENT	600	0	67	667



STATE TRANSPORTATION IMPROVEMENT PROJECTS ENGINEERING

Fremont County

Aeronautics Projects

Fiscal Year: 2022

Aero Comm Dist	Project		General Location			Character of Work	Cost \$1000			
							Federal	State	Other	Total
3	AERO	ALN003B	LANDER			PAVEMENT	3,300	220	147	3,667
3	AERO	ARI004B	RIVERTON			PAVEMENT	2,300	92	61	2,453
FY TOTAL:							\$6,200	\$312	\$275	\$6,787

Transportation Projects

Fiscal Year: 2023

Trans Comm Dist	Project		General Location	Detail Location	LRS ID	Begin RM	End RM	Length	Character of Work	Cost \$1000			
										Federal	State	Other	Total
7	NHPP 74.21	N202073	MUDDY GAP TO LANDER	LYONS VALLEY	20	74.21	79.10	4.89	PAVEMENT REHABILITATION	2,742	288	0	3,030
7	NHPP 23.39	N202074	JEFFREY CITY TO SWEETWATER STATION JUNCTION	*	20	23.39	31.50	8.11	PAVEMENT REHABILITATION	3,847	404	0	4,251
7	NHPP 92.41	N303058	DUBOIS TO DIVERSION DAM	BULL LAKE	30	92.41	96.94	4.53	PAVEMENT REHABILITATION	2,262	238	0	2,500
7	NHPP 109.00	N342048	SHOSHONI TO THERMOPOLIS	US 20/WY 789	34	109.00	112.00	3.00	ADDITIONAL LANES	3,418	359	0	3,777
FY TOTAL:									20.53	\$12,269	\$1,289	\$0	\$13,558

Aeronautics Projects

Fiscal Year: 2023

Aero Comm Dist	Project		General Location			Character of Work	Cost \$1000			
							Federal	State	Other	Total
3	AERO	ALN004A	LANDER			PAVEMENT MAINTENANCE	0	203	23	226
3	AERO	ARI005A	RIVERTON			PAVEMENT MAINTENANCE	0	608	68	676
FY TOTAL:							\$0	\$811	\$91	\$902

Transportation Projects

Fiscal Year: 2024

Trans Comm Dist	Project		General Location	Detail Location	LRS ID	Begin RM	End RM	Length	Character of Work	Cost \$1000			
										Federal	State	Other	Total
7	NHPP 24.17	N151029	LANDER TO FORT WASHAKIE	* DIVERSION DAM	15	24.17	31.60	7.43	PAVEMENT RESURFACE	3,439	361	0	3,800
7	NHPP 67.25	N302058	LANDER TO FORT WASHAKIE	* CHECK STATION EAST	34	67.25	72.07	4.82	PAVEMENT RESURFACE	2,715	285	0	3,000



**STATE TRANSPORTATION IMPROVEMENT PROJECTS
 ENGINEERING**

Fremont County

Transportation Projects

Fiscal Year: 2024

Trans Comm Dist	Project		General Location	Detail Location	LRS ID	Begin RM	End RM	Length	Character of Work	Cost \$1000				
										Federal	State	Other	Total	
7	STP 51.14	P142052	FARSON TO LANDER	* SOUTH PASS/BEAVER CREEK	14	51.14	57.04	5.90	PAVEMENT RESURFACE	2,715	285	0	3,000	
FY TOTAL:								18.15			\$8,869	\$931	\$0	\$9,800



**STATE TRANSPORTATION IMPROVEMENT PROJECTS
 CONSTRUCTION**

Goshen County

Transportation Projects

Fiscal Year: 2019

Trans Comm Dist	Project		General Location	Detail Location	LRS ID	Begin RM	End RM	Length	Character of Work	Cost \$1000				
										Federal	State	Other	Total	
1	STP 7.00	0803140	VETERAN	VETERAN NORTH	803	7.00	14.10	7.10	PAVEMENT REHABILITATION	2,931	308	0	3,239	
1	STP-BROS 8.20	0C07086	GOSHEN COUNTY	HORSE CREEK STRUCTURE NO. EYB	9343	8.20	8.20	0.00	BRIDGE REPLACEMENT	713	0	75	788	
1	RHC-P 0.00	CN07108	GOSHEN COUNTY	* TORRINGTON; CR 53D BNSF 089204K	6125	0.02	0.02	0.00	RAILROAD	248	0	28	276	
FY TOTAL:										7.10	\$3,892	\$308	\$103	\$4,303

Transit Projects

Fiscal Year: 2019

Trans Comm Dist	Project		General Location	Eligible Provider	Funding Source	Character of Work	Cost \$1000				
							Federal	State	Other	Total	
1	FTA	FT19016	TORRINGTON	DIVERSIFIED SERVICES, INC.	STATE	OPERATING/ADMIN/MAINT	0	30	15	45	
1	FTA	FT19017	TORRINGTON	GOSHEN COUNTY SENIOR FRIENDSHIP CENTER	5311	OPERATING/ADMIN/MAINT	152	0	75	227	
FY TOTAL:								\$152	\$30	\$90	\$272

Aeronautics Projects

Fiscal Year: 2019

Aero Comm Dist	Project		General Location			Character of Work	Cost \$1000				
							Federal	State	Other	Total	
1	AERO	ATOR16B	TORRINGTON			PAVEMENT	1,800	120	80	2,000	
FY TOTAL:								\$1,800	\$120	\$80	\$2,000



STATE TRANSPORTATION IMPROVEMENT PROJECTS ENGINEERING

Goshen County

Transportation Projects

Fiscal Year: 2020

Trans Comm Dist	Project		General Location	Detail Location	LRS ID	Begin RM	End RM	Length	Character of Work	Cost \$1000				
										Federal	State	Other	Total	
1	NHPP 115.64	N853092	LINGLE TO LUSK	RAWHIDE SECTION	85	115.64	130.11	14.47	PAVEMENT REHABILITATION	5,593	588	0	6,181	
1	RHC-P 82.23	N853094	GOSHEN COUNTY	SILVER TIP UPRR 816334P	85	82.23	82.23	0.00	RAILROAD	248	0	28	276	
1	NHPP 93.20	N853097	TORRINGTON	VALLEY AND MAIN STREET ADA & PEDESTRIAN SIGNAL	85	93.20	93.20	0.00	ADA IMPROVEMENTS	226	24	0	250	
FY TOTAL:										14.47	\$6,067	\$612	\$28	\$6,707

Aeronautics Projects

Fiscal Year: 2020

Aero Comm Dist	Project		General Location	Character of Work	Cost \$1000			
					Federal	State	Other	Total
1	AERO	ATO002A	TORRINGTON	AIRPORT EQUIPMENT	0	90	10	100
FY TOTAL:					\$0	\$90	\$10	\$100

Transportation Projects

Fiscal Year: 2021

Trans Comm Dist	Project		General Location	Detail Location	LRS ID	Begin RM	End RM	Length	Character of Work	Cost \$1000			
										Federal	State	Other	Total
1	STP 7.55	0807007	TORRINGTON	HUNT ROAD/EAST SECTION/WY 92	807	7.55	14.07	6.52	PAVEMENT REHABILITATION	2,034	214	0	2,248
FY TOTAL:									6.52	\$2,034	\$214	\$0	\$2,248

Aeronautics Projects

Fiscal Year: 2021

Aero Comm Dist	Project		General Location	Character of Work	Cost \$1000			
					Federal	State	Other	Total
1	AERO	ATOR16C	TORRINGTON	PAVEMENT	2,700	180	120	3,000
FY TOTAL:					\$2,700	\$180	\$120	\$3,000

Aeronautics Projects

Fiscal Year: 2022

Aero Comm Dist	Project		General Location	Character of Work	Cost \$1000			
					Federal	State	Other	Total
1	AERO	ATO003A	TORRINGTON	PAVEMENT MAINTENANCE	0	135	15	150
FY TOTAL:					\$0	\$135	\$15	\$150



**STATE TRANSPORTATION IMPROVEMENT PROJECTS
 ENGINEERING**

Goshen County

Transportation Projects

Fiscal Year: 2023

Trans Comm Dist	Project		General Location	Detail Location	LRS ID	Begin RM	End RM	Length	Character of Work	Cost \$1000			
										Federal	State	Other	Total
1	STP 14.10	0803141	VETERAN TO YODER	VETERAN ROAD	803	14.10	23.12	9.02	PAVEMENT REHABILITATION	3,635	382	0	4,017
1	NHPP 48.63	N283012	TORRINGTON TO NEBRASKA	*	28	48.63	56.26	7.63	PAVEMENT REHABILITATION	2,895	304	0	3,199
FY TOTAL:								16.65		\$6,530	\$686	\$0	\$7,216

Transportation Projects

Fiscal Year: 2024

Trans Comm Dist	Project		General Location	Detail Location	LRS ID	Begin RM	End RM	Length	Character of Work	Cost \$1000			
										Federal	State	Other	Total
1	STP 0.00	0802192	HUNTLEY	* TABLE MOUNTAIN ROAD/WY 158	802	0.00	8.02	8.02	PAVEMENT RESURFACE	2,036	214	0	2,250
FY TOTAL:								8.02		\$2,036	\$214	\$0	\$2,250



**STATE TRANSPORTATION IMPROVEMENT PROJECTS
CONSTRUCTION**

Hot Springs County

Transportation Projects

Fiscal Year: 2019

Trans Comm Dist	Project		General Location	Detail Location	LRS ID	Begin RM	End RM	Length	Character of Work	Cost \$1000				
										Federal	State	Other	Total	
5	SCP-TC 139.80	N343032	THERMOPOLIS TO WORLAND	LUCERNE NORTH	34	139.80	146.60	6.80	PAVEMENT REHABILITATION	0	2,198	0	2,198	
FY TOTAL:										6.80	\$0	\$2,198	\$0	\$2,198

Transit Projects

Fiscal Year: 2019

Trans Comm Dist	Project		General Location	Eligible Provider	Funding Source	Character of Work	Cost \$1000			
							Federal	State	Other	Total
5	FTA	FT19019	THERMOPOLIS	HOT SPRINGS COUNTY SENIOR CITIZENS CENTER, INC.	STATE	OPERATING/ADMIN/MAINT	0	40	20	60
FY TOTAL:							\$0	\$40	\$20	\$60

Aeronautics Projects

Fiscal Year: 2019

Aero Comm Dist	Project		General Location			Character of Work	Cost \$1000			
							Federal	State	Other	Total
4	AERO	AHS001A	THERMOPOLIS			PAVEMENT MAINTENANCE	300	20	13	333
FY TOTAL:							\$300	\$20	\$13	\$333



STATE TRANSPORTATION IMPROVEMENT PROJECTS ENGINEERING

Hot Springs County

Transportation Projects

Fiscal Year: 2020

Trans Comm Dist	Project		General Location	Detail Location	LRS ID	Begin RM	End RM	Length	Character of Work	Cost \$1000				
										Federal	State	Other	Total	
5	NHPP 130.82	N343044	THERMOPOLIS	US 20/WY 789	34	130.82	133.40	2.58	PAVEMENT REHABILITATION	3,266	343	0	3,609	
5	NHPP-GM 113.00	N343046	SHOSHONI TO THERMOPOLIS	WIND RIVER CANYON	34	113.00	128.00	15.00	SLIDE REPAIR	3,059	322	0	3,381	
FY TOTAL:										17.58	\$6,325	\$665	\$0	\$6,990

Aeronautics Projects

Fiscal Year: 2022

Aero Comm Dist	Project		General Location	Character of Work	Cost \$1000			
					Federal	State	Other	Total
4	AERO	AHS002A	THERMOPOLIS	AIRPORT EQUIPMENT	450	30	20	500
FY TOTAL:					\$450	\$30	\$20	\$500

Transportation Projects

Fiscal Year: 2023

Trans Comm Dist	Project		General Location	Detail Location	LRS ID	Begin RM	End RM	Length	Character of Work	Cost \$1000			
										Federal	State	Other	Total
5	NHPP 141.80	N343045	THERMOPOLIS TO WORLAND	SLOPE FLATTENING	34	141.80	148.00	6.20	GRADING	1,810	190	0	2,000
5	NHPP 133.20	N343047	THERMOPOLIS TO KIRBY	* NORTH THERMOPOLIS	34	133.20	139.80	6.60	PAVEMENT RESURFACE	3,801	399	0	4,200
FY TOTAL:									12.80	\$5,611	\$589	\$0	\$6,200

Transportation Projects

Fiscal Year: 2024

Trans Comm Dist	Project		General Location	Detail Location	LRS ID	Begin RM	End RM	Length	Character of Work	Cost \$1000			
										Federal	State	Other	Total
5	NHPP 3.27	N331029	THERMOPOLIS TO MEETEETSE	* OWL CREEK	33	3.27	8.18	4.91	PAVEMENT RESURFACE	2,896	304	0	3,200
FY TOTAL:									4.91	\$2,896	\$304	\$0	\$3,200



STATE TRANSPORTATION IMPROVEMENT PROJECTS CONSTRUCTION

Johnson County

Transportation Projects

Fiscal Year: 2019

Trans Comm Dist	Project		General Location	Detail Location	LRS ID	Begin RM	End RM	Length	Character of Work	Cost \$1000				
										Federal	State	Other	Total	
4	CM 0.00	CM18406	JOHNSON COUNTY	DEAD HORSE, SCHOONOVER, STREETER, TTT, LOWER SUSSEX, TW, TIPERARY, TRABING, IRIGARAY ROADS; LPA-JOHNSON COUNTY	6708	0.00	6.00	6.00	ENVIRONMENTAL	275	0	69	344	
FY TOTAL:										6.00	\$275	\$0	\$69	\$344

Transit Projects

Fiscal Year: 2019

Trans Comm Dist	Project		General Location	Eligible Provider	Funding Source	Character of Work	Cost \$1000			
							Federal	State	Other	Total
4	FTA	FT19020	BUFFALO	BUFFALO SENIOR CENTER, INC.	5311	OPERATING/ADMIN/MAINT	94	0	47	141
4	FTA	FT19056	BUFFALO	BUFFALO SENIOR CENTER, INC.	5339	PURCHASE TWO MINI VANS	72	0	18	90
FY TOTAL:							\$166	\$0	\$65	\$231

Aeronautics Projects

Fiscal Year: 2019

Aero Comm Dist	Project		General Location			Character of Work	Cost \$1000			
							Federal	State	Other	Total
5	AERO	ABY001A	BUFFALO			AIRPORT EQUIPMENT	300	20	13	333
FY TOTAL:							\$300	\$20	\$13	\$333



STATE TRANSPORTATION IMPROVEMENT PROJECTS ENGINEERING

Johnson County

Aeronautics Projects

Fiscal Year: 2020

Aero Comm Dist	Project		General Location			Character of Work	Cost \$1000			
							Federal	State	Other	Total
5	AERO	ABY002A	BUFFALO			PAVEMENT MAINTENANCE	0	180	20	200
5	AERO	ABY003A	BUFFALO			PAVEMENT	1,150	77	51	1,278
FY TOTAL:							\$1,150	\$257	\$71	\$1,478

Transportation Projects

Fiscal Year: 2021

Trans Comm Dist	Project		General Location	Detail Location	LRS ID	Begin RM	End RM	Length	Character of Work	Cost \$1000			
										Federal	State	Other	Total
4	NHPPI 244.00	0255095	CASPER TO KAYCEE	TTT SECTION/NORTH BOUND LANE STRUCTURE NO. AJT, AJV, AJY, AKA, AKC, AKE	25	244.00	253.07	9.07	PAVEMENT REHABILITATION	9,241	721	0	9,962
FY TOTAL:									9.07	\$9,241	\$721	\$0	\$9,962

Aeronautics Projects

Fiscal Year: 2021

Aero Comm Dist	Project		General Location			Character of Work	Cost \$1000			
							Federal	State	Other	Total
5	AERO	ABY004A	BUFFALO			AIRPORT LIGHTING OR SIGNAGE	150	10	7	167
FY TOTAL:							\$150	\$10	\$7	\$167

Transportation Projects

Fiscal Year: 2022

Trans Comm Dist	Project		General Location	Detail Location	LRS ID	Begin RM	End RM	Length	Character of Work	Cost \$1000			
										Federal	State	Other	Total
4	NHF 254.00	I255112	KAYCEE TO BUFFALO	KAYCEE NORTH	25	254.00	257.00	3.00	ITS	1,533	120	0	1,653
4	NHPP 52.47	N362037	TEN SLEEP TO BUFFALO	* COUNTY LINE EAST	36	52.47	59.20	6.73	PAVEMENT REHABILITATION	4,078	429	0	4,507
FY TOTAL:									9.73	\$5,611	\$549	\$0	\$6,160

Transportation Projects

Fiscal Year: 2023

Trans Comm Dist	Project		General Location	Detail Location	LRS ID	Begin RM	End RM	Length	Character of Work	Cost \$1000			
										Federal	State	Other	Total
4	NHPPI 272.11	I255117	KAYCEE TO BUFFALO	DISTRICT BOUNDARY NORTH	25	272.11	279.79	7.68	PAVEMENT RESURFACE	4,475	349	0	4,824



**STATE TRANSPORTATION IMPROVEMENT PROJECTS
 ENGINEERING**

Johnson County

Transportation Projects

Fiscal Year: 2023

Trans Comm Dist	Project		General Location	Detail Location	LRS ID	Begin RM	End RM	Length	Character of Work	Cost \$1000				
										Federal	State	Other	Total	
4	NHPP1 244.00	I255118	CASPER TO KAYCEE	TTT SECTION SOUTHBOUND LANE STRUCTURE NO. AJU, AJW, AJZ, AKB, AKD, AKF	25	244.00	253.07	9.07	PAVEMENT REHABILITATION	9,994	780	0	10,774	
FY TOTAL:										16.75	\$14,469	\$1,129	\$0	\$15,598

Transportation Projects

Fiscal Year: 2024

Trans Comm Dist	Project		General Location	Detail Location	LRS ID	Begin RM	End RM	Length	Character of Work	Cost \$1000				
										Federal	State	Other	Total	
4	STP 298.02	P591008	BUFFALO	* I-25, I-90 INTERCHANGE/WY 196 JUNCTION/US 16	59	298.02	301.34	3.32	PAVEMENT REHABILITATION	4,178	439	0	4,617	
FY TOTAL:										3.32	\$4,178	\$439	\$0	\$4,617



STATE TRANSPORTATION IMPROVEMENT PROJECTS CONSTRUCTION

Laramie County

Transportation Projects

Fiscal Year: 2019

Trans Comm Dist	Project		General Location	Detail Location	LRS ID	Begin RM	End RM	Length	Character of Work	Cost \$1000				
										Federal	State	Other	Total	
1	STP-BR 0.89	1104015	PINE BLUFFS TO ALBIN	NORTH SECTION/WY 215 STRUCTURE NO. CRO & CRN	1104	0.89	0.89	0.00	BRIDGE REPLACEMENT	1,898	199	0	2,097	
1	STPU-CH 0.00	B171028	CHEYENNE	INTERSECTION PRAIRIE AVENUE AND FRONTIER MALL DRIVE LPA-CITY OF CHEYENNE	4059	101.52	101.52	0.00	MODIFY INTERSECTION	1,629	0	171	1,800	
1	TIDP 0.00	B191027	CHEYENNE	VARIOUS LOCATIONS	107	2.94	2.94	0.00	TRAFFIC SYSTEMS	936	684	0	1,620	
1	CD 0.00	CD16103	CHEYENNE	PATH CHICAGO BURLINGTON & QUINCY RAIL TRAIL LPA - CITY OF CHEYENNE	20178	103.98	103.98	0.00	COMMUNITY DEVELOPMENT	200	0	50	250	
1	CD 101.97	CD17102	CHEYENNE	BETWEEN EVANS AVENUE AND AIRPORT PARKWAY NORTH TO CHEYENNE REGIONAL AIRPORT TERMINAL LPA - CITY OF CHEYENNE	4026	101.96	101.96	0.00	COMMUNITY DEVELOPMENT	226	0	57	283	
1	CD 0.00	CD18101	CHEYENNE	WEST ALLISON ROAD LPA-CITY OF CHEYENNE	6868	0.30	0.45	0.15	COMMUNITY DEVELOPMENT	246	0	61	307	
1	RHC 0.00	CN02105	LARAMIE COUNTY	* COUNTY ROAD 109 BNSF 245525W	6722	8.28	8.28	0.00	RAILROAD	33	0	33	66	
1	RHC 0.00	CN02106	LARAMIE COUNTY	* CR 103-1 MCLEES ROAD BNSF 245549K	6718	0.56	0.56	0.00	RAILROAD	33	0	33	66	
1	RHC 361.79	N561042	CHEYENNE	* LINCONLWAY; BNSF 245696X	56	361.79	361.79	0.00	RAILROAD	66	0	66	132	
1	SCP-TC 35.30	N852003	CHEYENNE TO TORRINGTON	GUN BARREL SOUTH STRUCTURE NO. NCW, NCX	85	35.30	47.00	11.70	PAVEMENT REHABILITATION	0	5,080	0	5,080	
1	RHC 43.94	W211017	CHEYENNE	* WY 211 JORDAN RANCH BNSF 245662D	211	43.94	43.94	0.00	RAILROAD	33	0	33	66	
FY TOTAL:										11.85	\$5,300	\$5,963	\$504	\$11,767

Transit Projects

Fiscal Year: 2019

Trans Comm Dist	Project		General Location	Eligible Provider	Funding Source	Character of Work	Cost \$1000				
							Federal	State	Other	Total	
1	FTA	FT19041	CHEYENNE	CITY OF CHEYENNE TRANSIT PROGRAM	STATE	OPERATING	0	112	86	198	
1	FTA	FT19043	CHEYENNE	WYDOT RTAP FUNDING	RTAP	RTAP	36	0	0	36	
1	FTA	FT19046	CHEYENNE	CITY OF CHEYENNE	5305D	PLANNING	242	0	25	267	
1	FTA	FT19048	PINE BLUFFS	PINE BLUFFS SENIOR CITIZENS, INC.	STATE	OPERATING/ADMIN/MAINT	0	13	9	22	
1	FTA	FTDMN19	CHEYENNE	WYDOT STATE ADMINISTRATION FUNDING	5311	STATE ADMINISTRATION	391	0	0	391	
FY TOTAL:								\$669	\$125	\$120	\$914



**STATE TRANSPORTATION IMPROVEMENT PROJECTS
 CONSTRUCTION**

Laramie County

Aeronautics Projects

Fiscal Year: 2019

Aero Comm Dist	Project		General Location			Character of Work	Cost \$1000			
							Federal	State	Other	Total
1	AERO	A82001A	PINE BLUFFS			BUILDINGS	200	13	9	222
1	AERO	ACY001B	CHEYENNE			PAVEMENT	530	35	24	589
FY TOTAL:							\$730	\$48	\$33	\$811



STATE TRANSPORTATION IMPROVEMENT PROJECTS ENGINEERING

Laramie County

Transportation Projects

Fiscal Year: 2020

Trans Comm Dist	Project	General Location	Detail Location	LRS ID	Begin RM	End RM	Length	Character of Work	Cost \$1000				
									Federal	State	Other	Total	
1	STP-BR 0.00	B201005	TRANSPORTATION DISTRICT 1	STRUCTURE NO. DER, AAJ, CRB, ABK	25	3.29	3.29	0.00	STRUCTURE REPAIR	1,959	206	0	2,165
1	STP-BR 0.00	B201006	TRANSPORTATION DISTRICT 1	VARIOUS LOCATIONS STRUCTURE NO. MCJ, MCK, ABP, MFT, AAN, AAO, FLF	25	13.83	13.83	0.00	STRUCTURE REPAIR	905	95	0	1,000
1	RHC-P 0.00	CN02107	LARAMIE COUNTY	* CR 228A QUARRY ROAD BNSF 245534V	6944	0.58	0.58	0.00	RAILROAD	248	0	28	276
1	RHC-P 0.00	CN02108	LARAMIE COUNTY	* CR 103-1 MCLEES ROAD BNSF 245549K	6718	0.56	0.56	0.00	RAILROAD	248	0	28	276
1	RHC-P 0.00	CN02109	LARAMIE COUNTY	* CR 228 FISHER CANYON BNSF 245533N	6939	0.13	0.13	0.00	RAILROAD	248	0	28	276
1	SSP-TO 18.98	I251169	INTERSTATE 25	NORTH CHEYENNE; CLOSURE GATE SIGNS/FLASHERS	25	18.98	18.98	0.00	SAFETY IMPROVEMENTS	0	254	0	254
1	HSIP 0.00	I251170	CHEYENNE	CHEYENNE MARGINAL	25	0.00	11.50	11.50	SAFETY IMPROVEMENTS	1,503	117	0	1,620
1	NHPPI 372.40	I806209	CHEYENNE TO PINE BLUFFS	HILLSDALE SECTION; STRUCTURE NO. AZR, AZS, AZP, AZT, AZQ, AZU	80	372.40	382.30	9.90	PAVEMENT REHABILITATION	14,576	1,138	0	15,714
1	SCP-TC 47.00	N852004	CHEYENNE TO TORRINGTON	GUN BARREL NORTH	85	47.00	52.00	5.00	PAVEMENT REHABILITATION	0	1,921	0	1,921
1	SCP-TC 52.00	N852005	CHEYENNE TO TORRINGTON	MERIDEN STRUCTURE NO. BWE, BWF	85	52.00	56.64	4.64	PAVEMENT REHABILITATION	0	2,234	0	2,234
1	RHC-P 49.93	W211018	LARAMIE COUNTY	* WY 211 JORDAN RANCH ROAD BNSF 245662D	211	49.94	49.94	0.00	RAILROAD	248	0	28	276
1	RHC-P 20.89	W211019	LARAMIE COUNTY	* WY 211 BNSF 245528S	211	20.89	20.89	0.00	RAILROAD	248	0	28	276



STATE TRANSPORTATION IMPROVEMENT PROJECTS ENGINEERING

Laramie County

Transportation Projects

Fiscal Year: 2020

Trans Comm Dist	Project		General Location	Detail Location	LRS ID	Begin RM	End RM	Length	Character of Work	Cost \$1000				
										Federal	State	Other	Total	
1	RHC-P 17.12	W211020	LARAMIE COUNTY	* WY 211 FEDERAL BNSF 245526D	211	17.12	17.12	0.00	RAILROAD	248	0	28	276	
FY TOTAL:										31.04	\$20,431	\$5,965	\$168	\$26,564

Aeronautics Projects

Fiscal Year: 2020

Aero Comm Dist	Project		General Location	Character of Work	Cost \$1000			
					Federal	State	Other	Total
1	AERO	ACY001C	CHEYENNE	PAVEMENT	14,650	977	651	16,278
FY TOTAL:					\$14,650	\$977	\$651	\$16,278

Transportation Projects

Fiscal Year: 2021

Trans Comm Dist	Project		General Location	Detail Location	LRS ID	Begin RM	End RM	Length	Character of Work	Cost \$1000			
										Federal	State	Other	Total
M	HSIP 0.00	B211027	CHEYENNE	CHEYENNE STREETS; VARIOUS LOCATIONS	56	362.47	362.47	0.00	TRAFFIC SYSTEMS	1,086	114	0	1,200
1	NHPP 9.74	I180021	CHEYENNE	WARREN AVENUE/LINCOLNWAY-24TH STREET	180	9.74	10.27	0.53	PAVEMENT REHABILITATION	2,177	229	0	2,406
1	NHPP-PM 11.50	I251168	CHEYENNE TO CHUGWATER	RANDALL AVENUE-HORSE CREEK INTERCHANGE	25	11.50	17.00	5.50	PAVEMENT REHABILITATION	3,133	329	0	3,462
FY TOTAL:									6.03	\$6,396	\$672	\$0	\$7,068

Aeronautics Projects

Fiscal Year: 2021

Aero Comm Dist	Project		General Location	Character of Work	Cost \$1000			
					Federal	State	Other	Total
1	AERO	A82002A	PINE BLUFFS	AIRPORT EQUIPMENT	0	225	25	250
FY TOTAL:					\$0	\$225	\$25	\$250



STATE TRANSPORTATION IMPROVEMENT PROJECTS ENGINEERING

Laramie County

Transportation Projects

Fiscal Year: 2022

Trans Comm Dist	Project		General Location	Detail Location	LRS ID	Begin RM	End RM	Length	Character of Work	Cost \$1000			
										Federal	State	Other	Total
1	STP 0.94	6738002	CHEYENNE	I-80 PARSLEY BOULEVARD STRUCTURE NO. AZD	6738	0.94	0.94	0.00	BRIDGE REPLACEMENT	1,895	199	0	2,094
1	NHPP 10.10	1180024	CHEYENNE	CENTRAL AVENUE/PERSHING BOULEVARD-22ND STREET	180	10.10	10.70	0.60	PAVEMENT REHABILITATION	908	95	0	1,003
FY TOTAL:								0.60		\$2,803	\$294	\$0	\$3,097

Aeronautics Projects

Fiscal Year: 2022

Aero Comm Dist	Project		General Location	Detail Location	LRS ID	Begin RM	End RM	Length	Character of Work	Cost \$1000			
										Federal	State	Other	Total
1	AERO	A82003A	PINE BLUFFS						PAVEMENT MAINTENANCE	0	150	17	167
FY TOTAL:										\$0	\$150	\$17	\$167

Transportation Projects

Fiscal Year: 2023

Trans Comm Dist	Project		General Location	Detail Location	LRS ID	Begin RM	End RM	Length	Character of Work	Cost \$1000			
										Federal	State	Other	Total
1	STP 0.00	1104014	PINE BLUFFS TO ALBIN	SOUTH SECTION/WY 215	1104	0.00	9.85	9.85	PAVEMENT REHABILITATION	3,092	325	0	3,417
1	STP 401.76	1111003	PINE BLUFFS TO NEBRASKA	* EAST/US 30	1111	401.76	403.02	1.26	PAVEMENT REHABILITATION	557	59	0	616
1	STP 0.00	1123001	ARCHER TO HILLSDALE	I-80 SERVICE ROAD	1123	0.00	6.96	6.96	PAVEMENT RESURFACE	2,146	226	0	2,372
1	NHPP 10.27	1180025	CHEYENNE	* WARREN AVENUE/24TH STREET- PERSHING BOULEVARD	180	10.27	10.76	0.49	PAVEMENT REHABILITATION	742	78	0	820
1	NHPP1 393.40	1806207	CHEYENNE TO PINE BLUFFS	PINE BLUFFS WEST STRUCTURE NO. BAF, BAG, BAH, BAI	80	393.40	400.50	7.10	PAVEMENT REHABILITATION	6,559	512	0	7,071
1	NHPP1 357.70	1806211	LARAMIE TO CHEYENNE	ROUNDTOP - CENTRAL AVENUE INTERCHANGE STRUCTURE NO. AYZ, AZA, AZF, AZG, AZH	80	357.70	362.00	4.30	PAVEMENT REHABILITATION	3,159	247	0	3,406



STATE TRANSPORTATION IMPROVEMENT PROJECTS ENGINEERING

Laramie County

Transportation Projects

Fiscal Year: 2023

Trans Comm Dist	Project		General Location	Detail Location	LRS ID	Begin RM	End RM	Length	Character of Work	Cost \$1000			
										Federal	State	Other	Total
1	SCP-TC 0.00	W223004	CHEYENNE	TERRY RANCH ROAD/WY 223 STRUCTURE NO. CYD	223	0.00	5.69	5.69	PAVEMENT REHABILITATION	0	4,061	0	4,061
FY TOTAL:										\$16,255	\$5,508	\$0	\$21,763

Aeronautics Projects

Fiscal Year: 2023

Aero Comm Dist	Project		General Location	Detail Location	LRS ID	Begin RM	End RM	Length	Character of Work	Cost \$1000			
										Federal	State	Other	Total
1	AERO	A82004A	PINE BLUFFS						PAVEMENT	600	40	27	667
1	AERO	ACY002A	CHEYENNE						AIRPORT EQUIPMENT	450	30	20	500
FY TOTAL:										\$1,050	\$70	\$47	\$1,167

Transportation Projects

Fiscal Year: 2024

Trans Comm Dist	Project		General Location	Detail Location	LRS ID	Begin RM	End RM	Length	Character of Work	Cost \$1000			
										Federal	State	Other	Total
1	NHPPI 382.30	I806208	CHEYENNE TO PINE BLUFFS	BURNS INTERCHANGE STRUCTURE NO. BAA, AZZ, AZX, AZY, BAB, BAD, BAE	80	382.30	393.40	11.10	PAVEMENT REHABILITATION	9,516	743	0	10,259
1	NHPP 365.80	N561041	CHEYENNE	US 30/PERSHING BOULEVARD/UPRR STRUCTURE NO. AZL & AZO	56	365.80	370.50	4.70	ADDITIONAL LANES	7,646	804	0	8,450
FY TOTAL:										\$17,162	\$1,547	\$0	\$18,709

Transportation Projects

Fiscal Year: Future Year

Trans Comm Dist	Project		General Location	Detail Location	LRS ID	Begin RM	End RM	Length	Character of Work	Cost \$1000			
										Federal	State	Other	Total
1	STPU-CH 0.00	B191001	LARAMIE COUNTY	DIVISION AVENUE BETWEEN COLLEGE AND WALLICK; WALLICK BETWEEN DIVISION & US 85	13910	99.56	99.81	0.25	NEW CONSTRUCTION	4,845	0	509	5,354
FY TOTAL:										\$4,845	\$0	\$509	\$5,354



**STATE TRANSPORTATION IMPROVEMENT PROJECTS
PRELIMINARY ENGINEERING**

Laramie County

Transportation Projects

Fiscal Year: 2019

Trans Comm Dist	Project		General Location	Detail Location	LRS ID	Begin RM	End RM	Length	Character of Work	Cost \$1000				
										Federal	State	Other	Total	
1	NHPP1 359.60	1806212	INTERSTATE 25 TO INTERSTATE 80	I-25 & I-80 INTERCHANGE	80	359.60	359.60	0.00	MODIFY INTERCHANGE	2,319	181	0	2,500	
FY TOTAL:										0.00	\$2,319	\$181	\$0	\$2,500

Transportation Projects

Fiscal Year: 2022

Trans Comm Dist	Project		General Location	Detail Location	LRS ID	Begin RM	End RM	Length	Character of Work	Cost \$1000				
										Federal	State	Other	Total	
1	STPU-CH 0.00	B221004	CHEYENNE	LINCOLNWAY, CHRISTENSEN ROAD, DELL RANGE, FOX GLOVE DRIVE; WHITNEY ROAD	56	367.49	368.24	0.75	RECONSTRUCTION	20	0	2	22	
FY TOTAL:										0.75	\$20	\$0	\$2	\$22



**STATE TRANSPORTATION IMPROVEMENT PROJECTS
CONSTRUCTION**

Lincoln County

Transportation Projects

Fiscal Year: 2019

Trans Comm Dist	Project		General Location	Detail Location	LRS ID	Begin RM	End RM	Length	Character of Work	Cost \$1000				
										Federal	State	Other	Total	
3	SCP-TC 0.00	1206007	AUBURN TO AFTON	AUBURN NORTH	1206	0.00	3.38	3.38	PAVEMENT REHABILITATION	0	879	0	879	
3	SCP-TC 3.38	1206008	AUBURN TO AFTON	WY 238 STRUCTURE NO. CSB, CYJ, CYT, CYW, FOL	1206	3.38	12.08	8.70	PAVEMENT REHABILITATION	0	6,363	0	6,363	
3	CD 0.00	CD16311	THAYNE	THAYNE; WRIGHT STREET; VAN NOY PARKWAY LPA - TOWN OF THAYNE	14470	100.00	100.12	0.11	COMMUNITY DEVELOPMENT	115	0	29	144	
3	NHPP 108.13	N103103	THAYNE TO ALPINE	ETNA NORTH	10	108.13	117.38	9.25	ADDITIONAL LANES	19,620	2,062	0	21,682	
FY TOTAL:										21.44	\$19,735	\$9,304	\$29	\$29,068

Transit Projects

Fiscal Year: 2019

Trans Comm Dist	Project		General Location	Eligible Provider	Funding Source	Character of Work	Cost \$1000				
							Federal	State	Other	Total	
3	FTA	FT19021	AFTON	STAR VALLEY SENIOR CITIZENS, INC.	STATE	OPERATING/ADMIN/MAINT	0	15	8	23	
3	FTA	FT19022	KEMMERER	KEMMERER SENIOR CITIZENS ASSOCIATION	STATE	OPERATING/ADMIN/MAINT	0	13	6	19	
3	FTA	FT19023	THAYNE	THAYNE SENIOR CENTER	STATE	OPERATING/ADMIN/MAINT	0	17	8	25	
FY TOTAL:								\$0	\$45	\$22	\$67

Aeronautics Projects

Fiscal Year: 2019

Aero Comm Dist	Project		General Location	Character of Work	Cost \$1000			
					Federal	State	Other	Total
2	AERO	AU0001A	COKEVILLE	PAVEMENT	0	72	8	80
FY TOTAL:					\$0	\$72	\$8	\$80



STATE TRANSPORTATION IMPROVEMENT PROJECTS ENGINEERING

Lincoln County

Transportation Projects

Fiscal Year: 2020

Trans Comm Dist	Project		General Location	Detail Location	LRS ID	Begin RM	End RM	Length	Character of Work	Cost \$1000			
										Federal	State	Other	Total
3	SCP-TC 58.10	N121111	KEMMERER TO GRANGER	KEMMERER EAST STRUCTURE NO. BRE	12	58.10	67.00	8.90	PAVEMENT REHABILITATION	0	3,592	0	3,592
FY TOTAL:										\$0	\$3,592	\$0	\$3,592

Aeronautics Projects

Fiscal Year: 2020

Aero Comm Dist	Project		General Location	Detail Location	LRS ID	Begin RM	End RM	Length	Character of Work	Cost \$1000			
										Federal	State	Other	Total
2	AERO	AAF001A	AFTON						PAVEMENT	1,017	68	45	1,130
2	AERO	AEM001A	KEMMERER						AIRPORT EQUIPMENT	0	194	22	216
2	AERO	AEM002A	KEMMERER						BUILDINGS	300	0	33	333
FY TOTAL:										\$1,317	\$262	\$100	\$1,679

Transportation Projects

Fiscal Year: 2021

Trans Comm Dist	Project		General Location	Detail Location	LRS ID	Begin RM	End RM	Length	Character of Work	Cost \$1000			
										Federal	State	Other	Total
3	NHPP 45.43	1217001	BORDER JUNCTION TO IDAHO	WY 89	1217	45.43	54.93	9.50	PAVEMENT REHABILITATION	4,177	439	0	4,616
3	NHPP 100.28	N103102	THAYNE TO ALPINE	THAYNE NORTH STRUCTURE NO. BOG	10	100.28	107.90	7.62	RECONSTRUCTION	19,988	2,101	0	22,089
3	NHPP 49.90	N121115	SAGE CREEK TO KEMMERER	* US 30 REALIGNMENT KEMMERER COAL MINE	12	49.90	52.20	2.30	NEW CONSTRUCTION	7,500	0	22,500	30,000
FY TOTAL:										\$31,665	\$2,540	\$22,500	\$56,705

Aeronautics Projects

Fiscal Year: 2021

Aero Comm Dist	Project		General Location	Detail Location	LRS ID	Begin RM	End RM	Length	Character of Work	Cost \$1000			
										Federal	State	Other	Total
2	AERO	AAF002A	AFTON						PAVEMENT MAINTENANCE	0	180	20	200
FY TOTAL:										\$0	\$180	\$20	\$200



STATE TRANSPORTATION IMPROVEMENT PROJECTS ENGINEERING

Lincoln County

Transportation Projects

Fiscal Year: 2022

Trans Comm Dist	Project		General Location	Detail Location	LRS ID	Begin RM	End RM	Length	Character of Work	Cost \$1000				
										Federal	State	Other	Total	
3	SCP-TC 64.00	N103110	IDAHO TO SMOOT	SMOOT SOUTH	10	64.00	72.08	8.08	PAVEMENT REHABILITATION	0	3,283	0	3,283	
3	NHPP 9.76	N121113	BORDER JUNCTION TO SAGE JUNCTION	COKEVILLE SECTION	12	9.76	21.30	11.54	PAVEMENT REHABILITATION	8,585	902	0	9,487	
3	STP 41.40	P113028	KEMMERER TO LA BARGE	OYSTER RIDGE	11	41.40	53.50	12.10	PAVEMENT REHABILITATION	5,239	551	0	5,790	
FY TOTAL:										31.72	\$13,824	\$4,736	\$0	\$18,560

Aeronautics Projects

Fiscal Year: 2023

Aero Comm Dist	Project		General Location	Character of Work	Cost \$1000			
					Federal	State	Other	Total
2	AERO	AEM003A	KEMMERER	AIRPORT LIGHTING OR SIGNAGE	450	30	20	500
FY TOTAL:					\$450	\$30	\$20	\$500

Transportation Projects

Fiscal Year: 2024

Trans Comm Dist	Project		General Location	Detail Location	LRS ID	Begin RM	End RM	Length	Character of Work	Cost \$1000			
										Federal	State	Other	Total
3	NHPP-RF 0.00	N121112	IDAHO TO SAGE JUNCTION	US 30/WY 89	12	0.00	28.00	28.00	FENCING	1,547	163	0	1,710
3	NHPP 64.00	N121114	KEMMERER TO GRANGER	OPAL WEST	12	64.00	71.00	7.00	PAVEMENT REHABILITATION	7,287	766	0	8,053
FY TOTAL:									35.00	\$8,834	\$929	\$0	\$9,763



Wyoming Department of Transportation
 5300 Bishop Blvd
 Cheyenne, WY 82009

**STATE TRANSPORTATION IMPROVEMENT PROJECTS
 PRELIMINARY ENGINEERING**

Lincoln County

Transportation Projects

Fiscal Year: 2019

Trans Comm Dist	Project	General Location	Detail Location	LRS ID	Begin RM	End RM	Length	Character of Work	Cost \$1000				
									Federal	State	Other	Total	
3	CD 0.00	CD17307	STAR VALLEY RANCH	SCHOOL TRAVEL PLAN LPA - STAR VALLEY RANCH	NA	0.00	0.00	0.00	COMMUNITY DEVELOPMENT	20	0	5	25
FY TOTAL:									0.00	\$20	\$0	\$5	\$25



STATE TRANSPORTATION IMPROVEMENT PROJECTS CONSTRUCTION

Natrona County

Transportation Projects

Fiscal Year: 2019

Trans Comm Dist	Project		General Location	Detail Location	LRS ID	Begin RM	End RM	Length	Character of Work	Cost \$1000				
										Federal	State	Other	Total	
7	STP-BROS 0.30	CN01064	NATRONA COUNTY	COUNTY ROAD 106	7611	0.30	0.30	0.00	BRIDGE REPLACEMENT	1,359	0	143	1,502	
7	NHPPI 225.00	I254151	CASPER TO KAYCEE	DISTRICT BOUNDARY SOUTH	25	225.00	240.00	15.00	ITS	1,531	119	0	1,650	
7	NHPPI 192.22	I254162	CASPER TO KAYCEE	ORMSBY SECTION	25	192.22	200.00	7.78	PAVEMENT REHABILITATION	7,978	623	0	8,601	
7	SCP-TC 87.89	N212115	MUDDY GAP TO CASPER	ALCOVA SECTION	21	87.89	94.15	6.26	ADDITIONAL LANES	0	5,254	0	5,254	
7	NHPP-E 116.73	N212122	CASPER	POPLAR STREET/BNSF BRIDGE	21	116.73	116.73	0.00	COMMUNITY DEVELOPMENT	119	0	13	132	
FY TOTAL:										29.04	\$10,987	\$5,996	\$156	\$17,139

Communications Projects

Fiscal Year: 2019

Trans Comm Dist	Project		General Location	Detail Location	LRS ID	Begin RM	End RM	Length	Character of Work	Cost \$1000				
										Federal	State	Other	Total	
7	STP 0.00	WLNK008	ALCOVA	* SOUTHERN NATRONA COUNTY, EAST OF ALCOVA RESERVOIR	NA	0.00	0.00	0.00	SAFETY IMPROVEMENTS	905	95	0	1,000	
FY TOTAL:										0.00	\$905	\$95	\$0	\$1,000

Transit Projects

Fiscal Year: 2019

Trans Comm Dist	Project		General Location	Eligible Provider	Funding Source	Character of Work	Cost \$1000				
							Federal	State	Other	Total	
7	FTA	FT19040	CASPER	CASPER AREA TRANSPORTATION COALITION, INC.	STATE	OPERATING	0	111	86	197	
7	FTA	FT19045	MILLS	TOWN OF MILLS	STATE	OPERATING	0	110	84	194	
7	FTA	FT19047	CASPER	CITY OF CASPER	5305D	PLANNING	206	0	22	228	
7	FTA	FT19067	CASPER	CASPER AREA TRANSPORTATION COALITION, INC.	5339	PURCHASE TWO LIGHT-DUTY BUSES	60	0	15	75	
7	FTA	FT19068	MILLS	TOWN OF MILLS	5339	PURCHASE TWO LIGHT-DUTY BUSES	60	0	15	75	
FY TOTAL:								\$326	\$221	\$222	\$769

Aeronautics Projects

Fiscal Year: 2019

Aero Comm Dist	Project		General Location	Character of Work	Cost \$1000			
					Federal	State	Other	Total
3	AERO	ACP001X	CASPER	AIRCRAFT RESCUE FIRE TRAINING	0	54	6	60



**STATE TRANSPORTATION IMPROVEMENT PROJECTS
 CONSTRUCTION**

Natrona County

Aeronautics Projects

Fiscal Year: 2019

Aero Comm Dist	Project		General Location		Character of Work	Cost \$1000			
						Federal	State	Other	Total
3	AERO	ACP002A	CASPER		PAVEMENT	9,375	375	250	10,000
3	AERO	ACPR81B	CASPER		BUILDINGS	0	268	67	335
FY TOTAL:						\$9,375	\$697	\$323	\$10,395



STATE TRANSPORTATION IMPROVEMENT PROJECTS ENGINEERING

Natrona County

Transportation Projects

Fiscal Year: 2020

Trans Comm Dist	Project		General Location	Detail Location	LRS ID	Begin RM	End RM	Length	Character of Work	Cost \$1000				
										Federal	State	Other	Total	
7	NHPPI 210.90	I254155	CASPER TO KAYCEE	HORSE RANCH CREEK NORTH	25	210.90	219.00	8.10	PAVEMENT REHABILITATION	6,699	523	0	7,222	
7	NHPPI 185.35	I254160	CASPER	MARGINAL/WALSH DRIVE STRUCTURE NO. AHX, AHY	25	185.35	186.45	1.10	BRIDGE REPLACEMENT	20,994	1,639	0	22,633	
7	NHPPI-E 185.35	I254165	CASPER	* WALSH DRIVE	25	185.35	185.45	0.10	COMMUNITY DEVELOPMENT	390	0	30	420	
7	NHPP 51.60	N341113	WALTMAN TO SHOSHONI	US 20/26	34	51.60	76.00	24.40	ADDITIONAL LANES	4,697	494	0	5,191	
7	HSIP 17.68	W258025	CASPER	WYOMING BOULEVARD FROM GANNET DRIVE TO YELLOWSTONE STREET	258	17.68	18.44	0.76	SAFETY IMPROVEMENTS	418	44	0	462	
FY TOTAL:										34.46	\$33,198	\$2,700	\$30	\$35,928

Aeronautics Projects

Fiscal Year: 2020

Aero Comm Dist	Project		General Location			Character of Work	Cost \$1000				
							Federal	State	Other	Total	
3	AERO	ACP003A	CASPER			PAVEMENT MAINTENANCE	0	1,089	121	1,210	
3	AERO	ACP004X	CASPER			AIRCRAFT RESCUE FIRE TRAINING	0	54	6	60	
3	AERO	ACP005A	CASPER			BUILDINGS	260	10	7	277	
3	AERO	ACP006A	CASPER			AIRCRAFT RESCUE FIRE TRAINING	120	5	3	128	
3	AERO	ACP007A	CASPER			AIRPORT EQUIPMENT	600	24	16	640	
3	AERO	ACPR68C	CASPER			PAVEMENT	0	980	245	1,225	
FY TOTAL:								\$980	\$2,162	\$398	\$3,540



STATE TRANSPORTATION IMPROVEMENT PROJECTS ENGINEERING

Natrona County

Transportation Projects

Fiscal Year: 2021

Trans Comm Dist	Project		General Location	Detail Location	LRS ID	Begin RM	End RM	Length	Character of Work	Cost \$1000				
										Federal	State	Other	Total	
7	STP-BROS 10.70	CN01065	NATRONA COUNTY	COUNTY ROAD 402	5433	10.70	10.70	0.00	BRIDGE REPLACEMENT	591	0	62	653	
7	NHPP 108.06	N212111	CASPER	WEST BELT LOOP-ROBERTSON ROAD WY 220	21	108.06	110.90	2.84	PAVEMENT REHABILITATION	2,156	227	0	2,383	
7	NHPP 72.14	N212112	MUDDY GAP TO CASPER	PATHFINDER HILL WEST	21	72.14	81.30	9.16	ADDITIONAL LANES	3,905	410	0	4,315	
7	NHPP 116.07	N212121	CASPER	POPLAR-1ST STREET INTERCHANGE STRUCTURE NO. BUN	21	116.07	116.57	0.50	MODIFY INTERSECTION	14,139	1,486	0	15,625	
7	SCP-TC 21.24	N341112	CASPER TO SHOSHONI	NATRONA EAST	34	21.24	30.06	8.82	ADDITIONAL LANES	0	6,036	0	6,036	
7	NHPP 3.87	N341116	CASPER TO MILLS	WY 220 JUNCTION	34	3.87	10.37	6.50	PAVEMENT RESURFACE	838	88	0	926	
7	NHPP 8.07	W258024	CASPER	WYOMING BOULEVARD	258	8.07	9.90	1.83	PAVEMENT RESURFACE	61	6	0	67	
FY TOTAL:										29.65	\$21,690	\$8,253	\$62	\$30,005

Aeronautics Projects

Fiscal Year: 2021

Aero Comm Dist	Project		General Location	Detail Location	LRS ID	Begin RM	End RM	Length	Character of Work	Cost \$1000			
										Federal	State	Other	Total
3	AERO	ACP008A	CASPER						AIRPORT LIGHTING OR SIGNAGE	1,175	47	31	1,253
3	AERO	ACP009X	CASPER						AIRCRAFT RESCUE FIRE TRAINING	0	54	6	60
3	AERO	ACPR68D	CASPER						PAVEMENT	0	980	245	1,225
FY TOTAL:										\$1,175	\$1,081	\$282	\$2,538

Transportation Projects

Fiscal Year: 2022

Trans Comm Dist	Project		General Location	Detail Location	LRS ID	Begin RM	End RM	Length	Character of Work	Cost \$1000			
										Federal	State	Other	Total
7	NHPP1 200.00	I254159	CASPER TO KAYCEE	HORSE RANCH CREEK SOUTH BOTH LANES STRUCTURE NO. AJA, AIZ, DOI	25	200.00	210.41	10.41	PAVEMENT REHABILITATION	11,383	888	0	12,271



STATE TRANSPORTATION IMPROVEMENT PROJECTS ENGINEERING

Natrona County

Transportation Projects

Fiscal Year: 2022

Trans Comm Dist	Project		General Location	Detail Location	LRS ID	Begin RM	End RM	Length	Character of Work	Cost \$1000				
										Federal	State	Other	Total	
7	NHPPI 186.45	I254161	GLENROCK TO CASPER	CASPER MARGINAL STRUCTURE NO. AIJ, DKW	25	186.45	188.89	2.44	PAVEMENT REHABILITATION	7,319	571	0	7,890	
7	NHPP 30.06	N341115	CASPER TO SHOSHONI	NATRONA WEST-POWDER RIVER	34	30.06	39.60	9.54	PAVEMENT REHABILITATION	6,100	641	0	6,741	
FY TOTAL:										22.39	\$24,802	\$2,100	\$0	\$26,902

Aeronautics Projects

Fiscal Year: 2022

Aero Comm Dist	Project		General Location			Character of Work	Cost \$1000				
							Federal	State	Other	Total	
1	AERO	ACP010X	CASPER			AIRCRAFT RESCUE FIRE TRAINING	0	54	6	60	
3	AERO	ACP011A	CASPER			PAVEMENT	1,175	0	78	1,253	
3	AERO	ACPR68E	CASPER			PAVEMENT	0	800	200	1,000	
FY TOTAL:								\$1,175	\$854	\$284	\$2,313

Transportation Projects

Fiscal Year: 2023

Trans Comm Dist	Project		General Location	Detail Location	LRS ID	Begin RM	End RM	Length	Character of Work	Cost \$1000				
										Federal	State	Other	Total	
7	NHPPI 227.12	I254164	CASPER TO JOHNSON COUNTY	COUNTY LINE SOUTH	25	227.12	234.85	7.73	PAVEMENT RESURFACE	1,389	108	0	1,497	
FY TOTAL:										7.73	\$1,389	\$108	\$0	\$1,497

Aeronautics Projects

Fiscal Year: 2023

Aero Comm Dist	Project		General Location			Character of Work	Cost \$1000				
							Federal	State	Other	Total	
3	AERO	ACP012X	CASPER			AIRCRAFT RESCUE FIRE TRAINING	0	54	6	60	
3	AERO	ACP013A	CASPER			BUILDINGS	1,175	47	31	1,253	
FY TOTAL:								\$1,175	\$101	\$37	\$1,313



STATE TRANSPORTATION IMPROVEMENT PROJECTS ENGINEERING

Natrona County

Transportation Projects

Fiscal Year: 2024

Trans Comm Dist	Project		General Location	Detail Location	LRS ID	Begin RM	End RM	Length	Character of Work	Cost \$1000				
										Federal	State	Other	Total	
7	NHPP 113.36	N212123	CASPER	* CY AVENUE AND WYO BOULEVARD INTERCHANGE	21	113.36	113.36	0.00	PAVEMENT REHABILITATION	2,715	285	0	3,000	
7	NHPP 115.36	N212124	CASPER	* POPLAR STREET/CY AVENUE-COLLINS STREET	21	115.36	115.77	0.41	RECONSTRUCTION	3,620	380	0	4,000	
7	STP 47.20	P242015	SHIRLEY RIM	* COUNTY LINE NORTH	24	47.20	59.00	11.80	RECONSTRUCTION	12,682	1,333	0	14,015	
FY TOTAL:										12.21	\$19,017	\$1,998	\$0	\$21,015



**STATE TRANSPORTATION IMPROVEMENT PROJECTS
CONSTRUCTION**

Niobrara County

Transportation Projects

Fiscal Year: 2019

Trans Comm Dist	Project		General Location	Detail Location	LRS ID	Begin RM	End RM	Length	Character of Work	Cost \$1000				
										Federal	State	Other	Total	
6	RHC 100.41	1401012	MANVILLE	*WY 270 UPRR 188641D	1401	100.41	100.41	0.00	RAILROAD	68	0	68	136	
6	SCP-TC 41.71	N403007	LUSK TO VAN TASSELL	WEST SECTION	39	41.71	55.69	13.98	PAVEMENT REHABILITATION	0	14,198	0	14,198	
FY TOTAL:										13.98	\$68	\$14,198	\$68	\$14,334

Communications Projects

Fiscal Year: 2019

Trans Comm Dist	Project		General Location	Detail Location	LRS ID	Begin RM	End RM	Length	Character of Work	Cost \$1000				
										Federal	State	Other	Total	
6	STP 0.00	WLNK002	LUSK	* WITHIN THE CITY OF LUSK ALONG US 85	NA	0.00	0.00	0.00	SAFETY IMPROVEMENTS	1,198	126	0	1,324	
FY TOTAL:										0.00	\$1,198	\$126	\$0	\$1,324

Transit Projects

Fiscal Year: 2019

Trans Comm Dist	Project		General Location	Eligible Provider	Funding Source	Character of Work	Cost \$1000			
							Federal	State	Other	Total
6	FTA	FT19024	LUSK	NIOBRARA SENIOR CENTER, INC.	STATE	OPERATING/ADMIN/MAINT	0	26	15	41
FY TOTAL:							\$0	\$26	\$15	\$41



STATE TRANSPORTATION IMPROVEMENT PROJECTS ENGINEERING

Niobrara County

Aeronautics Projects

Fiscal Year: 2020

Aero Comm Dist	Project		General Location			Character of Work	Cost \$1000			
							Federal	State	Other	Total
3	AERO	ALS001A	LUSK			PAVEMENT MAINTENANCE	0	126	14	140
3	AERO	ALS002A	LUSK			BUILDINGS	300	0	33	333
FY TOTAL:							\$300	\$126	\$47	\$473

Aeronautics Projects

Fiscal Year: 2023

Aero Comm Dist	Project		General Location			Character of Work	Cost \$1000			
							Federal	State	Other	Total
3	AERO	ALS003A	LUSK			PAVEMENT	720	0	80	800
FY TOTAL:							\$720	\$0	\$80	\$800

Transportation Projects

Fiscal Year: 2024

Trans Comm Dist	Project		General Location	Detail Location	LRS ID	Begin RM	End RM	Length	Character of Work	Cost \$1000			
										Federal	State	Other	Total
6	NHPP 175.31	N854075	LUSK	* HAT CREEK-RED BIRD SOUTH	85	175.31	184.93	9.62	PAVEMENT RESURFACE	420	44	0	464
FY TOTAL:								9.62		\$420	\$44	\$0	\$464



STATE TRANSPORTATION IMPROVEMENT PROJECTS CONSTRUCTION

Park County

Transportation Projects

Fiscal Year: 2019

Trans Comm Dist	Project		General Location	Detail Location	LRS ID	Begin RM	End RM	Length	Character of Work	Cost \$1000				
										Federal	State	Other	Total	
5	STP 6.54	1500018	MEETEETSE	MEETEETSE-PITCHFORK/WOOD RIVER WEST SECTION	1500	9.17	11.39	2.22	PAVEMENT REHABILITATION	2,296	241	0	2,537	
5	STP 41.10	1507040	CHIEF JOSEPH	RED GRADE/TWO DOT SLIDE	1507	41.10	41.20	0.10	SLIDE REPAIR	271	29	0	300	
5	STP 32.50	1507041	CHIEF JOSEPH	DIP SLIDE	1507	32.50	32.51	0.01	SLIDE REPAIR	271	29	0	300	
5	SCP 25.90	1507042	CHIEF JOSEPH	* FOREST SERVICE REFORESTATION	1507	25.90	26.10	0.20	ENVIRONMENTAL	0	4	0	4	
5	RHC 6.99	CN11073	PARK COUNTY	COUNTY ROAD 10/POWELL 090686J	7912	6.99	6.99	0.00	RAILROAD	41	0	41	82	
5	RHC 0.00	CN11074	PARK COUNTY	LANE 17 UPRR 099010G	8001	0.03	0.03	0.00	RAILROAD	43	0	43	86	
5	STIM-HPP 24.50	HPP0418	BEARTOOTH HIGHWAY	* US 212; TIGER GRANT	38	24.50	26.10	1.60	RECONSTRUCTION	14,600	0	0	14,600	
5	SCP-TC 57.92	N332035	MEETEETSE TO CODY	MEETEETSE RIM SECTION	33	57.92	63.06	5.14	PAVEMENT REHABILITATION	0	3,101	0	3,101	
FY TOTAL:										9.27	\$17,522	\$3,404	\$84	\$21,010

Transit Projects

Fiscal Year: 2019

Trans Comm Dist	Project		General Location	Eligible Provider	Funding Source	Character of Work	Cost \$1000				
							Federal	State	Other	Total	
5	FTA	FT19025	CODY	CODY COUNCIL ON AGING, INC.	STATE	OPERATING/ADMIN/MAINT	0	80	51	131	
5	FTA	FT19026	MEETEETSE	MEETEETSE RECREATION DISTRICT	STATE	OPERATING/ADMIN/MAINT	0	7	3	10	
5	FTA	FT19044	POWELL	POWELL SENIOR CITIZENS AGO-GO, INC.	STATE	OPERATING/ADMIN/MAINT	0	75	51	126	
FY TOTAL:								\$0	\$162	\$105	\$267

Aeronautics Projects

Fiscal Year: 2019

Aero Comm Dist	Project		General Location			Character of Work	Cost \$1000				
							Federal	State	Other	Total	
4	AERO	ACO002A	CODY			PAVEMENT	150	6	4	160	
4	AERO	ACO003A	CODY			PAVEMENT MAINTENANCE	0	250	28	278	
4	AERO	APO001A	POWELL			PAVEMENT MAINTENANCE	0	209	23	232	
FY TOTAL:								\$150	\$465	\$55	\$670



STATE TRANSPORTATION IMPROVEMENT PROJECTS ENGINEERING

Park County

Transportation Projects

Fiscal Year: 2020

Trans Comm Dist	Project		General Location	Detail Location	LRS ID	Begin RM	End RM	Length	Character of Work	Cost \$1000				
										Federal	State	Other	Total	
5	NHPP 51.78	N311097	CODY	US 14/16/20	31	51.78	52.96	1.18	PAVEMENT MAINTENANCE	3,071	323	0	3,394	
5	NHPP 74.00	N332033	MEETEETSE TO CODY	CODY SOUTH	33	74.00	81.21	7.21	PAVEMENT REHABILITATION	5,641	593	0	6,234	
FY TOTAL:										8.39	\$8,712	\$916	\$0	\$9,628

Aeronautics Projects

Fiscal Year: 2020

Aero Comm Dist	Project		General Location	Character of Work	Cost \$1000			
					Federal	State	Other	Total
4	AERO	ACO002B	CODY	PAVEMENT	1,750	70	47	1,867
4	AERO	ACO005A	CODY	AIRPORT LIGHTING OR SIGNAGE	100	0	7	107
4	AERO	APO002A	POWELL	PAVEMENT	249	17	11	277
FY TOTAL:					\$2,099	\$87	\$65	\$2,251

Transportation Projects

Fiscal Year: 2021

Trans Comm Dist	Project		General Location	Detail Location	LRS ID	Begin RM	End RM	Length	Character of Work	Cost \$1000				
										Federal	State	Other	Total	
5	STP 115.12	1502013	CODY TO MONTANA	PAT O'HARA CREEK SECTION	1502	115.12	118.47	3.35	RECONSTRUCTION	2,400	252	0	2,652	
FY TOTAL:										3.35	\$2,400	\$252	\$0	\$2,652

Aeronautics Projects

Fiscal Year: 2021

Aero Comm Dist	Project		General Location	Character of Work	Cost \$1000			
					Federal	State	Other	Total
4	AERO	ACO006A	CODY	PAVEMENT MAINTENANCE	0	120	13	133
4	AERO	ACO007A	CODY	FENCING	1,000	40	27	1,067
4	AERO	APO002B	POWELL	PAVEMENT	750	50	33	833
FY TOTAL:					\$1,750	\$210	\$73	\$2,033



STATE TRANSPORTATION IMPROVEMENT PROJECTS ENGINEERING

Park County

Transportation Projects

Fiscal Year: 2022

Trans Comm Dist	Project		General Location	Detail Location	LRS ID	Begin RM	End RM	Length	Character of Work	Cost \$1000				
										Federal	State	Other	Total	
5	NHPP 5.37	N291066	CODY TO RALSTON	SHOSHONE RIVER BRIDGE	29	5.37	7.48	2.11	PAVEMENT REHABILITATION	1,412	148	0	1,560	
5	NHPP 51.80	N332036	MEETEETSE TO CODY	MEETEETSE NORTH	33	51.80	58.00	6.20	PAVEMENT REHABILITATION	2,180	229	0	2,409	
FY TOTAL:										8.31	\$3,592	\$377	\$0	\$3,969

Transportation Projects

Fiscal Year: 2023

Trans Comm Dist	Project		General Location	Detail Location	LRS ID	Begin RM	End RM	Length	Character of Work	Cost \$1000				
										Federal	State	Other	Total	
5	NHPP 60.90	N311101	CODY TO GREYBULL	EAGLE PASS SECTION	31	60.90	75.72	14.82	PAVEMENT REHABILITATION	6,895	725	0	7,620	
5	NHPP 36.41	N311102	YELLOWSTONE TO CODY	BUFFALO BILL RESERVOIR	31	36.41	41.69	5.28	PAVEMENT REHABILITATION	2,353	247	0	2,600	
FY TOTAL:										20.10	\$9,248	\$972	\$0	\$10,220

Aeronautics Projects

Fiscal Year: 2023

Aero Comm Dist	Project		General Location						Character of Work	Cost \$1000			
										Federal	State	Other	Total
4	AERO	ACO008A	CODY						PAVEMENT MAINTENANCE	0	120	13	133
4	AERO	APO003A	POWELL						PLANNING STUDY	300	20	13	333
4	AERO	APO004A	POWELL						PAVEMENT MAINTENANCE	0	209	23	232
FY TOTAL:										\$300	\$349	\$49	\$698

Transportation Projects

Fiscal Year: 2024

Trans Comm Dist	Project		General Location	Detail Location	LRS ID	Begin RM	End RM	Length	Character of Work	Cost \$1000				
										Federal	State	Other	Total	
5	STP 0.00	1507039	CHIEF JOSEPH	* SUNLIGHT/SWAMP LAKE	1507	0.00	8.35	8.35	PAVEMENT RESURFACE	4,253	447	0	4,700	
5	NHPP-GM 44.67	N311103	YELLOWSTONE NATIONAL PARK TO CODY	*	31	44.67	45.03	0.36	DRAINAGE REPAIR	1,810	190	0	2,000	
FY TOTAL:										8.71	\$6,063	\$637	\$0	\$6,700



**STATE TRANSPORTATION IMPROVEMENT PROJECTS
 PRELIMINARY ENGINEERING**

Park County

Transportation Projects

Fiscal Year: 2021

Trans Comm Dist	Project	General Location	Detail Location	LRS ID	Begin RM	End RM	Length	Character of Work	Cost \$1000				
									Federal	State	Other	Total	
5	STPU-CO 0.00	B215005	CODY	* CITY OF CODY; COUGAR AVENUE BETWEEN FREEDOM STREET & US14A	15560	0.00	0.00	0.00	NEW CONSTRUCTION	20	0	2	22
FY TOTAL:									0.00	\$20	\$0	\$2	\$22



**STATE TRANSPORTATION IMPROVEMENT PROJECTS
 CONSTRUCTION**

Platte County

Transportation Projects

Fiscal Year: 2019

Trans Comm Dist	Project		General Location	Detail Location	LRS ID	Begin RM	End RM	Length	Character of Work	Cost \$1000				
										Federal	State	Other	Total	
1	RHC-P 0.12	1604007	WHEATLAND	* WHEATLAND; WY 316 GILCHRIST STREET BNSF 245492L	1604	0.12	0.12	0.00	RAILROAD	248	0	28	276	
1	STP-BROS 44.00	CN08077	PLATTE COUNTY	COUNTY ROAD CN8-204	5083	44.00	44.00	0.00	BRIDGE REPLACEMENT	593	0	62	655	
1	RHC-P 0.00	CN08083	PLATTE COUNTY	* WHEATLAND; CR 67 GRAY ROCKS ROAD BNSF 245498C	8053	0.06	0.06	0.00	RAILROAD	248	0	28	276	
1	RHC-P 0.00	CN08084	PLATTE COUNTY	* WHEATLAND; COLE ROAD BNSF 245489D	16000	99.52	99.52	0.00	RAILROAD	248	0	28	276	
1	RHC-P 0.00	CN08085	PLATTE COUNTY	* WHEATLAND; NORTH ROAD BNSF 245496N	8151	0.06	0.06	0.00	RAILROAD	248	0	28	276	
1	RHC-P 0.00	CN08086	PLATTE COUNTY	* WHEATLAND; OAK STREET BNSF 24594A	25585	99.58	99.58	0.00	RAILROAD	248	0	28	276	
1	RHC-P 0.00	CN08087	PLATTE COUNTY	* WHEATLAND; CR 86 COZAD BNSF 245488W	8053	0.28	0.28	0.00	RAILROAD	258	0	29	287	
7	RHC 0.00	CN08088	PLATTE COUNTY	* WHEATLAND; CR 86 COZAD BNSF 245488W	8053	0.28	0.28	0.00	RAILROAD	26	0	26	52	
FY TOTAL:										0.00	\$2,117	\$0	\$257	\$2,374

Transit Projects

Fiscal Year: 2019

Trans Comm Dist	Project		General Location	Eligible Provider	Funding Source	Character of Work	Cost \$1000			
							Federal	State	Other	Total
1	FTA	FT19027	WHEATLAND	SERVICES FOR SENIORS, INC.	STATE	OPERATING/ADMIN/MAINT	0	62	33	95
FY TOTAL:							\$0	\$62	\$33	\$95



STATE TRANSPORTATION IMPROVEMENT PROJECTS ENGINEERING

Platte County

Aeronautics Projects

Fiscal Year: 2020

Aero Comm Dist	Project		General Location			Character of Work	Cost \$1000			
							Federal	State	Other	Total
1	AERO	AEA001A	WHEATLAND			PLANNING STUDY	300	0	33	333
FY TOTAL:							\$300	\$0	\$33	\$333

Transportation Projects

Fiscal Year: 2022

Trans Comm Dist	Project		General Location	Detail Location	LRS ID	Begin RM	End RM	Length	Character of Work	Cost \$1000				
										Federal	State	Other	Total	
1	NHPP1 109.11	I252166	WHEATLAND TO DOUGLAS	GLENDO MARGINAL SOUTHBOUND LANE STRUCTURE NO. AFK	25	109.11	114.78	5.67	PAVEMENT REHABILITATION	5,595	437	0	6,032	
1	NHPP1 109.11	I252169	GLENDO	NORTHBOUND LANE	25	109.11	114.78	5.67	PAVEMENT REHABILITATION	5,818	454	0	6,272	
1	SCP-TC 15.51	N271037	GUERNSEY TO FORT LARAMIE	US 26	27	15.51	18.50	2.99	PAVEMENT REHABILITATION	0	3,283	0	3,283	
FY TOTAL:										14.33	\$11,413	\$4,174	\$0	\$15,587

Aeronautics Projects

Fiscal Year: 2022

Aero Comm Dist	Project		General Location			Character of Work	Cost \$1000			
							Federal	State	Other	Total
1	AERO	AEA002A	WHEATLAND			PAVEMENT	0	169	42	211
1	AERO	AEA002B	WHEATLAND			PAVEMENT	300	20	13	333
1	AERO	AEA003A	WHEATLAND			PAVEMENT MAINTENANCE	0	157	17	174
FY TOTAL:							\$300	\$346	\$72	\$718

Transportation Projects

Fiscal Year: 2023

Trans Comm Dist	Project		General Location	Detail Location	LRS ID	Begin RM	End RM	Length	Character of Work	Cost \$1000				
										Federal	State	Other	Total	
1	STP 45.10	0109027	BOSLER TO WHEATLAND	WY 312 JUNCTION	109	45.10	52.20	7.10	PAVEMENT REHABILITATION	2,694	283	0	2,977	
FY TOTAL:										7.10	\$2,694	\$283	\$0	\$2,977



STATE TRANSPORTATION IMPROVEMENT PROJECTS ENGINEERING

Platte County

Aeronautics Projects

Fiscal Year: 2023

Aero Comm Dist	Project		General Location			Character of Work	Cost \$1000			
							Federal	State	Other	Total
1	AERO	AGU001A	GUERNSEY			PAVEMENT	0	174	43	217
FY TOTAL:							\$0	\$174	\$43	\$217

Transportation Projects

Fiscal Year: 2024

Trans Comm Dist	Project		General Location	Detail Location	LRS ID	Begin RM	End RM	Length	Character of Work	Cost \$1000			
										Federal	State	Other	Total
1	STP 511.47	1400030	HARTVILLE TO MANVILLE	*	1400	511.47	517.30	5.83	PAVEMENT RESURFACE	1,833	193	0	2,026
1	NHPPI 109.11	I252170	GLEND0	* MARGINAL/SOUTHBOUND LANE	25	109.11	120.82	11.71	PAVEMENT REHABILITATION	12,256	957	0	13,213
1	NHPPI 81.50	I252171	WHEATLAND	FAIRVIEW SECTION	25	81.50	94.20	12.70	RECONSTRUCTION	12,059	941	0	13,000
1	NHPP 0.50	N271038	DWYER JUNCTION TO GUERNSEY	*	27	0.50	14.70	14.20	PAVEMENT RESURFACE	620	65	0	685
FY TOTAL:										\$26,768	\$2,156	\$0	\$28,924



**STATE TRANSPORTATION IMPROVEMENT PROJECTS
CONSTRUCTION**

Sheridan County

Transportation Projects

Fiscal Year: 2019

Trans Comm Dist	Project	General Location	Detail Location	LRS ID	Begin RM	End RM	Length	Character of Work	Cost \$1000					
									Federal	State	Other	Total		
4	RHQ-SL19 0.00	B184031	CLEARMONT		16453	99.97	99.97	0.00	RAILROAD	0	335	50	385	
4	NHPPI-GM 2.96	I901122	INTERSTATE 90		90	2.96	2.96	0.00	DRAINAGE REPAIR	1,763	138	0	1,901	
4	NHPP 81.50	N372047	BURGESS JUNCTION TO DAYTON		37	81.50	81.50	0.00	SLIDE REPAIR	995	105	0	1,100	
4	STP 85.13	P352034	LOVELL TO BURGESS JUNCTION		35	85.13	85.13	0.00	SLIDE REPAIR	995	105	0	1,100	
FY TOTAL:										0.00	\$3,753	\$683	\$50	\$4,486

Transit Projects

Fiscal Year: 2019

Trans Comm Dist	Project	General Location	Eligible Provider	Funding Source	Character of Work	Cost \$1000				
						Federal	State	Other	Total	
4	FTA	FT19028	SHERIDAN	REHABILITATION ENTERPRISES OF NORTH EASTERN WYOMING	STATE	OPERATING/ADMIN/MAINT	0	72	34	106
4	FTA	FT19029	SHERIDAN	SENIOR CITIZENS COUNCIL	5311	OPERATING/ADMIN/MAINT	351	0	188	539
4	FTA	FT19063	SHERIDAN	SENIOR CITIZENS COUNCIL	5339	PURCHASE ONE LIGHT-DUTY BUS	56	0	14	70
4	FTA	FT19064	SHERIDAN	SENIOR CITIZENS COUNCIL	5339	CAPITAL/SECURITY CAMERAS	20	0	5	25
4	FTA	FT19065	SHERIDAN	SENIOR CITIZENS COUNCIL	5339	CAPITAL/SECURITY FENCE	18	0	5	23
4	FTA	FT19071	SHERIDAN	REHABILITATION ENTERPRISES OF NORTH EASTERN WYOMING	5339	PURCHASE ONE MINI-VAN	36	0	9	45
FY TOTAL:							\$481	\$72	\$255	\$808



STATE TRANSPORTATION IMPROVEMENT PROJECTS ENGINEERING

Sheridan County

Transportation Projects

Fiscal Year: 2020

Trans Comm Dist	Project		General Location	Detail Location	LRS ID	Begin RM	End RM	Length	Character of Work	Cost \$1000				
										Federal	State	Other	Total	
4	NHPP 83.54	N372046	DAYTON TO RANCHESTER		37	83.54	88.61	5.07	PAVEMENT RESURFACE	2,772	291	0	3,063	
FY TOTAL:										5.07	\$2,772	\$291	\$0	\$3,063

Aeronautics Projects

Fiscal Year: 2020

Aero Comm Dist	Project		General Location	Detail Location	LRS ID	Begin RM	End RM	Length	Character of Work	Cost \$1000			
										Federal	State	Other	Total
5	AERO	ASH001A	SHERIDAN						BUILDINGS	2,000	80	53	2,133
5	AERO	ASH002A	SHERIDAN						PAVEMENT MAINTENANCE	0	623	69	692
FY TOTAL:										\$2,000	\$703	\$122	\$2,825

Transportation Projects

Fiscal Year: 2021

Trans Comm Dist	Project		General Location	Detail Location	LRS ID	Begin RM	End RM	Length	Character of Work	Cost \$1000				
										Federal	State	Other	Total	
4	NHPPI 33.60	I901120	SHERIDAN TO BUFFALO	PRAIRIE DOG SECTION	90	33.60	45.10	11.50	PAVEMENT REHABILITATION	5,812	454	0	6,266	
4	SCP-TC 89.07	N372041	RANCHESTER TO INTERSTATE 90	BNRR SEPARATION STRUCTURE NO. CDR	37	89.07	89.87	0.80	BRIDGE REPLACEMENT	0	10,096	0	10,096	
FY TOTAL:										12.30	\$5,812	\$10,550	\$0	\$16,362

Aeronautics Projects

Fiscal Year: 2021

Aero Comm Dist	Project		General Location	Detail Location	LRS ID	Begin RM	End RM	Length	Character of Work	Cost \$1000			
										Federal	State	Other	Total
5	AERO	ASH004A	SHERIDAN						PAVEMENT	169	7	5	181
FY TOTAL:										\$169	\$7	\$5	\$181

Transportation Projects

Fiscal Year: 2022

Trans Comm Dist	Project		General Location	Detail Location	LRS ID	Begin RM	End RM	Length	Character of Work	Cost \$1000			
										Federal	State	Other	Total
4	NHPPU 25.94	1708012	SHERIDAN	COFFEEN AVENUE	60	25.94	29.31	3.37	RECONSTRUCTION	13,236	1,391	0	14,627



STATE TRANSPORTATION IMPROVEMENT PROJECTS ENGINEERING

Sheridan County

Transportation Projects

Fiscal Year: 2022

Trans Comm Dist	Project		General Location	Detail Location	LRS ID	Begin RM	End RM	Length	Character of Work	Cost \$1000				
										Federal	State	Other	Total	
4	NHPP 0.00	I901117	MONTANA TO RANCHESTER	MONTANA LINE SOUTH	90	0.00	5.00	5.00	PAVEMENT REHABILITATION	4,781	373	0	5,154	
FY TOTAL:										8.37	\$18,017	\$1,764	\$0	\$19,781

Aeronautics Projects

Fiscal Year: 2022

Aero Comm Dist	Project		General Location	Detail Location	LRS ID	Begin RM	End RM	Length	Character of Work	Cost \$1000			
										Federal	State	Other	Total
5	AERO	ASH005A	SHERIDAN						PAVEMENT MAINTENANCE	0	47	5	52
5	AERO	ASH03A	SHERIDAN						PAVEMENT	1,000	40	27	1,067
FY TOTAL:										\$1,000	\$87	\$32	\$1,119

Transportation Projects

Fiscal Year: 2023

Trans Comm Dist	Project		General Location	Detail Location	LRS ID	Begin RM	End RM	Length	Character of Work	Cost \$1000				
										Federal	State	Other	Total	
4	NHPP 22.97	P601033	SHERIDAN	MAIN-DOW-BURKITT	60	22.97	23.51	0.54	PAVEMENT RESURFACE	8,374	880	0	9,254	
FY TOTAL:										0.54	\$8,374	\$880	\$0	\$9,254

Aeronautics Projects

Fiscal Year: 2023

Aero Comm Dist	Project		General Location	Detail Location	LRS ID	Begin RM	End RM	Length	Character of Work	Cost \$1000			
										Federal	State	Other	Total
5	AERO	ASH006A	SHERIDAN						PAVEMENT	0	1,574	393	1,967
5	AERO	ASH007A	SHERIDAN						PAVEMENT	450	18	12	480
FY TOTAL:										\$450	\$1,592	\$405	\$2,447

Transportation Projects

Fiscal Year: 2024

Trans Comm Dist	Project		General Location	Detail Location	LRS ID	Begin RM	End RM	Length	Character of Work	Cost \$1000			
										Federal	State	Other	Total
4	STP-BROS 0.20	CN03043	SHERIDAN COUNTY	* BRIDGE MGG, OVER TONGUE RIVER	8263	0.20	0.20	0.00	BRIDGE REPLACEMENT	861	0	91	952
4	SCP-TC 56.80	N372042	BURGESS JUNCTION TO RANCHESTER	BURGESS JUNCTION EAST	37	56.80	65.01	8.21	PAVEMENT REHABILITATION	0	5,237	0	5,237



Wyoming Department of Transportation
 5300 Bishop Blvd
 Cheyenne, WY 82009

STATE TRANSPORTATION IMPROVEMENT PROJECTS ENGINEERING

Sheridan County

Transportation Projects

Fiscal Year: 2024

Trans Comm Dist	Project	General Location	Detail Location	LRS ID	Begin RM	End RM	Length	Character of Work	Cost \$1000						
									Federal	State	Other	Total			
FY TOTAL:															
								8.21			\$861	\$5,237	\$91	\$6,189	



**STATE TRANSPORTATION IMPROVEMENT PROJECTS
 CONSTRUCTION**

Sublette County

Transit Projects

Fiscal Year: 2019

Trans Comm Dist	Project		General Location	Eligible Provider	Funding Source	Character of Work	Cost \$1000			
							Federal	State	Other	Total
3	FTA	FT19030	BIG PINEY	SOUTHWEST SUBLETTE COUNTY PIONEERS, INC.	STATE	OPERATING/ADMIN/MAINT	0	15	8	23
3	FTA	FT19031	PINEDALE	RENDEZVOUS POINTE	STATE	OPERATING/ADMIN/MAINT	0	47	25	72
FY TOTAL:							\$0	\$62	\$33	\$95

Aeronautics Projects

Fiscal Year: 2019

Aero Comm Dist	Project		General Location			Character of Work	Cost \$1000			
							Federal	State	Other	Total
2	AERO	APNA43B	PINEDALE			PAVEMENT	0	136	34	170
2	AERO	APNA43C	PINEDALE			PAVEMENT	1,950	130	87	2,167
FY TOTAL:							\$1,950	\$266	\$121	\$2,337



STATE TRANSPORTATION IMPROVEMENT PROJECTS ENGINEERING

Sublette County

Aeronautics Projects

Fiscal Year: 2020

Aero Comm Dist	Project		General Location		Character of Work	Cost \$1000			
						Federal	State	Other	Total
2	AERO	ABP001A	BIG PINEY		PAVEMENT	185	0	21	206
2	AERO	APN001A	PINEDALE		PAVEMENT	150	10	7	167
FY TOTAL:						\$335	\$10	\$28	\$373

Aeronautics Projects

Fiscal Year: 2021

Aero Comm Dist	Project		General Location		Character of Work	Cost \$1000			
						Federal	State	Other	Total
2	AERO	APN001B	PINEDALE		PAVEMENT	3,650	243	162	4,055
2	AERO	APN002A	PINEDALE		BUILDINGS	0	216	24	240
2	AERO	APN003A	PINEDALE		PAVEMENT MAINTENANCE	0	144	16	160
FY TOTAL:						\$3,650	\$603	\$202	\$4,455

Transportation Projects

Fiscal Year: 2022

Trans Comm Dist	Project		General Location	Detail Location	LRS ID	Begin RM	End RM	Length	Character of Work	Cost \$1000			
										Federal	State	Other	Total
3	SCP-TC 0.25	1800015	BIG PINEY	BIG PINEY WEST/WY 350	1800	0.25	5.06	4.80	PAVEMENT REHABILITATION	0	2,510	0	2,510
FY TOTAL:										\$0	\$2,510	\$0	\$2,510

Aeronautics Projects

Fiscal Year: 2023

Aero Comm Dist	Project		General Location		Character of Work	Cost \$1000			
						Federal	State	Other	Total
2	AERO	APN004A	PINEDALE		PLANNING STUDY	300	0	33	333
FY TOTAL:						\$300	\$0	\$33	\$333

Transportation Projects

Fiscal Year: 2024

Trans Comm Dist	Project		General Location	Detail Location	LRS ID	Begin RM	End RM	Length	Character of Work	Cost \$1000			
										Federal	State	Other	Total
3	NHPP 111.27	N132108	DANIEL JUNCTION	NORTH/40 ROD FLATS	13	111.27	120.18	8.91	PAVEMENT REHABILITATION	3,206	337	0	3,543



STATE TRANSPORTATION IMPROVEMENT PROJECTS ENGINEERING

Sublette County

Transportation Projects

Fiscal Year: 2024

Trans Comm Dist	Project		General Location	Detail Location	LRS ID	Begin RM	End RM	Length	Character of Work	Cost \$1000			
										Federal	State	Other	Total
3	NHPP 51.62	N132109	FARSON TO PINEDALE	* COUNTY LINE NORTH	13	51.62	61.62	10.00	PAVEMENT REHABILITATION	3,992	420	0	4,412
FY TOTAL:								18.91		\$7,198	\$757	\$0	\$7,955



**STATE TRANSPORTATION IMPROVEMENT PROJECTS
CONSTRUCTION**

Sweetwater County

Communications Projects

Fiscal Year: 2019

Trans Comm Dist	Project		General Location	Detail Location	LRS ID	Begin RM	End RM	Length	Character of Work	Cost \$1000				
										Federal	State	Other	Total	
3	STP 0.00	WLNK009	ROCK SPRINGS	* SOUTH OF ROCK SPRINGS ALONG SIDE BELT ROUTE	NA	0.00	0.00	0.00	SAFETY IMPROVEMENTS	905	95	0	1,000	
3	STP 0.00	WLNK010	ROCK SPRINGS	* NORTH OF ROCK SPRINGS ALONG US 191	NA	0.00	0.00	0.00	SAFETY IMPROVEMENTS	905	95	0	1,000	
FY TOTAL:										0.00	\$1,810	\$190	\$0	\$2,000

Transit Projects

Fiscal Year: 2019

Trans Comm Dist	Project		General Location	Eligible Provider	Funding Source	Character of Work	Cost \$1000			
							Federal	State	Other	Total
2	FTA	FT19032	ROCK SPRINGS	SWEETWATER COUNTY TRANSIT AUTHORITY RESOURCES	5311	OPERATING/ADMIN/MAINT	429	0	237	666
2	FTA	FT19053	ROCK SPRINGS	SWEETWATER COUNTY TRANSIT AUTHORITY RESOURCES	5339	PURCHASE ONE LIGHT-DUTY BUS	60	0	15	75
2	FTA	FT19055	ROCK SPRINGS	SWEETWATER COUNTY TRANSIT AUTHORITY RESOURCES	5339	CAPITAL/SOFTWARE	53	0	13	66
FY TOTAL:							\$542	\$0	\$265	\$807

Aeronautics Projects

Fiscal Year: 2019

Aero Comm Dist	Project		General Location			Character of Work	Cost \$1000			
							Federal	State	Other	Total
2	AERO	ARK002A	ROCK SPRINGS			AIRPORT EQUIPMENT	0	675	75	750
2	AERO	ARK03A	ROCK SPRINGS			PAVEMENT	4,000	160	107	4,267
FY TOTAL:							\$4,000	\$835	\$182	\$5,017



STATE TRANSPORTATION IMPROVEMENT PROJECTS ENGINEERING

Sweetwater County

Transportation Projects

Fiscal Year: 2020

Trans Comm Dist	Project		General Location	Detail Location	LRS ID	Begin RM	End RM	Length	Character of Work	Cost \$1000				
										Federal	State	Other	Total	
2	NHPPI 107.65	1802204	ROCK SPRINGS TO RAWLINS	ROCK SPRINGS EAST	80	107.65	120.30	12.65	PAVEMENT REHABILITATION	23,025	1,797	0	24,822	
2	NHPPI 77.34	1802205	GRANGER TO GREEN RIVER	LA BARGE INTERSECTION WEST; WESTBOUND LANE	80	77.34	82.79	5.45	PAVEMENT REHABILITATION	9,578	748	0	10,326	
FY TOTAL:										18.10	\$32,603	\$2,545	\$0	\$35,148

Aeronautics Projects

Fiscal Year: 2020

Aero Comm Dist	Project		General Location			Character of Work	Cost \$1000				
							Federal	State	Other	Total	
2	AERO	ARK004A	ROCK SPRINGS			BUILDINGS	325	13	9	347	
2	AERO	ARK004B	ROCK SPRINGS			BUILDINGS	0	540	60	600	
2	AERO	ARK005A	ROCK SPRINGS			AIRPORT EQUIPMENT	675	27	18	720	
FY TOTAL:								\$1,000	\$580	\$87	\$1,667

Aeronautics Projects

Fiscal Year: 2021

Aero Comm Dist	Project		General Location			Character of Work	Cost \$1000				
							Federal	State	Other	Total	
2	AERO	ARK006A	ROCK SPRINGS			AIRPORT LIGHTING OR SIGNAGE	0	270	30	300	
2	AERO	ARK007A	ROCK SPRINGS			BUILDINGS	500	20	13	533	
2	AERO	ARK008A	ROCK SPRINGS			PAVEMENT MAINTENANCE	0	792	88	880	
FY TOTAL:								\$500	\$1,082	\$131	\$1,713

Transportation Projects

Fiscal Year: 2022

Trans Comm Dist	Project		General Location	Detail Location	LRS ID	Begin RM	End RM	Length	Character of Work	Cost \$1000				
										Federal	State	Other	Total	
2	NHPPI 138.00	1803147	ROCK SPRINGS TO RAWLINS	BITTER CREEK SECTION STRUCTURE NO. ARI	80	138.00	143.00	5.00	PAVEMENT REHABILITATION	11,901	929	0	12,830	
FY TOTAL:										5.00	\$11,901	\$929	\$0	\$12,830



STATE TRANSPORTATION IMPROVEMENT PROJECTS ENGINEERING

Sweetwater County

Aeronautics Projects

Fiscal Year: 2022

Aero Comm Dist	Project		General Location			Character of Work	Cost \$1000			
							Federal	State	Other	Total
2	AERO	ARK007B	ROCK SPRINGS			BUILDINGS	1,500	60	40	1,600
2	AERO	ARK007C	ROCK SPRINGS			BUILDINGS	0	428	285	713
2	AERO	ARK009A	ROCK SPRINGS			PAVEMENT	0	192	48	240
FY TOTAL:							\$1,500	\$680	\$373	\$2,553

Transportation Projects

Fiscal Year: 2023

Trans Comm Dist	Project		General Location	Detail Location	LRS ID	Begin RM	End RM	Length	Character of Work	Cost \$1000			
										Federal	State	Other	Total
2	NHPP 57.04	I802206	EVANSTON TO GREEN RIVER	COUNTY LINE EAST/EASTBOUND LANE	80	57.04	65.42	8.38	PAVEMENT REHABILITATION	8,669	677	0	9,346
2	STP 504.19	P171031	FLAMING GORGE TO UTAH	* EAST SIDE ROAD	17	504.19	511.40	7.21	PAVEMENT RESURFACE	2,268	238	0	2,506
FY TOTAL:									15.59	\$10,937	\$915	\$0	\$11,852

Aeronautics Projects

Fiscal Year: 2023

Aero Comm Dist	Project		General Location			Character of Work	Cost \$1000			
							Federal	State	Other	Total
2	AERO	A48001A	GREEN RIVER			FENCING	0	294	33	327
2	AERO	ARK007D	ROCK SPRINGS			BUILDINGS	1,000	40	27	1,067
2	AERO	ARK007E	ROCK SPRINGS			BUILDINGS	0	428	285	713
FY TOTAL:							\$1,000	\$762	\$345	\$2,107

Transportation Projects

Fiscal Year: 2024

Trans Comm Dist	Project		General Location	Detail Location	LRS ID	Begin RM	End RM	Length	Character of Work	Cost \$1000			
										Federal	State	Other	Total
2	NHPP I 57.04	I802207	EVANSTON TO GREEN RIVER	* COUNTY LINE EAST/WESTBOUND LANE	80	57.04	65.42	8.38	PAVEMENT REHABILITATION	9,015	704	0	9,719
2	NHPP 21.50	N131056	ROCK SPRINGS TO FARSON	US 191	13	21.50	32.70	11.20	PAVEMENT REHABILITATION	4,058	426	0	4,484



STATE TRANSPORTATION IMPROVEMENT PROJECTS ENGINEERING

Sweetwater County

Transportation Projects

Fiscal Year: 2024

Trans Comm Dist	Project		General Location	Detail Location	LRS ID	Begin RM	End RM	Length	Character of Work	Cost \$1000				
										Federal	State	Other	Total	
2	NHPP 46.48	N131057	FARSON TO PINEDALE	* COUNTY LINE SOUTH	13	46.48	51.62	5.14	PAVEMENT REHABILITATION	2,051	216	0	2,267	
FY TOTAL:										24.72	\$15,124	\$1,346	\$0	\$16,470

Transportation Projects

Fiscal Year: Future Year

Trans Comm Dist	Project		General Location	Detail Location	LRS ID	Begin RM	End RM	Length	Character of Work	Cost \$1000				
										Federal	State	Other	Total	
2	STPU-RO 0.00	B123014	ROCK SPRINGS	INTERCHANGE ROAD	NA	0.00	0.00	0.00	RECONSTRUCTION	19,126	0	2,010	21,136	
2	NHPPI-PM 92.14	I802199	GREEN RIVER TO ROCK SPRINGS	GREEN RIVER EAST	80	92.14	99.37	7.23	PAVEMENT MAINTENANCE	1,202	94	0	1,296	
2	NHPPI 101.16	I802220	ROCK SPRINGS	I-80 INTERCHANGE & INTERCHANGE ROAD/STRUCTURE NO. APR	80	101.16	101.16	0.00	RECONSTRUCTION	17,612	1,375	0	18,987	
FY TOTAL:										7.23	\$37,940	\$1,469	\$2,010	\$41,419



STATE TRANSPORTATION IMPROVEMENT PROJECTS CONSTRUCTION

Teton County

Transportation Projects

Fiscal Year: 2019

Trans Comm Dist	Project		General Location	Detail Location	LRS ID	Begin RM	End RM	Length	Character of Work	Cost \$1000				
										Federal	State	Other	Total	
3	CD 0.00	CD14007	JACKSON	JACKSON/US 26/89 LPA - TOWN OF JACKSON LOCAL OVERMATCH \$775,000	NA	0.00	0.00	0.00	COMMUNITY DEVELOPMENT	320	0	775	1,095	
3	SIB-ACNHPP 141.59	N104066	HOBACK TO JACKSON	SNAKE RIVER SOUTH SECTION STRUCTURE NO. BOL	10	141.59	145.05	3.46	RECONSTRUCTION	53,153	5,586	0	58,739	
3	NHPP-E 141.70	N104079	HOBACK TO JACKSON	SNAKE RIVER SOUTH SECTION	10	141.70	145.50	3.80	COMMUNITY DEVELOPMENT	170	0	1,543	1,713	
3	ARSCT 142.73	N104A08	HOBACK TO JACKSON	SNAKE RIVER SOUTH SECTION	10	142.73	142.73	0.00	UTILITY	0	0	24	24	
FY TOTAL:										7.26	\$53,643	\$5,586	\$2,342	\$61,571

Transit Projects

Fiscal Year: 2019

Trans Comm Dist	Project		General Location	Eligible Provider	Funding Source	Character of Work	Cost \$1000				
							Federal	State	Other	Total	
3	FTA	FT19033	JACKSON	CHILDREN'S LEARNING CENTER, INC.	STATE	OPERATING/ADMIN/MAINT	0	25	19	44	
3	FTA	FT19034	JACKSON	SENIOR CENTER OF JACKSON HOLE, INC.	STATE	OPERATING/ADMIN/MAINT	0	28	16	44	
3	FTA	FT19035	JACKSON	SOUTHERN TETON AREA RAPID TRANSIT	5311	OPERATING/ADMIN/MAINT	2,000	0	1,068	3,068	
3	FTA	FT19059	JACKSON	SOUTHERN TETON AREA RAPID TRANSIT	5339	PURCHASE FOUR HEAVY-DUTY BUSES	1,520	0	380	1,900	
3	FTA	FT19060	JACKSON	SOUTHERN TETON AREA RAPID TRANSIT	5339	CAPITAL/THREE BUS SHELTERS	168	0	42	210	
3	FTA	FT19073	JACKSON	SOUTHERN TETON AREA RAPID TRANSIT	5305E	PLANNING	80	0	20	100	
FY TOTAL:								\$3,768	\$53	\$1,545	\$5,366

Aeronautics Projects

Fiscal Year: 2019

Aero Comm Dist	Project		General Location			Character of Work	Cost \$1000			
							Federal	State	Other	Total
2	AERO	AJAC22B	JACKSON			PAVEMENT	2,200	0	147	2,347
FY TOTAL:							\$2,200	\$0	\$147	\$2,347



STATE TRANSPORTATION IMPROVEMENT PROJECTS ENGINEERING

Teton County

Transportation Projects

Fiscal Year: 2020

Trans Comm Dist	Project		General Location	Detail Location	LRS ID	Begin RM	End RM	Length	Character of Work	Cost \$1000				
										Federal	State	Other	Total	
3	NHPP 148.70	N104092	JACKSON TO HOBACK	JACKSON SOUTH	10	148.70	151.80	3.10	PAVEMENT REHABILITATION	2,416	254	0	2,670	
FY TOTAL:										3.10	\$2,416	\$254	\$0	\$2,670

Aeronautics Projects

Fiscal Year: 2020

Aero Comm Dist	Project		General Location	Character of Work	Cost \$1000			
					Federal	State	Other	Total
2	AERO	AJA001A	JACKSON	PAVEMENT	8,300	332	221	8,853
FY TOTAL:					\$8,300	\$332	\$221	\$8,853

Transportation Projects

Fiscal Year: 2021

Trans Comm Dist	Project		General Location	Detail Location	LRS ID	Begin RM	End RM	Length	Character of Work	Cost \$1000				
										Federal	State	Other	Total	
3	ARSCT 0.00	ARS3905	TETON COUNTY	TRIBAL TRAILS CONNECTOR; CONNECT SOUTH PARK LOOP ROAD TO WYO 22	NA	0.00	0.00	0.00	NEW CONSTRUCTION	0	0	5,336	5,336	
FY TOTAL:										0.00	\$0	\$0	\$5,336	\$5,336

Aeronautics Projects

Fiscal Year: 2021

Aero Comm Dist	Project		General Location	Character of Work	Cost \$1000			
					Federal	State	Other	Total
2	AERO	AJA002A	JACKSON	AIRPORT EQUIPMENT	0	810	90	900
2	AERO	AJA003A	JACKSON	PAVEMENT MAINTENANCE	0	261	29	290
2	AERO	AJAC20C	JACKSON	BUILDINGS	3,200	128	85	3,413
FY TOTAL:					\$3,200	\$1,199	\$204	\$4,603

Aeronautics Projects

Fiscal Year: 2022

Aero Comm Dist	Project		General Location	Character of Work	Cost \$1000			
					Federal	State	Other	Total
2	AERO	AJA004A	JACKSON	AIRPORT EQUIPMENT	0	765	85	850
2	AERO	AJA005A	JACKSON	PAVEMENT	4,200	168	112	4,480



**STATE TRANSPORTATION IMPROVEMENT PROJECTS
 ENGINEERING**

Teton County

Aeronautics Projects

Fiscal Year: 2022

Aero Comm Dist	Project	General Location			Character of Work	Cost \$1000			
						Federal	State	Other	Total
FY TOTAL:						\$4,200	\$933	\$197	\$5,330

Transportation Projects

Fiscal Year: 2023

Trans Comm Dist	Project		General Location	Detail Location	LRS ID	Begin RM	End RM	Length	Character of Work	Cost \$1000			
										Federal	State	Other	Total
3	STP 3.46	2000058	JACKSON TO WILSON	WY 22/STRUCTURE NO. BMV	2000	3.46	4.28	0.82	RECONSTRUCTION	26,487	2,784	0	29,271
FY TOTAL:									0.82	\$26,487	\$2,784	\$0	\$29,271

Aeronautics Projects

Fiscal Year: 2023

Aero Comm Dist	Project		General Location			Character of Work	Cost \$1000			
							Federal	State	Other	Total
2	AERO	AJA006A	JACKSON			AIRPORT EQUIPMENT	0	765	85	850
2	AERO	AJA007A	JACKSON			PAVEMENT	2,200	88	59	2,347
2	AERO	AJA008A	JACKSON			PAVEMENT MAINTENANCE	0	108	12	120
FY TOTAL:							\$2,200	\$961	\$156	\$3,317



**STATE TRANSPORTATION IMPROVEMENT PROJECTS
 PRELIMINARY ENGINEERING**

Teton County

Transportation Projects

Fiscal Year: 2019

Trans Comm Dist	Project		General Location	Detail Location	LRS ID	Begin RM	End RM	Length	Character of Work	Cost \$1000			
										Federal	State	Other	Total
3	SCP 5.50	2000056	WILSON TO IDAHO	LOWER VEHICLE ARRESTOR	2000	5.50	7.00	1.50	SAFETY IMPROVEMENTS	0	200	0	200
3	NHPP 139.96	N104094	ALPINE JUNCTION TO HOBACK JUNCTION	* SNAKE RIVER CANYON; RED ROOF SLIDE	10	139.96	139.96	0.00	SLIDE REPAIR	90	10	0	100
FY TOTAL:								1.50		\$90	\$210	\$0	\$300



STATE TRANSPORTATION IMPROVEMENT PROJECTS CONSTRUCTION

Uinta County

Transportation Projects

Fiscal Year: 2019

Trans Comm Dist	Project		General Location	Detail Location	LRS ID	Begin RM	End RM	Length	Character of Work	Cost \$1000				
										Federal	State	Other	Total	
3	CD 0.00	CD18305	EVANSTON	LPA-CITY OF EVANSTON	4868	99.50	99.69	0.20	COMMUNITY DEVELOPMENT	348	0	87	435	
3	CM 0.00	CM18303	UINTA COUNTY	VARIOUS COUNTY ROADS LPA-UINTA COUNTY	8687	0.00	4.40	4.40	ENVIRONMENTAL	184	0	46	230	
FY TOTAL:										4.60	\$532	\$0	\$133	\$665

Communications Projects

Fiscal Year: 2019

Trans Comm Dist	Project		General Location	Detail Location	LRS ID	Begin RM	End RM	Length	Character of Work	Cost \$1000				
										Federal	State	Other	Total	
3	STP 0.00	WLNK001	EVANSTON	* EAST OF EVANSTON ALONG WY 89	NA	0.00	0.00	0.00	SAFETY IMPROVEMENTS	293	31	0	324	
FY TOTAL:										0.00	\$293	\$31	\$0	\$324

Transit Projects

Fiscal Year: 2019

Trans Comm Dist	Project		General Location	Eligible Provider	Funding Source	Character of Work	Cost \$1000				
							Federal	State	Other	Total	
3	FTA	FT19036	EVANSTON	UINTA SENIOR CITIZENS, INC.	STATE	OPERATING/ADMIN/MAINT	0	50	26	76	
3	FTA	FT19042	EVANSTON	WYOMING PUBLIC TRANSIT ASSOCIATION	RTAP	RTAP	66	0	0	66	
FY TOTAL:								\$66	\$50	\$26	\$142



STATE TRANSPORTATION IMPROVEMENT PROJECTS ENGINEERING

Uinta County

Transportation Projects

Fiscal Year: 2020

Trans Comm Dist	Project		General Location	Detail Location	LRS ID	Begin RM	End RM	Length	Character of Work	Cost \$1000				
										Federal	State	Other	Total	
3	STP-BROS 1.00	CN19036	UINTA COUNTY	BRIDGE OVER SULPHUR CREEK, COUNTY ROAD 19-159; STRUCTURE NO. FKL	8702	1.00	1.00	0.00	BRIDGE REPLACEMENT	318	0	33	351	
3	SCP-TC 10.23	P111013	LAZEART JUNCTION TO KEMMERER	MUDDY CREEK	11	10.23	18.42	8.19	PAVEMENT REHABILITATION	0	2,663	0	2,663	
FY TOTAL:										8.19	\$318	\$2,663	\$33	\$3,014

Aeronautics Projects

Fiscal Year: 2020

Aero Comm Dist	Project		General Location	Character of Work	Cost \$1000			
					Federal	State	Other	Total
2	AERO	AEVW11D	EVANSTON	PAVEMENT	600	40	27	667
FY TOTAL:					\$600	\$40	\$27	\$667

Transportation Projects

Fiscal Year: 2021

Trans Comm Dist	Project		General Location	Detail Location	LRS ID	Begin RM	End RM	Length	Character of Work	Cost \$1000			
										Federal	State	Other	Total
3	STPU 4.32	P511019	EVANSTON	HARRISON DRIVE	51	4.32	4.94	0.62	PAVEMENT REHABILITATION	905	95	0	1,000
FY TOTAL:									0.62	\$905	\$95	\$0	\$1,000

Aeronautics Projects

Fiscal Year: 2021

Aero Comm Dist	Project		General Location	Character of Work	Cost \$1000			
					Federal	State	Other	Total
2	AERO	AEV002A	EVANSTON	PAVEMENT MAINTENANCE	0	349	39	388
FY TOTAL:					\$0	\$349	\$39	\$388

Transportation Projects

Fiscal Year: 2022

Trans Comm Dist	Project		General Location	Detail Location	LRS ID	Begin RM	End RM	Length	Character of Work	Cost \$1000			
										Federal	State	Other	Total
3	STP 2.46	2100023	EVANSTON TO UTAH	HILLIARD FLAT STRUCTURE NO. FHG	2100	2.46	12.84	10.38	PAVEMENT REHABILITATION	4,061	427	0	4,488
FY TOTAL:									10.38	\$4,061	\$427	\$0	\$4,488



STATE TRANSPORTATION IMPROVEMENT PROJECTS ENGINEERING

Uinta County

Aeronautics Projects

Fiscal Year: 2022

Aero Comm Dist	Project		General Location			Character of Work	Cost \$1000			
							Federal	State	Other	Total
2	AERO	AEV003A	EVANSTON			PAVEMENT	4,150	277	184	4,611
FY TOTAL:							\$4,150	\$277	\$184	\$4,611

Aeronautics Projects

Fiscal Year: 2023

Aero Comm Dist	Project		General Location			Character of Work	Cost \$1000			
							Federal	State	Other	Total
3	AERO	AFBR14C	FORT BRIDGER			PAVEMENT	600	40	27	667
FY TOTAL:							\$600	\$40	\$27	\$667

Transportation Projects

Fiscal Year: 2024

Trans Comm Dist	Project		General Location	Detail Location	LRS ID	Begin RM	End RM	Length	Character of Work	Cost \$1000			
										Federal	State	Other	Total
3	STP 110.63	P161026	MOUNTAIN VIEW TO LONE TREE	WY 414	16	110.63	120.00	9.37	PAVEMENT REHABILITATION	2,535	266	0	2,801
FY TOTAL:								9.37		\$2,535	\$266	\$0	\$2,801



Wyoming Department of Transportation
 5300 Bishop Blvd
 Cheyenne, WY 82009

**STATE TRANSPORTATION IMPROVEMENT PROJECTS
 PRELIMINARY ENGINEERING**

Uinta County

Transportation Projects

Fiscal Year: 2023

Trans Comm Dist	Project	General Location	Detail Location	LRS ID	Begin RM	End RM	Length	Character of Work	Cost \$1000						
									Federal	State	Other	Total			
3	STPU-EV 0.00	B233004	EVANSTON		CITY VIEW DRIVE, BEAR VIEW DRIVE, MAINTENANCE AT VARIOUS LOCATIONS	4870	98.61	99.93	1.32	RECONSTRUCTION	20	0	2	22	
FY TOTAL:											1.32	\$20	\$0	\$2	\$22



STATE TRANSPORTATION IMPROVEMENT PROJECTS CONSTRUCTION

Washakie County

Transportation Projects

Fiscal Year: 2019

Trans Comm Dist	Project		General Location	Detail Location	LRS ID	Begin RM	End RM	Length	Character of Work	Cost \$1000				
										Federal	State	Other	Total	
5	STP 0.27	2203017	TEN SLEEP	BIG TRAILS SECTION	2203	0.27	15.00	14.73	PAVEMENT MAINTENANCE	814	86	0	900	
5	NHPP 18.53	N361062	WORLAND TO TEN SLEEP	LITTLE COTTONWOOD CREEK SECTION	36	18.53	23.74	5.21	PAVEMENT REHABILITATION	3,838	403	0	4,241	
FY TOTAL:										19.94	\$4,652	\$489	\$0	\$5,141

Transit Projects

Fiscal Year: 2019

Trans Comm Dist	Project		General Location	Eligible Provider	Funding Source	Character of Work	Cost \$1000				
							Federal	State	Other	Total	
5	FTA	FT19037	TEN SLEEP	TEN SLEEP SENIOR CENTER	STATE	OPERATING/ADMIN/MAINT	0	20	11	31	
5	FTA	FT19038	WORLAND	WASHAKIE COUNTY SENIOR CITIZENS CENTER	STATE	OPERATING/ADMIN/MAINT	0	56	30	86	
5	FTA	FT19058	WORLAND	WASHAKIE COUNTY SENIOR CITIZENS CENTER	5339	PURCHASE ONE LIGHT-DUTY VAN	52	0	13	65	
FY TOTAL:								\$52	\$76	\$54	\$182

Aeronautics Projects

Fiscal Year: 2019

Aero Comm Dist	Project		General Location			Character of Work	Cost \$1000				
							Federal	State	Other	Total	
4	AERO	AWR001A	WORLAND			PAVEMENT MAINTENANCE	0	226	25	251	
4	AERO	AWRL13B	WORLAND			PAVEMENT	375	25	17	417	
FY TOTAL:								\$375	\$251	\$42	\$668



STATE TRANSPORTATION IMPROVEMENT PROJECTS ENGINEERING

Washakie County

Transportation Projects

Fiscal Year: 2020

Trans Comm Dist	Project		General Location	Detail Location	LRS ID	Begin RM	End RM	Length	Character of Work	Cost \$1000				
										Federal	State	Other	Total	
5	NHPP 26.76	N361068	WORLAND TO BUFFALO	TEN SLEEP EAST	36	26.76	34.08	7.32	PAVEMENT REHABILITATION	2,908	306	0	3,214	
FY TOTAL:										7.32	\$2,908	\$306	\$0	\$3,214

Transportation Projects

Fiscal Year: 2021

Trans Comm Dist	Project		General Location	Detail Location	LRS ID	Begin RM	End RM	Length	Character of Work	Cost \$1000				
										Federal	State	Other	Total	
5	STP 4.14	2202021	WORLAND TO MANDERSON	WEST RIVER ROAD SECTION STRUCTURE NO. CXF, CXG, CXH	2202	4.14	5.50	1.36	BRIDGE REPLACEMENT	4,834	508	0	5,342	
FY TOTAL:										1.36	\$4,834	\$508	\$0	\$5,342

Transportation Projects

Fiscal Year: 2022

Trans Comm Dist	Project		General Location	Detail Location	LRS ID	Begin RM	End RM	Length	Character of Work	Cost \$1000				
										Federal	State	Other	Total	
5	STP-BROS 0.60	CN20070	WASHAKIE COUNTY	* BRIDGE OVER COTTONWOOD CREEK STRUCTURE EIQ	8854	0.60	0.60	0.00	BRIDGE REPLACEMENT	1,170	0	123	1,293	
FY TOTAL:										0.00	\$1,170	\$0	\$123	\$1,293

Aeronautics Projects

Fiscal Year: 2022

Aero Comm Dist	Project		General Location	Detail Location	LRS ID	Begin RM	End RM	Length	Character of Work	Cost \$1000			
										Federal	State	Other	Total
4	AERO	AWR002A	WORLAND						FENCING	300	20	13	333
FY TOTAL:										\$300	\$20	\$13	\$333

Transportation Projects

Fiscal Year: 2023

Trans Comm Dist	Project		General Location	Detail Location	LRS ID	Begin RM	End RM	Length	Character of Work	Cost \$1000				
										Federal	State	Other	Total	
5	STP 0.00	2200019	GOOSEBERRY CREEK ROAD	WY 431	2200	0.00	5.00	5.00	PAVEMENT RESURFACE	1,357	143	0	1,500	
FY TOTAL:										5.00	\$1,357	\$143	\$0	\$1,500



Washakie County

Aeronautics Projects

Fiscal Year: 2023

Aero Comm Dist	Project		General Location			Character of Work	Cost \$1000			
							Federal	State	Other	Total
4	AERO	AWR003A	WORLAND			AIRPORT EQUIPMENT	0	139	15	154
4	AERO	AWR004A	WORLAND			PAVEMENT MAINTENANCE	0	452	50	502
FY TOTAL:							\$0	\$591	\$65	\$656



STATE TRANSPORTATION IMPROVEMENT PROJECTS CONSTRUCTION

Weston County

Transportation Projects

Fiscal Year: 2019

Trans Comm Dist	Project		General Location	Detail Location	LRS ID	Begin RM	End RM	Length	Character of Work	Cost \$1000				
										Federal	State	Other	Total	
6	STP 0.04	2303017	FOUR CORNERS TO SUNDANCE	WY 585	2303	0.04	9.69	9.65	PAVEMENT REHABILITATION	2,815	296	0	3,111	
FY TOTAL:										9.65	\$2,815	\$296	\$0	\$3,111

Communications Projects

Fiscal Year: 2019

Trans Comm Dist	Project		General Location	Detail Location	LRS ID	Begin RM	End RM	Length	Character of Work	Cost \$1000				
										Federal	State	Other	Total	
6	STP 0.00	WLNK007	NEWCASTLE	* SOUTH OF NEWCASTLE ALONG US 85	NA	0.00	0.00	0.00	SAFETY IMPROVEMENTS	905	95	0	1,000	
FY TOTAL:										0.00	\$905	\$95	\$0	\$1,000

Transit Projects

Fiscal Year: 2019

Trans Comm Dist	Project		General Location	Eligible Provider	Funding Source	Character of Work	Cost \$1000			
							Federal	State	Other	Total
6	FTA	FT19039	NEWCASTLE	WESTON COUNTY SENIOR SERVICES	STATE	OPERATING/ADMIN/MAINT	0	55	32	87
FY TOTAL:							\$0	\$55	\$32	\$87

Aeronautics Projects

Fiscal Year: 2019

Aero Comm Dist	Project		General Location	Character of Work	Cost \$1000			
					Federal	State	Other	Total
5	AERO	AEC001A	NEWCASTLE	PAVEMENT	600	0	67	667
FY TOTAL:					\$600	\$0	\$67	\$667



**STATE TRANSPORTATION IMPROVEMENT PROJECTS
 ENGINEERING**

Weston County

Aeronautics Projects

Fiscal Year: 2020

Aero Comm Dist	Project		General Location			Character of Work	Cost \$1000			
							Federal	State	Other	Total
5	AERO	AEC002A	NEWCASTLE			PAVEMENT MAINTENANCE	0	90	10	100
FY TOTAL:							\$0	\$90	\$10	\$100

Transportation Projects

Fiscal Year: 2021

Trans Comm Dist	Project		General Location	Detail Location	LRS ID	Begin RM	End RM	Length	Character of Work	Cost \$1000			
										Federal	State	Other	Total
6	NHPP 202.56	N855049	LUSK TO NEWCASTLE	US 85	85	202.56	215.50	12.94	PAVEMENT REHABILITATION	6,242	656	0	6,898
FY TOTAL:									12.94	\$6,242	\$656	\$0	\$6,898

Aeronautics Projects

Fiscal Year: 2023

Aero Comm Dist	Project		General Location			Character of Work	Cost \$1000			
							Federal	State	Other	Total
5	AERO	AEC003A	NEWCASTLE			FENCING	450	30	20	500
FY TOTAL:							\$450	\$30	\$20	\$500



STATE TRANSPORTATION IMPROVEMENT PROJECTS CONSTRUCTION

Various County

Transportation Projects

Fiscal Year: 2019

Trans Comm Dist	Project		General Location	Detail Location	LRS ID	Begin RM	End RM	Length	Character of Work	Cost \$1000			
										Federal	State	Other	Total
M	STP-PM 0.00	B181007	TRANSPORTATION DISTRICT 1	VARIOUS LOCATIONS	1123	7.88	16.03	8.15	PAVEMENT RESURFACE	1,484	156	0	1,640
M	STP-PM 0.00	B181008	TRANSPORTATION DISTRICT 1	VARIOUS LOCATIONS	212	3.47	5.36	1.89	PAVEMENT MAINTENANCE	2,778	292	0	3,070
M	STP-PM 0.00	B181010	TRANSPORTATION DISTRICT 1	VARIOUS LOCATIONS	80	358.50	358.57	0.07	PAVEMENT MAINTENANCE	2,033	214	0	2,247
M	CMP-PM 0.00	B181035	TRANSPORTATION DISTRICT 1	VARIOUS LOCATIONS	417	0.06	1.47	1.40	PAVEMENT RESURFACE	0	92	0	92
1	SCP-TC 0.00	B182023	TRANSPORTATION DISTRICT 2	VARIOUS LOCATIONS	1604	0.09	11.91	11.82	PAVEMENT RESURFACE	0	878	0	878
M	STP-BR 0.00	B183012	TRANSPORTATION DISTRICT 3	STRUCTURE NO. AMG, AMI, ANA, ANB, ANE, ANF, ANG	80	18.29	18.29	0.00	STRUCTURE REPAIR	1,694	178	0	1,872
M	STP-PM 0.00	B183013	TRANSPORTATION DISTRICT 3	VARIOUS LOCATIONS	12	45.78	52.64	6.86	PAVEMENT RESURFACE	2,300	242	0	2,542
M	STP-PM 0.00	B183015	TRANSPORTATION DISTRICT 3	VARIOUS LOCATIONS	80	0.00	28.00	28.00	PAVEMENT MAINTENANCE	1,033	109	0	1,142
M	NHPP-BR 0.00	B191004	TRANSPORTATION DISTRICT 1	STRUCTURE NO. ABB, ABC, ABE, ABF, EAJ, EAI, BLB	180	9.37	9.37	0.00	STRUCTURE REPAIR	3,615	380	0	3,995
M	STP-PM 0.00	B191012	TRANSPORTATION DISTRICT 1	VARIOUS LOCATIONS	80	324.11	330.24	6.13	PAVEMENT MAINTENANCE	416	44	0	460
M	STP-BR 0.00	B192017	TRANSPORTATION DISTRICT 2	STRUCTURE NO. DEZ, DDA, DCR, DCP, ACE, CZK, CZI, CZJ, AFM	254	0.06	0.06	0.00	STRUCTURE REPAIR	2,172	228	0	2,400
M	STP-PM 0.00	B193018	TRANSPORTATION DISTRICT 3	VARIOUS LOCATIONS	13	2.30	2.30	0.00	PAVEMENT MAINTENANCE	4,180	439	0	4,619
M	STP-PM 0.00	B193019	TRANSPORTATION DISTRICT 3	VARIOUS LOCATIONS	13	100.00	110.00	10.00	PAVEMENT MAINTENANCE	2,027	213	0	2,240
M	HSIP 0.00	B193026	TRANSPORTATION DISTRICT 3	VARIOUS LOCATIONS	80	1.00	1.00	0.00	SAFETY IMPROVEMENTS	690	73	0	763
4	STP-PM 0.00	B194022	TRANSPORTATION DISTRICT 4	VARIOUS LOCATIONS	90	130.28	132.38	2.10	PAVEMENT MAINTENANCE	757	80	0	837
M	STP-GM 0.00	B194023	TRANSPORTATION DISTRICT 4	VARIOUS LOCATIONS	334	0.00	0.00	0.00	SAFETY IMPROVEMENTS	271	29	0	300
M	STP-BR 0.00	B195008	TRANSPORTATION DISTRICT 5	STRUCTURE NO. BQY, CBV, DIW, DJJ, EUV, FSA, JJF, CTX, EUO, FBG	30	59.20	59.20	0.00	STRUCTURE REPAIR	1,555	163	0	1,718
M	STP-GM 0.00	B195009	TRANSPORTATION DISTRICT 5	VARIOUS LOCATIONS DMS SIGNS	34	196.42	196.42	0.00	ITS	1,403	147	0	1,550
5	STP-RF 0.00	B195010	TRANSPORTATION DISTRICT 5	VARIOUS LOCATIONS RIGHT OF WAY FENCING	1500	6.04	8.30	2.26	FENCING	969	102	0	1,071
M	STP-GM 0.00	B195016	TRANSPORTATION DISTRICT 5	VARIOUS LOCATIONS	200	101.31	107.02	5.71	PAVEMENT MAINTENANCE	508	53	0	561



STATE TRANSPORTATION IMPROVEMENT PROJECTS CONSTRUCTION

Various County

Transportation Projects

Fiscal Year: 2019

Trans Comm Dist	Project		General Location	Detail Location	LRS ID	Begin RM	End RM	Length	Character of Work	Cost \$1000			
										Federal	State	Other	Total
M	HSIP 0.00	B199002	STATEWIDE	DIST 1 AND 4; VARIOUS LOCATIONS EPOXY STRIPING	80	187.20	187.20	0.00	SAFETY IMPROVEMENTS	690	73	0	763
M	HSIP 0.00	B199003	STATEWIDE	VARIOUS LOCATIONS IN DISTRICT 2 AND 4	85	93.46	93.46	0.00	SAFETY IMPROVEMENTS	1,403	147	0	1,550
M	HSIP 0.00	B199005	STATEWIDE	VARIOUS LOCATIONS	14	24.41	68.15	43.74	SAFETY IMPROVEMENTS	860	90	0	950
M	HSIP 0.00	B199006	STATEWIDE	VARIOUS LOCATIONS	101	0.00	9.12	9.12	SAFETY IMPROVEMENTS	633	67	0	700
M	HSIP 0.00	B199007	STATEWIDE	VARIOUS LOCATIONS	12	45.78	52.64	6.86	SAFETY IMPROVEMENTS	436	46	0	482
M	CD 0.00	CD16901	STATEWIDE	NON-INFRASTRUCTURE PROJECT	25	12.70	12.70	0.00	COMMUNITY DEVELOPMENT	40	0	0	40
M	STP 0.00	FS19001	STATEWIDE	* FOREST SERVICE OFFICER	25	12.70	12.70	0.00	STUDIES	139	15	0	154
M	HRRR 0.00	HRRR019	STATEWIDE	* HIGH RISK RURAL ROAD LPA UW TECHNOLOGY TRANSFER CENTER	NA	0.00	0.00	0.00	SAFETY IMPROVEMENTS	200	0	0	200
M	NHPPI-GM 214.10	I254166	INTERSTATE 25	VARIOUS LOCATIONS	25	85.70	85.70	0.00	DRAINAGE REPAIR	1,020	80	0	1,100
M	STP-BR 0.00	IS19001	STATEWIDE	* BRIDGE INSPECTION ON-SYSTEM	25	12.70	12.70	0.00	STUDIES	1,686	177	0	1,863
M	STP-BROS 0.00	IS19002	STATEWIDE	BRIDGE INSPECTION OFF SYSTEM	25	12.70	12.70	0.00	STUDIES	1,053	111	0	1,164
M	CM 0.00	IT19001	STATEWIDE	* INTELLIGENT TRANSPORTATION SYSTEM	25	12.70	12.70	0.00	STUDIES	5,899	620	0	6,519
M	STP-BR 0.00	MS19001	STATEWIDE	* BRIDGE MANAGEMENT SYSTEM	25	12.70	12.70	0.00	STUDIES	271	29	0	300
M	NRT 0.00	NRT1901	STATEWIDE	* NATIONAL RECREATIONAL TRAILS LPA-WYO STATE PARKS & CULTURAL RESOURCES	25	12.70	12.70	0.00	COMMUNITY DEVELOPMENT	83	0	21	104
M	NRT 0.00	NRT1902	STATEWIDE	* NATIONAL RECREATIONAL TRAILS LPA-WYO STATE PARKS & CULTURAL RESOURCES	25	12.70	12.70	0.00	COMMUNITY DEVELOPMENT	54	0	14	68
M	NRT 0.00	NRT1903	STATEWIDE	* NATIONAL RECREATIONS TRAILS LPA-WYO STATE PARKS & CULTURAL RESOURCES	25	12.70	12.70	0.00	COMMUNITY DEVELOPMENT	1,031	0	258	1,289
M	PEG 0.00	PEG1931	TRANSPORTATION DISTRICT 3	VARIOUS LOCATIONS	13	2.30	2.30	0.00	GENERAL MAINTENANCE	0	1,500	0	1,500
M	PEG 0.00	PEG1951	TRANSPORTATION DISTRICT 5	VARIOUS LOCATIONS	34	196.42	196.42	0.00	GENERAL MAINTENANCE	0	783	0	783
M	STP 0.00	PM19001	STATEWIDE	* PAVEMENT MANAGEMENT	25	12.70	12.70	0.00	STUDIES	667	70	0	737
M	SCP 0.00	TRFSN19	INTERSTATE 80	I-80/VARIOUS LOCATIONS; LOGO SIGNS	NA	0.00	0.00	0.00	GENERAL MAINTENANCE	0	143	0	143



**STATE TRANSPORTATION IMPROVEMENT PROJECTS
 CONSTRUCTION**

Various County

Transportation Projects

Fiscal Year: 2019

Trans Comm Dist	Project	General Location	Detail Location	LRS ID	Begin RM	End RM	Length	Character of Work	Cost \$1000				
									Federal	State	Other	Total	
FY TOTAL:									144.12	\$46,050	\$8,063	\$293	\$54,406

Communications Projects

Fiscal Year: 2019

Trans Comm Dist	Project	General Location	Detail Location	LRS ID	Begin RM	End RM	Length	Character of Work	Cost \$1000					
									Federal	State	Other	Total		
M	STP 0.00	B179106	STATEWIDE		WYOLINK TOWERS	NA	0.00	0.00	0.00	SAFETY IMPROVEMENTS	11,546	1,213	0	12,759
FY TOTAL:									0.00	\$11,546	\$1,213	\$0	\$12,759	

Transit Projects

Fiscal Year: 2019

Trans Comm Dist	Project	General Location	Eligible Provider	Funding Source	Character of Work	Cost \$1000				
						Federal	State	Other	Total	
M	FTA	FT19049	VARIOUS LOCATIONS	WYOMING SERVICES FOR INDEPENDENT LIVING	VAR	MOBILITY MANAGEMENT-VOUCHER	252	93	0	345
M	FTA	FT19050	VARIOUS LOCATIONS	WYOMING INDEPENDENT LIVING, INC.	VAR	MOBILITY MANAGEMENT-VOUCHER	304	102	0	406
M	FTA	FT19051	VARIOUS LOCATIONS	BLACK HILLS STAGE LINES, INC.	5311F	INTERCITY BUS OPERATING	622	0	0	622
M	FTA	FT19062	VARIOUS LOCATIONS	JEFFERSON PARTNERS, L.P. DBA JEFFERSON LINES	5311F	INTERCITY BUS OPERATING	176	0	0	176
M	FTA	FT19070	VARIOUS LOCATIONS	ALLTRANS, INC.	5311F	INTERCITY BUS OPERATING	294	0	0	294
FY TOTAL:							\$1,648	\$195	\$0	\$1,843



STATE TRANSPORTATION IMPROVEMENT PROJECTS ENGINEERING

Various County

Transportation Projects

Fiscal Year: 2020

Trans Comm Dist	Project	General Location	Detail Location	LRS ID	Begin RM	End RM	Length	Character of Work	Cost \$1000			
									Federal	State	Other	Total
3	SSP-TO 0.00	B183033	TRANSPORTATION DISTRICT 3 I-80 RM 34.90/US 89 RM 82.98 ROAD CLOSURE & LUMINAIRES	80	34.89	34.89	0.00	SAFETY IMPROVEMENTS	0	311	0	311
M	STP 0.00	B193020	TRANSPORTATION DISTRICT 3 VARIOUS LOCATIONS VARIABLE SPEED LIMIT/WEB CAM/ FLASHING SIGNS/ROAD WEATHER INFO	352	8.00	8.50	0.50	ITS	905	95	0	1,000
M	STP-PM 0.00	B201001	TRANSPORTATION DISTRICT 1 VARIOUS LOCATIONS	23	401.96	401.96	0.00	PAVEMENT RESURFACE	842	88	0	930
M	STP-PM 0.00	B201002	TRANSPORTATION DISTRICT 1 VARIOUS LOCATIONS	23	401.96	401.96	0.00	PAVEMENT MAINTENANCE	452	48	0	500
M	STP-PM 0.00	B201003	TRANSPORTATION DISTRICT 1 VARIOUS LOCATIONS	23	401.96	401.96	0.00	PAVEMENT MAINTENANCE	1,041	109	0	1,150
M	STP-PM 0.00	B201004	TRANSPORTATION DISTRICT 1 VARIOUS LOCATIONS	23	401.96	401.96	0.00	PAVEMENT MAINTENANCE	452	48	0	500
M	HSIP 0.00	B201007	TRANSPORTATION DISTRICT 1	23	401.96	401.96	0.00	SAFETY IMPROVEMENTS	244	26	0	270
M	STP-PM 0.00	B202008	TRANSPORTATION DISTRICT 2 VARIOUS LOCATIONS	25	186.79	186.79	0.00	PAVEMENT RESURFACE	1,357	143	0	1,500
M	STP-PM 0.00	B202009	TRANSPORTATION DISTRICT 2 VARIOUS LOCATIONS	25	186.79	186.79	0.00	PAVEMENT MAINTENANCE	905	95	0	1,000
M	STP-BR 0.00	B202010	TRANSPORTATION DISTRICT 2 STRUCTURE NO. CZT, ACI, ACO, DCO DCQ, CZJ, CZP, CEY, DZQ	25	39.24	39.24	0.00	STRUCTURE REPAIR	4,796	504	0	5,300
M	STP-PM 0.00	B202011	TRANSPORTATION DISTRICT 2 VARIOUS LOCATIONS	25	186.79	186.79	0.00	PAVEMENT MAINTENANCE	2,262	238	0	2,500
M	HSIP 0.00	B202012	TRANSPORTATION DISTRICT 2	25	186.79	186.79	0.00	SAFETY IMPROVEMENTS	244	26	0	270
M	STP-PM 0.00	B203016	TRANSPORTATION DISTRICT 3 VARIOUS LOCATIONS	13	2.30	2.30	0.00	PAVEMENT MAINTENANCE	2,488	262	0	2,750
M	STP-PM 0.00	B203017	TRANSPORTATION DISTRICT 3 VARIOUS LOCATIONS	13	2.30	2.30	0.00	PAVEMENT MAINTENANCE	905	95	0	1,000



STATE TRANSPORTATION IMPROVEMENT PROJECTS ENGINEERING

Various County

Transportation Projects

Fiscal Year: 2020

Trans Comm Dist	Project	General Location	Detail Location	LRS ID	Begin RM	End RM	Length	Character of Work	Cost \$1000				
									Federal	State	Other	Total	
M	STP-PM 0.00	B203018	TRANSPORTATION DISTRICT 3	VARIOUS LOCATIONS	13	2.30	2.30	0.00	PAVEMENT RESURFACE	2,106	221	0	2,327
3	STP-BR 0.00	B203019	TRANSPORTATION DISTRICT 3	STRUCTURE NO. BOP, BSH, CVI, BRK, BQT, BQU, CRV, FCJ	10	153.98	153.98	0.00	STRUCTURE REPAIR	1,015	107	0	1,122
M	HSIP 0.00	B203021	TRANSPORTATION DISTRICT 3	VARIOUS LOCATIONS	13	2.30	2.30	0.00	SAFETY IMPROVEMENTS	244	26	0	270
M	STP-BR 0.00	B204025	TRANSPORTATION DISTRICT 4	STRUCTURE NO. BBU, BCM, BCO, BCQ, BFC, BFG, BCN, BCP, BDZ, BFF, DHR, FQA	90	23.54	23.54	0.00	STRUCTURE REPAIR	3,154	331	0	3,485
M	HSIP 0.00	B204027	TRANSPORTATION DISTRICT 4	VARIOUS LOCATIONS	334	0.00	0.00	0.00	SAFETY IMPROVEMENTS	244	26	0	270
5	STP-PM 0.00	B205013	TRANSPORTATION DISTRICT 5	VARIOUS LOCATIONS	34	196.42	196.42	0.00	PAVEMENT MAINTENANCE	452	48	0	500
M	STP-BR 0.00	B205014	TRANSPORTATION DISTRICT 5	STRUCTURE NO. DIY, CYU, BRM, CJI, CXC	34	128.32	128.32	0.00	STRUCTURE REPAIR	2,968	312	0	3,280
M	HSIP 0.00	B205015	TRANSPORTATION DISTRICT 5	VARIOUS LOCATIONS THERMOPLASTIC MARKINGS	34	196.42	196.42	0.00	SAFETY IMPROVEMENTS	244	26	0	270
M	STP-GM 0.00	B205031	TRANSPORTATION DISTRICT 5	VARIOUS LOCATIONS	34	95.61	95.98	0.38	GUARDRAIL	679	71	0	750
M	HSIP 0.00	B209028	STATEWIDE	VARIOUS LOCATIONS EPOXY STRIPING	25	12.70	12.70	0.00	SAFETY IMPROVEMENTS	995	105	0	1,100
M	HSIP 0.00	B209029	STATEWIDE	VARIOUS LOCATIONS	25	12.70	12.70	0.00	SAFETY IMPROVEMENTS	814	86	0	900
M	HSIP 0.00	B209030	STATEWIDE	VARIOUS LOCATIONS	25	12.70	12.70	0.00	SAFETY IMPROVEMENTS	407	43	0	450
5	STP-RF 0.00	B215001	TRANSPORTATION DISTRICT 5	VARIOUS LOCATIONS; SOUTH END OF DISTRICT; FENCING	14	49.00	58.00	9.00	FENCING	452	48	0	500



STATE TRANSPORTATION IMPROVEMENT PROJECTS ENGINEERING

Various County

Transportation Projects

Fiscal Year: 2020

Trans Comm Dist	Project		General Location	Detail Location	LRS ID	Begin RM	End RM	Length	Character of Work	Cost \$1000				
										Federal	State	Other	Total	
M	PEG 0.00	PEG2031	TRANSPORTATION DISTRICT 3	*	13	2.30	2.30	0.00	GENERAL MAINTENANCE	0	1,500	0	1,500	
M	PEG 0.00	PEG2051	TRANSPORTATION DISTRICT 5	* VARIOUS LOCATIONS	34	196.42	196.42	0.00	GENERAL MAINTENANCE	0	800	0	800	
FY TOTAL:										9.88	\$30,667	\$5,838	\$0	\$36,505

Transportation Projects

Fiscal Year: 2021

Trans Comm Dist	Project		General Location	Detail Location	LRS ID	Begin RM	End RM	Length	Character of Work	Cost \$1000			
										Federal	State	Other	Total
M	NHPPI 0.00	B184036	TRANSPORTATION DISTRICT 4	VARIOUS LOCATIONS I-90	90	0.00	16.34	16.34	ITS	2,287	179	0	2,466
M	STP-PM 0.00	B194021	TRANSPORTATION DISTRICT 4	VARIOUS LOCATIONS	334	0.00	0.00	0.00	PAVEMENT RESURFACE	1,086	114	0	1,200
2	STP-BR 0.00	B203020	TRANSPORTATION DISTRICT 3	STRUCTURE NO. APQ, APP, ARF, ARE, CWL, CVL, CXU, BKC, AOH	1900	0.54	0.54	0.00	STRUCTURE REPAIR	3,036	319	0	3,355
M	STP-PM 0.00	B211006	TRANSPORTATION DISTRICT 1	* VARIOUS LOCATIONS	23	401.96	401.96	0.00	PAVEMENT RESURFACE	905	95	0	1,000
M	STP-PM 0.00	B211007	TRANSPORTATION DISTRICT 1	* VARIOUS LOCATIONS	23	401.96	401.96	0.00	PAVEMENT MAINTENANCE	452	48	0	500
M	STP-PM 0.00	B211008	TRANSPORTATION DISTRICT 1	* VARIOUS LOCATIONS	23	401.96	401.96	0.00	PAVEMENT MAINTENANCE	905	95	0	1,000
M	STP-PM 0.00	B211009	TRANSPORTATION DISTRICT 1	* VARIOUS LOCATIONS	23	401.96	401.96	0.00	PAVEMENT MAINTENANCE	543	57	0	600
M	STP-BR 0.00	B211010	TRANSPORTATION DISTRICT 1	VARIOUS LOCATIONS	23	401.96	401.96	0.00	STRUCTURE REPAIR	905	95	0	1,000
2	STP-BR 0.00	B211011	TRANSPORTATION DISTRICT 1	VARIOUS LOCATIONS STRUCTURE NO. CJC, CMM	23	310.66	310.66	0.00	STRUCTURE REPAIR	995	105	0	1,100



STATE TRANSPORTATION IMPROVEMENT PROJECTS ENGINEERING

Various County

Transportation Projects

Fiscal Year: 2021

Trans Comm Dist	Project	General Location	Detail Location	LRS ID	Begin RM	End RM	Length	Character of Work	Cost \$1000				
									Federal	State	Other	Total	
M	STP-BR 0.00	B212002	TRANSPORTATION DISTRICT 2	STRUCTURE NO. AFJ, AFU, AFT, AGB AGY, BMA, AHM, CWZ, ADQ, ACQ, CUE	25	137.41	137.41	0.00	STRUCTURE REPAIR	5,488	577	0	6,065
M	STP-BR 0.00	B212012	TRANSPORTATION DISTRICT 2	* VARIOUS LOCATIONS	25	186.79	186.79	0.00	STRUCTURE REPAIR	1,357	143	0	1,500
M	STP-PM 0.00	B212013	TRANSPORTATION DISTRICT 2	* VARIOUS LOCATIONS	25	186.79	186.79	0.00	PAVEMENT MAINTENANCE	1,357	143	0	1,500
M	STP-PM 0.00	B212014	TRANSPORTATION DISTRICT 2	* VARIOUS LOCATIONS	25	186.79	186.79	0.00	PAVEMENT MAINTENANCE	2,262	238	0	2,500
M	STP-PM 0.00	B213015	TRANSPORTATION DISTRICT 3	* VARIOUS LOCATIONS	13	2.30	2.30	0.00	PAVEMENT RESURFACE	1,719	181	0	1,900
M	STP-PM 0.00	B213016	TRANSPORTATION DISTRICT 3	* VARIOUS LOCATIONS	13	2.30	2.30	0.00	PAVEMENT MAINTENANCE	905	95	0	1,000
M	STP-BR 0.00	B213017	TRANSPORTATION DISTRICT 3	STRUCTURE NO. AOJ, AOS, AOT, AOU, AOW FHW, DZW, BSD	13	152.03	152.03	0.00	STRUCTURE REPAIR	3,316	349	0	3,665
M	STP-PM 0.00	B213018	TRANSPORTATION DISTRICT 3	* VARIOUS LOCATIONS	13	2.30	2.30	0.00	PAVEMENT MAINTENANCE	2,036	214	0	2,250
M	STP-BR 0.00	B213030	TRANSPORTATION DISTRICT 3	STRUCTURE NO. AMO, AMR, FGS, AMX, AMU, ANJ, ANO, BKA	2106	48.72	48.72	0.00	STRUCTURE REPAIR	2,380	250	0	2,630
M	STP-BR 0.00	B214003	TRANSPORTATION DISTRICT 4	STRUCTURE NO. BFS, BJG, BJH, BJL, BMS, CFG, CFW, CRA, DHN, DHP, DHQ, DHU, DHY, DHZ	90	117.23	117.23	0.00	STRUCTURE REPAIR	4,954	521	0	5,475
M	STP-PM 0.00	B214019	TRANSPORTATION DISTRICT 4	* VARIOUS LOCATIONS	334	0.00	0.00	0.00	PAVEMENT MAINTENANCE	181	19	0	200
M	STP-GM 0.00	B214020	TRANSPORTATION DISTRICT 4	* VARIOUS LOCATIONS	334	0.00	0.00	0.00	SAFETY IMPROVEMENTS	90	10	0	100
M	STP-GM 0.00	B214021	TRANSPORTATION DISTRICT 4	* VARIOUS LOCATIONS	334	0.00	0.00	0.00	DRAINAGE REPAIR	905	95	0	1,000



STATE TRANSPORTATION IMPROVEMENT PROJECTS ENGINEERING

Various County

Transportation Projects

Fiscal Year: 2021

Trans Comm Dist	Project		General Location	Detail Location	LRS ID	Begin RM	End RM	Length	Character of Work	Cost \$1000				
										Federal	State	Other	Total	
M	HSIP 0.00	B214022	TRANSPORTATION DISTRICT 4	* VARIOUS LOCATIONS	334	0.00	0.00	0.00	SAFETY IMPROVEMENTS	814	86	0	900	
M	STP-BR 0.00	B215004	TRANSPORTATION DISTRICT 5	STRUCTURE NO. EWJ, CCE, FDF, CBW, EWN	30	79.61	79.61	0.00	STRUCTURE REPAIR	1,882	198	0	2,080	
M	STP-PM 0.00	B215028	TRANSPORTATION DISTRICT 5	* VARIOUS LOCATIONS	34	196.42	196.42	0.00	PAVEMENT RESURFACE	1,086	114	0	1,200	
M	HSIP 0.00	B219023	STATEWIDE	* VARIOUS LOCATIONS	NA	0.00	0.00	0.00	SAFETY IMPROVEMENTS	1,176	124	0	1,300	
M	HSIP 0.00	B219024	STATEWIDE	* VARIOUS LOCATIONS	NA	0.00	0.00	0.00	SAFETY IMPROVEMENTS	995	105	0	1,100	
M	HSIP 0.00	B219025	STATEWIDE	* VARIOUS LOCATIONS	NA	0.00	0.00	0.00	SAFETY IMPROVEMENTS	611	64	0	675	
M	HSIP 0.00	B219026	STATEWIDE	* VARIOUS LOCATIONS	NA	0.00	0.00	0.00	TRAFFIC SYSTEMS	1,086	114	0	1,200	
M	HSIP 0.00	B219029	STATEWIDE	* VARIOUS LOCATIONS/CENTERLINE	25	12.70	12.70	0.00	SAFETY IMPROVEMENTS	565	59	0	624	
2	STP 0.00	P181007	CRESTON JUNCTION TO BAGGS	I-80 JUNCTION SOUTH STRUCTURE NO. CLL	18	0.00	10.00	10.00	PAVEMENT REHABILITATION	3,951	415	0	4,366	
FY TOTAL:										26.34	\$50,230	\$5,221	\$0	\$55,451

Transportation Projects

Fiscal Year: 2022

Trans Comm Dist	Project		General Location	Detail Location	LRS ID	Begin RM	End RM	Length	Character of Work	Cost \$1000			
										Federal	State	Other	Total
M	STP-BR 0.00	B222001	TRANSPORTATION DISTRICT 2	STRUCTURE NO. AEE, CZX, CZW, ADA DCE, AJG	25	126.13	126.13	0.00	STRUCTURE REPAIR	4,018	422	0	4,440
M	STP-BR 0.00	B223006	TRANSPORTATION DISTRICT 3	* STRUCTURE NO. JOI, JBD, APA, CDA	13	102.58	102.58	0.00	STRUCTURE REPAIR	1,941	204	0	2,145
M	STP-BR 0.00	B223007	TRANSPORTATION DISTRICT 3	* STRUCTURE NO. FDU, DJG, AMF, FEM, AMM	80	3.45	3.45	0.00	STRUCTURE REPAIR	4,538	477	0	5,015



STATE TRANSPORTATION IMPROVEMENT PROJECTS ENGINEERING

Various County

Transportation Projects

Fiscal Year: 2022

Trans Comm Dist	Project		General Location	Detail Location	LRS ID	Begin RM	End RM	Length	Character of Work	Cost \$1000				
										Federal	State	Other	Total	
M	STP-BR 0.00	B224002	TRANSPORTATION DISTRICT 4	STRUCTURE NO. EOP, BFE, DAL, DAU BIT, BBT, BFR, DAK, BIS, FPA, DGD, CUO, DBD	90	1.79	1.79	0.00	STRUCTURE REPAIR	4,389	461	0	4,850	
M	STP-BR 0.00	B225003	TRANSPORTATION DISTRICT 5	STRUCTURE NO. CPX, CXK, CXL, CXM, DDC, FJC, CAH	15	16.13	16.13	0.00	STRUCTURE REPAIR	2,434	256	0	2,690	
FY TOTAL:										0.00	\$17,320	\$1,820	\$0	\$19,140

Transportation Projects

Fiscal Year: 2023

Trans Comm Dist	Project		General Location	Detail Location	LRS ID	Begin RM	End RM	Length	Character of Work	Cost \$1000				
										Federal	State	Other	Total	
M	STP-BR 0.00	B232001	TRANSPORTATION DISTRICT 2	STRUCTURE NO. DCS, DCU, ADG, ADI ADL, BUC, BUD, ACF, DCN, DCT, DCY AKH, AKI, DFE, DFL, FDC, CNW	21	57.62	57.62	0.00	STRUCTURE REPAIR	7,619	801	0	8,420	
M	STP-BR 0.00	B233006	TRANSPORTATION DISTRICT 3	* STRUCTURE NO. AOU, AMQ, AMW, BRE, CXW, AOY, ARJ	80	10.68	10.68	0.00	STRUCTURE REPAIR	2,430	255	0	2,685	
M	STP-BR 0.00	B233007	TRANSPORTATION DISTRICT 3	* STRUCTURE NO. BOE, BOH, BOO, CVJ, DMA	10	98.17	98.17	0.00	STRUCTURE REPAIR	3,018	317	0	3,335	
M	STP-BR 0.00	B234002	TRANSPORTATION DISTRICT 4	STRUCTURE NO. DBJ, DAI, BGO LIM, DIJ, CHL	90	152.02	152.02	0.00	STRUCTURE REPAIR	5,660	595	0	6,255	
M	STP-BR 0.00	B235003	TRANSPORTATION DISTRICT 5	STRUCTURE NO. FUV	1502	100.53	100.53	0.00	STRUCTURE REPAIR	2,090	220	0	2,310	
FY TOTAL:										0.00	\$20,817	\$2,188	\$0	\$23,005

Transportation Projects

Fiscal Year: 2024

Trans Comm Dist	Project		General Location	Detail Location	LRS ID	Begin RM	End RM	Length	Character of Work	Cost \$1000			
										Federal	State	Other	Total
M	STP-BR 0.00	B241001	TRANSPORTATION DISTRICT 1	* STRUCTURE NO. FQI, FQJ, CID, AYD	80	302.91	302.91	0.00	STRUCTURE REPAIR	2,837	298	0	3,135
M	STP-BR 0.00	B242003	TRANSPORTATION DISTRICT 2	* STRUCTURE NO. AIK, CUI, DDE, CZC	508	0.01	0.01	0.00	STRUCTURE REPAIR	3,796	399	0	4,195



STATE TRANSPORTATION IMPROVEMENT PROJECTS ENGINEERING

Various County

Transportation Projects

Fiscal Year: 2024

Trans Comm Dist	Project		General Location	Detail Location	LRS ID	Begin RM	End RM	Length	Character of Work	Cost \$1000			
										Federal	State	Other	Total
M	STP-BR 0.00	B243002	TRANSPORTATION DISTRICT 3	* STRUCTURE NO. AML, DMC, CVH, FQN, BSE	80	5.91	5.91	0.00	STRUCTURE REPAIR	3,117	328	0	3,445
M	STP-BR 0.00	B244004	TRANSPORTATION DISTRICT 4	* STRUCTURE NO. EUI, BFA, CDL, ALY, ALZ, DZZ, EAB, BFB, BGG, BGI, BGL, BGN, BGS, EAA, EAC, BFQ, BGH, BGM, BGT, CBJ, ALI	90	4.19	4.19	0.00	STRUCTURE REPAIR	7,556	794	0	8,350
M	STP-BR 0.00	B245005	TRANSPORTATION DISTRICT 5	* STRUCTURE NO. FRY, BYV, DAY, DBQ, CTM, FOK, CJH	30	102.81	102.81	0.00	STRUCTURE REPAIR	2,909	306	0	3,215
7	NHPP 51.60	N341117	WALTMAN TO SHOSHONI	*	34	51.60	76.00	24.40	PAVEMENT REHABILITATION	2,715	285	0	3,000
FY TOTAL:								24.40		\$22,930	\$2,410	\$0	\$25,340



Wyoming Department of Transportation
 5300 Bishop Blvd
 Cheyenne, WY 82009

**STATE TRANSPORTATION IMPROVEMENT PROJECTS
 PRELIMINARY ENGINEERING**

Various County

Transportation Projects

Fiscal Year: 2019

Trans Comm Dist	Project	General Location	Detail Location	LRS ID	Begin RM	End RM	Length	Character of Work	Cost \$1000			
									Federal	State	Other	Total
M	SCP 0.00	B189103	STATEWIDE	NA	0.00	0.00	0.00	SNOW FENCE	0	50	0	50
FY TOTAL:								0.00	\$0	\$50	\$0	\$50